

INDEPENDENT AUDITOR'S REPORT

To the Members of Edelweiss Securities Limited

Report on the Audit of the Ind AS Financial Statements**Opinion**

We have audited the accompanying Ind AS financial statements of Edelweiss Securities Limited ("the Company"), which comprise the Balance sheet as at March 31 2019, the Statement of Profit and Loss, including the statement of Other Comprehensive Income, the Cash Flow Statement and the Statement of Changes in Equity for the year then ended, and notes to the financial statements, including a summary of significant accounting policies and other explanatory information.

In our opinion and to the best of our information and according to the explanations given to us, the aforesaid Ind AS financial statements give the information required by the Companies Act, 2013, as amended ("the Act") in the manner so required and give a true and fair view in conformity with the accounting principles generally accepted in India, of the state of affairs of the Company as at March 31, 2019, its profit including other comprehensive income its cash flows and the changes in equity for the year ended on that date.

Basis for Opinion

We conducted our audit of the Ind AS financial statements in accordance with the Standards on Auditing (SAs), as specified under section 143(10) of the Act. Our responsibilities under those Standards are further described in the 'Auditor's Responsibilities for the Audit of the Ind AS Financial Statements' section of our report. We are independent of the Company in accordance with the 'Code of Ethics' issued by the Institute of Chartered Accountants of India together with the ethical requirements that are relevant to our audit of the financial statements under the provisions of the Act and the Rules thereunder, and we have fulfilled our other ethical responsibilities in accordance with these requirements and the Code of Ethics. We believe that the audit evidence we have obtained is sufficient and appropriate to provide a basis for our audit opinion on the Ind AS financial statements.

Information Other than the Financial Statements and Auditor's Report Thereon

The Company's Board of Directors is responsible for the other information. The other information comprises the information included in the board report, but does not include the Ind AS financial statements and our auditor's report thereon.

Our opinion on the Ind AS financial statements does not cover the other information and we do not express any form of assurance conclusion thereon.

In connection with our audit of the Ind AS financial statements, our responsibility is to read the other information and, in doing so, consider whether such other information is materially inconsistent with the financial statements or our knowledge obtained in the audit or otherwise appears to be materially misstated. If, based on the work we have performed, we conclude that there is a material misstatement of this other information, we are required to report that fact. We have nothing to report in this regard.

Responsibilities of Management for the Ind AS Financial Statements

The Company's Board of Directors is responsible for the matters stated in section 134(5) of the Act with respect to the preparation of these Ind AS financial statements that give a true and fair view of the financial position, financial performance including other comprehensive income, cash flows and changes in equity of the Company in accordance with the accounting principles generally accepted in India, including the Indian Accounting Standards (Ind AS) specified under section 133 of the Act read with [the Companies (Indian Accounting Standards) Rules, 2015, as amended. This responsibility also includes maintenance of adequate accounting records in accordance with the provisions of the Act for safeguarding of the assets of the Company and for preventing and detecting frauds and other irregularities; selection and application of appropriate accounting policies; making judgments and estimates that are reasonable and prudent; and the design, implementation and maintenance of adequate internal financial controls, that were operating effectively for ensuring the accuracy and completeness of the accounting records, relevant to the preparation and presentation of the Ind AS financial statements that give a true and fair view and are free from material misstatement, whether due to fraud or error.



In preparing the Ind AS financial statements, management is responsible for assessing the Company's ability to continue as a going concern, disclosing, as applicable, matters related to going concern and using the going concern basis of accounting unless management either intends to liquidate the Company or to cease operations, or has no realistic alternative but to do so.

Those Board of Directors are also responsible for overseeing the Company's financial reporting process.

Auditor's Responsibilities for the Audit of the Ind AS Financial Statements

Our objectives are to obtain reasonable assurance about whether the Ind AS financial statements as a whole are free from material misstatement, whether due to fraud or error, and to issue an auditor's report that includes our opinion. Reasonable assurance is a high level of assurance, but is not a guarantee that an audit conducted in accordance with SAs will always detect a material misstatement when it exists. Misstatements can arise from fraud or error and are considered material if, individually or in the aggregate, they could reasonably be expected to influence the economic decisions of users taken on the basis of these Ind AS financial statements.

As part of an audit in accordance with SAs, we exercise professional judgment and maintain professional skepticism throughout the audit. We also:

- ▶ Identify and assess the risks of material misstatement of the Ind AS financial statements, whether due to fraud or error, design and perform audit procedures responsive to those risks, and obtain audit evidence that is sufficient and appropriate to provide a basis for our opinion. The risk of not detecting a material misstatement resulting from fraud is higher than for one resulting from error, as fraud may involve collusion, forgery, intentional omissions, misrepresentations, or the override of internal control.
- ▶ Obtain an understanding of internal control relevant to the audit in order to design audit procedures that are appropriate in the circumstances. Under section 143(3)(i) of the Act, we are also responsible for expressing our opinion on whether the Company has adequate internal financial controls system in place and the operating effectiveness of such controls.
- ▶ Evaluate the appropriateness of accounting policies used and the reasonableness of accounting estimates and related disclosures made by management.
- ▶ Conclude on the appropriateness of management's use of the going concern basis of accounting and, based on the audit evidence obtained, whether a material uncertainty exists related to events or conditions that may cast significant doubt on the Company's ability to continue as a going concern. If we conclude that a material uncertainty exists, we are required to draw attention in our auditor's report to the related disclosures in the financial statements or, if such disclosures are inadequate, to modify our opinion. Our conclusions are based on the audit evidence obtained up to the date of our auditor's report. However, future events or conditions may cause the Company to cease to continue as a going concern.
- ▶ Evaluate the overall presentation, structure and content of the Ind AS financial statements, including the disclosures, and whether the Ind AS financial statements represent the underlying transactions and events in a manner that achieves fair presentation.

We communicate with those charged with governance regarding, among other matters, the planned scope and timing of the audit and significant audit findings, including any significant deficiencies in internal control that we identify during our audit.

We also provide those charged with governance with a statement that we have complied with relevant ethical requirements regarding independence, and to communicate with them all relationships and other matters that may reasonably be thought to bear on our independence, and where applicable, related safeguards.

Other Matter

The comparative financial information of the Company for the year ended March 31, 2018, and the transition date opening balance sheet as at April 01, 2017, included in these Ind AS financial statements, are based on the previously issued statutory financial statements prepared in accordance with the Companies (Accounting Standards) Rules, 2006 audited by the predecessor auditor whose report for the year ended March 31, 2018, and March 31, 2017, dated May 2, 2018, and May 16, 2017, respectively expressed an unmodified opinion on those financial statements, as adjusted for the differences in the accounting principles adopted by the Company on transition to the Ind AS, which have been audited by us.




Report on Other Legal and Regulatory Requirements

1. As required by the Companies (Auditor's Report) Order, 2016 ("the Order"), issued by the Central Government of India in terms of sub-section (11) of section 143 of the Act, we give in the "Annexure 1" a statement on the matters specified in paragraphs 3 and 4 of the Order.
2. As required by Section 143(3) of the Act, we report that:
 - (a) We have sought and obtained all the information and explanations which to the best of our knowledge and belief were necessary for the purposes of our audit;
 - (b) In our opinion, proper books of account as required by law have been kept by the Company so far as it appears from our examination of those books;
 - (c) The Balance Sheet, the Statement of Profit and Loss including the Statement of Other Comprehensive Income, the Cash Flow Statement and Statement of Changes in Equity dealt with by this Report are in agreement with the books of account;
 - (d) In our opinion, the aforesaid Ind AS financial statements comply with the Accounting Standards specified under Section 133 of the Act, read with Companies (Indian Accounting Standards) Rules, 2015, as amended;
 - (e) On the basis of the written representations received from the directors as on March 31, 2019 taken on record by the Board of Directors, none of the directors is disqualified as on March 31, 2019 from being appointed as a director in terms of Section 164 (2) of the Act;
 - (f) With respect to the adequacy of the internal financial controls over financial reporting of the Company with reference to these Ind AS financial statements and the operating effectiveness of such controls, refer to our separate Report in "Annexure 2" to this report;
 - (g) In our opinion, no managerial remuneration for the year ended March 31, 2019 has been paid / provided by the Company to its directors in accordance with the provisions of section 197 read with Schedule V to the Act;
 - (h) With respect to the other matters to be included in the Auditor's Report in accordance with Rule 11 of the Companies (Audit and Auditors) Rules, 2014, as amended in our opinion and to the best of our information and according to the explanations given to us:
 - i. The Company has disclosed the impact of pending litigations on its financial position in its Ind AS financial statements - Refer Note 2.38 to the Ind AS financial statements;
 - ii. The Company did not have any long-term contracts including derivative contracts for which there were any material foreseeable losses;
 - iii. There were no amounts which were required to be transferred to the Investor Education and Protection Fund by the Company.

For S.R. Batliboi & Co. LLP
Chartered Accountants

ICAI Firm Registration Number: 301003E/E300005



per Shrawan Jalan
Partner


Membership Number: 102102
Place of Signature: Mumbai
Date: May 10, 2019



Annexure 1 referred to in paragraph 1 under the heading "Report on Other Legal and Regulatory Requirements" of our Report of even date

- (i) (a) The Company has maintained proper records showing full particulars, including quantitative details and situation of fixed assets.
- (b) All fixed assets have not been physically verified by the management during the year but there is a regular programme of verification which, in our opinion, is reasonable having regard to the size of the Company and the nature of its assets. No material discrepancies were noticed on such verification.
- (c) According to the information and explanations given by the management, the title deeds of immovable properties included in property, plant and equipment are held in the name of the Company.
- (ii) The Company does not hold any securities in physical form. The securities held as stock in trade by the depository are verified with the confirmation statement received by the management from the depository at regular intervals. The Company is maintaining proper records of securities held as stock in trade and no discrepancies were noticed on comparing the statement from depository with book records/books of account.
- (iii) According to the information and explanations given to us and audit procedures performed, the Company has not granted any loans, secured or unsecured to companies, firms, Limited Liability Partnerships or other parties covered in the register maintained under section 189 of the Companies Act, 2013. Accordingly, the provisions of clause 3(iii) (a), (b) and (c) of the Order are not applicable to the Company and hence not commented upon.
- (iv) In our opinion and according to the information and explanations given to us and audit procedures performed, provisions of section 185 and 186 of the Companies Act 2013 in respect of loans to directors including entities in which they are interested and in respect of loans and advances given, investments made and, guarantees, and securities given have been complied with by the Company.
- (v) The Company has not accepted any deposits within the meaning of Sections 73 to 76 of the Companies Act, 2013 and the Companies (Acceptance of Deposits) Rules, 2014 (as amended). Accordingly, the provisions of clause 3(v) of the Order are not applicable.
- (vi) To the best of our knowledge and as explained, the Central Government has not specified the maintenance of cost records under clause 148(1) of the Companies Act, 2013, for the services of the Company.
- (vii)(a) Undisputed statutory dues including provident fund, income-tax, goods and service tax, cess and other statutory dues have generally been regularly deposited with the appropriate authorities though there has been a slight delay in a few cases. As informed, the provisions of sales tax, wealth tax, value added tax, excise duty and customs duty are currently not applicable to the Company.
- (b) According to the information and explanations given to us, no undisputed amounts payable in respect of provident fund, employees' state insurance, income-tax, goods and service tax, sales-tax, duty of custom, duty of excise, value added tax, cess and other statutory dues were outstanding, at the year end, for a period of more than six months from the date they became payable.
- (c) According to the records of the Company, the dues of income-tax, sales-tax, service tax, duty of custom, duty of excise, value added tax and cess on account of any dispute, are as follows:

Name of the statute	Nature of the dues	Amount (Rs in mn.)	Period to which the amount relates	Forum where the dispute is pending
The Bombay Stamp Act, 1958	Stamp Duty	23.27	FY 2004-05 to FY 2006-07	Maharashtra State Government
Income tax Act, 1961	Provision for mark to market loss on derivative instruments	74.87	AY 2005-06, 2006-07, 2010-11	High Court



S.R. BATLIBOI & Co. LLP

Chartered Accountants

Name of the statute	Nature of the dues	Amount (Rs in mn.)	Period to which the amount relates	Forum where the dispute is pending
Income tax Act, 1961	Disallowance u/s 14A	80.63	AY 2009-10, 2013-14, 2014-15, 2015-16	CIT (A)
Income tax Act, 1961	Set off Brought Forward Loss	38.86	AY 2013-14	CIT (A)
Income tax Act, 1961	Short Credit for tax deducted at source	51.06	AY 2014-15, 2015-16	CIT (A)

- (viii) The Company has not taken any loans or borrowings from financial institution, banks and government or has not issued any debentures. Hence reporting under clause (viii) of the Order are not applicable and hence not commented on.
- (ix) Based on our audit procedures performed for the purpose of reporting the true and fair view of the financial statements and according to the information and explanations given by the management, the Company has not raised any money by way of initial public offer or further public offer, hence not commented upon.
- (x) Based upon the audit procedures performed for the purpose of reporting the true and fair view of the financial statements and according to the information and explanations given by the management, we report that no fraud by the Company or on the Company by the officers and employees of the Company has been noticed or reported during the year.
- (xi) According to the information and explanations given by the management, the managerial remuneration has been paid / provided in accordance with the requisite approvals mandated by the provisions of section 197 read with Schedule V to the Companies Act, 2013.
- (xii) In our opinion, the Company is not a Nidhi Company. Therefore, the provisions of clause 3(xii) of the order are not applicable to the Company and hence not commented upon.
- (xiii) According to the information and explanations given by the management and audit procedures performed, transactions with the related parties are in compliance with section 177 and 188 of Companies Act, 2013 where applicable and the details have been disclosed in the notes to the financial statements, as required by the applicable accounting standards.
- (xv) According to the information and explanations given by the management and audit procedures performed, the Company has not entered into any non-cash transactions with directors or persons connected with him as referred to in section 192 of Companies Act, 2013.
- (xvi) According to the information and explanations given to us and audit procedures performed, the Company is not required to be registered under section 45-IA of the Reserve bank of India Act, 1934.

For S.R. Batliboi & Co. LLP

Chartered Accountants

ICAI Firm Registration Number: 301003E/E300005

per Shrawan Jalan

Partner

Membership Number: 102102

Place of Signature: Mumbai

Date: May 10, 2019



ANNEXURE 2 TO THE INDEPENDENT AUDITOR'S REPORT OF EVEN DATE ON THE FINANCIAL STATEMENTS OF EDELWEISS SECURITIES LIMITED

Report on the Internal Financial Controls under Clause (i) of Sub-section 3 of Section 143 of the Companies Act, 2013 ("the Act")

To the Members of Edelweiss Securities Limited

We have audited the internal financial controls over financial reporting of Edelweiss Securities Limited ("the Company") as of March 31, 2019 in conjunction with our audit of the financial statements of the Company for the year ended on that date.

Management's Responsibility for Internal Financial Controls

The Company's Management is responsible for establishing and maintaining internal financial controls based on the internal control over financial reporting criteria established by the Company considering the essential components of internal control stated in the Guidance Note on Audit of Internal Financial Controls Over Financial Reporting issued by the Institute of Chartered Accountants of India. These responsibilities include the design, implementation and maintenance of adequate internal financial controls that were operating effectively for ensuring the orderly and efficient conduct of its business, including adherence to the Company's policies, the safeguarding of its assets, the prevention and detection of frauds and errors, the accuracy and completeness of the accounting records, and the timely preparation of reliable financial information, as required under the Companies Act, 2013.

Auditor's Responsibility


Our responsibility is to express an opinion on the Company's internal financial controls over financial reporting with reference to these standalone financial statements based on our audit. We conducted our audit in accordance with the Guidance Note on Audit of Internal Financial Controls Over Financial Reporting (the "Guidance Note") and the Standards on Auditing as specified under section 143(10) of the Companies Act, 2013, to the extent applicable to an audit of internal financial controls and, both issued by the Institute of Chartered Accountants of India. Those Standards and the Guidance Note require that we comply with ethical requirements and plan and perform the audit to obtain reasonable assurance about whether adequate internal financial controls over financial reporting with reference to these standalone financial statements was established and maintained and if such controls operated effectively in all material respects.

Our audit involves performing procedures to obtain audit evidence about the adequacy of the internal financial controls over financial reporting with reference to these standalone financial statements and their operating effectiveness. Our audit of internal financial controls over financial reporting included obtaining an understanding of internal financial controls over financial reporting with reference to these standalone financial statements, assessing the risk that a material weakness exists, and testing and evaluating the design and operating effectiveness of internal control based on the assessed risk. The procedures selected depend on the auditor's judgement, including the assessment of the risks of material misstatement of the financial statements, whether due to fraud or error.

We believe that the audit evidence we have obtained is sufficient and appropriate to provide a basis for our audit opinion on the internal financial controls over financial reporting with reference to these standalone financial statements.

Meaning of Internal Financial Controls Over Financial Reporting With Reference to these Financial Statements

A Company's internal financial control over financial reporting with reference to these standalone financial statements is a process designed to provide reasonable assurance regarding the reliability of financial reporting and the preparation of financial statements for external purposes in accordance with generally accepted accounting principles. A Company's internal financial control over financial reporting with reference to these standalone financial statements includes those policies and procedures that (1) pertain to the maintenance of records that, in reasonable detail, accurately and fairly reflect the transactions and dispositions of the assets of the Company; (2) provide reasonable assurance that transactions are recorded as necessary to permit preparation of financial statements in accordance with generally accepted accounting principles, and that receipts and expenditures of the Company are being made only in accordance with authorisations of



S.R. BATLIBOI & Co. LLP

Chartered Accountants

management and directors of the Company; and (3) provide reasonable assurance regarding prevention or timely detection of unauthorised acquisition, use, or disposition of the Company's assets that could have a material effect on the financial statements.

Inherent Limitations of Internal Financial Controls Over Financial Reporting With Reference to these Financial Statements

Because of the inherent limitations of internal financial controls over financial reporting with reference to these standalone financial statements, including the possibility of collusion or improper management override of controls, material misstatements due to error or fraud may occur and not be detected. Also, projections of any evaluation of the internal financial controls over financial reporting with reference to these standalone financial statements to future periods are subject to the risk that the internal financial control over financial reporting with reference to these standalone financial statements may become inadequate because of changes in conditions, or that the degree of compliance with the policies or procedures may deteriorate.

Opinion

In our opinion, the has, in all material respects, adequate internal financial controls over financial reporting with reference to these financial statements and such internal financial controls over financial reporting with reference to these financial statements were operating effectively as at March 31, 2019, based on the internal control over financial reporting criteria established by the Company considering the essential components of internal control stated in the Guidance Note on Audit of Internal Financial Controls Over Financial Reporting issued by the Institute of Chartered Accountants of India.

For S.R. Batliboi & Co. LLP

Chartered Accountants

ICAI Firm Registration Number: 301003E/E300005



per Shrawan Jalan

Partner

Membership Number: 102102

Place of Signature: Mumbai

Date: May 10, 2019



Edelweiss Securities Limited

Balance Sheet

(Currency : Indian rupees in millions)

	Note	As at March 31, 2019	As at March 31, 2018	As at April 01, 2017
Assets				
Financial assets				
(a) Cash and cash equivalents	2.1	635.35	240.38	2,570.43
(b) Bank balances other than cash and cash equivalents	2.2	5,199.64	5,121.43	11,898.79
(c) Stock in trade		0.13	0.13	0.13
(d) Receivables				
(i) Trade receivables	2.3	8,656.10	361.40	1,496.57
(e) Loans	2.4	0.31	0.75	4.44
(f) Investments	2.5	2,888.89	3,560.38	2,961.07
(g) Other financial assets	2.6	685.83	1,456.21	183.03
		<u>18,066.25</u>	<u>10,740.68</u>	<u>19,114.46</u>
Non-financial assets				
(a) Current tax assets (net)	2.7	817.20	1,001.55	1,170.90
(b) Deferred tax assets (net)	2.8	31.79	468.19	545.17
(c) Property, plant and equipment	2.9	261.73	265.96	321.31
(d) Capital work in progress		18.03	0.08	26.95
(e) Intangible assets under development		3.40	0.65	-
(f) Other Intangible assets	2.10	36.63	43.70	10.60
(g) Other non- financial assets	2.11	86.99	70.79	114.47
		<u>1,255.77</u>	<u>1,850.92</u>	<u>2,189.41</u>
Total assets		<u>19,322.02</u>	<u>12,591.60</u>	<u>21,303.87</u>
Liabilities and equity				
Liabilities				
Financial liabilities				
(a) Trade payables	2.12			
(i) total outstanding dues of micro enterprises and small enterprises		-	0.03	-
(ii) total outstanding dues of creditors other than micro enterprises and small enterprises		1,536.61	1,943.77	1,068.17
(b) Borrowings (other than debt securities)	2.13	5,234.95	3,985.32	13,322.58
(c) Subordinated Liabilities	2.14	-	-	43.43
(d) Other financial liabilities	2.15	8,569.65	1,889.56	2,190.44
		<u>15,341.21</u>	<u>7,818.68</u>	<u>16,624.62</u>
Non-financial liabilities				
(a) Current tax liabilities (net)	2.16	7.73	153.68	146.27
(b) Provisions	2.17	13.00	13.50	21.03
(c) Other non-financial liabilities	2.18	155.97	141.90	139.60
		<u>176.70</u>	<u>309.08</u>	<u>306.90</u>
Equity				
(a) Equity share capital	2.19	262.14	262.14	262.14
(b) Other equity	2.20	3,541.97	4,201.70	4,110.21
		<u>3,804.11</u>	<u>4,463.84</u>	<u>4,372.35</u>
Total liabilities and equity		<u>19,322.02</u>	<u>12,591.60</u>	<u>21,303.87</u>

The accompanying notes are an integral part of the financial statements 1 & 2

As per our report of even date attached

For S.R. Batliboi & Co. LLP
Chartered Accountants
ICAI Firm Registration Number: 301003E/E300005

For and on behalf of the Board of Directors

Shrawan Jalan
Partner
Membership No:102102



Kanhaiyalal Agarwal
Executive Director
DIN :08185700

Atul Bapna
Executive Director
DIN :07376744

Sandesh Sawant
Chief Financial Officer

Pooja Doshi
Company Secretary

Mumbai
May 10, 2019

Mumbai
May 10, 2019



Edelweiss Securities Limited

Statement of Profit and Loss

(Currency : Indian rupees in millions)

	Note	For the year ended March 31, 2019	For the year ended March 31, 2018
Revenue from operations			
Fee and commission income	2.21	2,583.93	2,116.43
Interest income	2.22	851.34	793.32
Dividend income	2.23	652.73	301.70
Rental income	2.24	7.37	8.44
Other operating revenue	2.25	-	3.82
Other income	2.26	8.00	112.24
Total revenue		4,103.37	3,335.95
Expenses			
Employee benefits expense	2.27	1,190.93	1,160.17
Finance costs	2.28	813.55	855.71
Loss on treasury and investments	2.29	256.16	6.29
Impairment on financial instruments	2.30	(8.79)	29.35
Depreciation, amortisation and impairment	2.9 & 2.10	61.27	65.51
Other expenses	2.31	880.10	752.50
Total expenses		3,193.22	2,869.53
Profit before tax		910.15	466.42
Tax expenses:			
(1) Current tax		59.76	22.40
(2) Deferred tax		55.92	14.48
Profit for the year		794.47	429.54
Other Comprehensive Income			
Remeasurement (loss)/ gain on defined benefit plans - gratuity (OCI)		(2.63)	9.12
Other Comprehensive Income		(2.63)	9.12
Total Comprehensive Income		791.84	438.66
Earnings per equity share (Face value of ₹ 10 each):			
(1) Basic (INR)		30.31	16.39
(2) Diluted (INR)	2.33	30.31	16.39

The accompanying notes are an integral part of the financial statements

1 & 2

As per our report of even date attached

For S.R. Batliboi & Co. LLP

Chartered Accountants

ICAI Firm Registration Number: 301003E/E300005

Shrawan Jalan

Partner

Membership No:102102



For and on behalf of the Board of Directors

K.B. Agarwal

Kanhaiyalal Agarwal

Executive Director

DIN :08185700

Sandesh Sawant

Chief Financial Officer

Atul Bapna

Executive Director

DIN :07376744

Pooja Doshi

Company Secretary

Mumbai

May 10, 2019

Mumbai

May 10, 2019



Edelweiss Securities Limited

Statement of changes in Equity

(Currency : Indian rupees in millions)

Equity share capital

Balance at the beginning of the reporting period (1 April 2017)	Changes in equity share capital	Balance at the end of the reporting period (31 March 2018)
262.14	-	262.14

Equity share capital

Balance at the beginning of the reporting period (1 April 2018)	Changes in equity share capital	Balance at the end of the reporting period (31 March 2019)
262.14	-	262.14

Other Equity

	Reserves and Surplus					Total
	Capital Redemption	Securities Premium Account	Deemed capital contribution - ESOP	General reserve	Retained earnings	
Balance at 1 April 2017	-	807.38	125.96	112.11	3,064.76	4,110.21
DTA on ESOP	-	-	-	-	(62.50)	(62.50)
Transaction with shareholders in capacity as such	-	-	-	-	4.80	4.80
Profit for the year	-	-	-	-	429.54	429.54
Other comprehensive income	-	-	-	-	9.12	9.12
Total comprehensive income for the year	-	-	-	-	380.96	380.97
Dividends to shareholders	-	-	-	-	(301.65)	(301.65)
Dividend distribution tax	-	-	-	-	(0.16)	(0.16)
ESOP charge	-	-	12.34	-	-	12.34
(Redemption)/ Addition of Preference shares	2.70	-	-	(2.70)	-	(0.00)
Balance at 31 March 2018	2.70	807.38	138.30	109.41	3,143.91	4,201.70
DTA on ESOP	-	-	-	-	(372.03)	(372.03)
Transaction with shareholders in capacity as such	-	-	-	-	-	-
Profit or loss	-	-	-	-	794.47	794.47
Other comprehensive income	-	-	-	-	(2.63)	(2.63)
Total comprehensive income for the year	-	-	-	-	419.81	419.81
Dividends to shareholders	-	-	-	-	(1,006.61)	(1,006.61)
Dividend distribution tax	-	-	-	-	(72.93)	(72.93)
Balance at 31 March 2019	2.70	807.38	138.30	109.41	2,484.18	3,541.97

For S.R. Batliboi & Co. LLP

Chartered Accountants

ICAI Firm Registration Number: 301003E/E300005

For and on behalf of the Board of Directors

Shrawan Jalan

Shrawan Jalan
Partner
Membership No:102102



K.B. Agarwal
Kanhaiyalal Agarwal
Executive Director
DIN :08185700

Atul Bapna
Atul Bapna
Executive Director
DIN :07376744

Sandeep Sawant
Sandeep Sawant
Chief Financial Officer

Popja Doshi
Popja Doshi
Company Secretary

Mumbai
May 10, 2019



Mumbai
May 10, 2019

Edelweiss Securities Limited

Cash Flow Statement

(Currency : Indian rupees in millions)

	For the year ended March 31, 2019	For the year ended March 31, 2018
A Cash flow from operating activities		
Profit before tax	910.15	466.42
Adjustments for		
Depreciation / amortisation	61.27	65.51
Provision for expected credit loss	(22.55)	(8.42)
Profit on sale of fixed assets	(1.08)	(0.07)
Loss on sale of long term investment	247.76	0.00
Profit on sale of short term investment	(1.07)	0.00
Dividend income	(652.73)	(301.70)
Interest expense and discount on commercial paper	675.83	843.21
ESOP cost	-	12.34
Fairvalue Investment P&L	3.56	6.84
Interest income on Investments	(102.92)	(100.18)
Interest expense on preference shares	-	5.50
Operating cash flow before working capital changes	1,118.22	989.44
(Less) / Add : Adjustments for working capital changes		
(Increase) / decrease in trade receivables	(8,272.15)	1,143.59
Decrease in loans	0.43	(3.69)
Decrease in other financial assets	692.18	6,902.49
Increase in other non - financial assets	(18.83)	(1,338.13)
Increase in liabilities and provisions	6,286.48	569.28
Cash (used in)/ generated from operations	(193.68)	8,262.98
Income taxes paid/ (refunds) (net)	12.92	(154.37)
Net cash (used in) / generated from operating activities - A	(206.60)	8,417.35
B Cash flow from investing activities		
Purchase of fixed assets	(76.67)	(35.43)
Sale of fixed assets	7.07	18.47
Purchase of long term investments	-	(60.00)
Sale of long term investments	43.11	250.00
Purchase of current investments	-	(480.00)
Sale of current investments	481.07	-
Dividend on long term investment	652.73	301.70
Net cash generated/ (used in) investing activities - B	1,107.31	(5.26)
C Cash flow from financing activities		
Redemption of preference shares (including premium there on)	-	(260.10)
Proceeds from commercial paper	-	22,367.10
Repayment of commercial paper	-	(22,500.00)
Proceeds from / (repayment of) loan from group companies (refer note 1)	940.49	(5,476.34)
Repayment of secured loans (refer note 1)	(583.67)	(2,892.33)
Proceeds from / (repayment of) other loans (refer note 1)	861.46	(903.41)
Interest paid on loans	(644.48)	(775.48)
Dividend paid on equity shares	(1,006.61)	(301.46)
Dividend distribution tax paid	(72.93)	(0.13)
Net cash used in from financing activities - C	(505.74)	(10,742.14)



Edelweiss Securities Limited**Cash Flow Statement**

(Currency : Indian rupees in millions)

	For the year ended March 31, 2019	For the year ended March 31, 2018
Net increase / (decrease) in cash and cash equivalents (A+B+C)	394.97	(2,330.05)
Cash and cash equivalent as at the beginning of the year	240.38	2,570.43
Cash and cash equivalent as at the end of the year	635.35	240.38

Notes:

- 1 Net figures have been reported on account of volume of transactions.
 - 2 For disclosure relating to changes in liabilities arising from financing activities refer note 2.37
 - 3 Component of cash and cash equivalents.
- | | | |
|---|---------------|---------------|
| Cash and Cash equivalents | | |
| Cash in hand | 0.24 | 0.21 |
| Balances with banks - in Current accounts | 635.11 | 240.17 |
| | 635.35 | 240.38 |
- 4 The above Cash Flow Statement has been prepared under "Indirect Method" as set out in Indian Accounting Standard - 7 "Cash Flow Statements" specified under Section 133 of Companies Act ,2013 read with Paragraph 7 of the Companies (Accounts) Rules,2014.
 - 5 Purchase of tangible and intangible assets includes movement of capital work-in-progress and capital expenditure during the year.

As per our report of even date attached

For S.R. Batliboi & Co. LLP

Chartered Accountants

ICAI Firm Registration Number: 301003E/E300005


Shrawan Jalan

Partner

Membership No:102102

**For and behalf of the Board of Directors**


Kanhaiyalal Agarwal
 Executive Director
 DIN :08185700


Atul Bapna
 Executive Director
 DIN :07376744


Sandesh Sawant
 Chief Financial Officer


Pooja Doshi
 Company Secretary

Mumbai
May 10, 2019Mumbai
May 10, 2019

Edelweiss Securities Limited

Notes to the financial statements (Continued)

for the year ended 31 March 2019

(Currency : Indian rupees in millions)

1. Significant accounting policies

1.1 Company background

Edelweiss Securities Limited ('the Company') was incorporated on 20 August 1993. The Company is a 100% subsidiary of Edelweiss Financial Services Limited.

The Company is registered as a trading and clearing member with National Stock Exchange of India Limited ('NSEIL') and BSE Limited ('BSE') and Metropolitan Stock Exchange of India Limited ('MSEI') and provides broking services to its clients. The Company is also registered as a repository participant with National E-Repository Limited ('NERL'). The company is also acting as distributor for Mutual Funds.

The Company is a broker with recognized stock exchanges. Also providing research services and acting as a syndicate member for distribution of IPO's.

Company invests in fixed deposits, mutual funds & other highly liquid callable instruments as part of its treasury activities.

1.2 Basis of preparation of financial statements

The financial statements have been prepared in accordance with Indian Accounting Standards (Ind AS) notified under the Companies (Indian Accounting Standards) Rules, 2015 (as amended from time to time).

For all periods up to and including the year ended 31 March 2018, the Company prepared its financial statements in accordance with accounting standards notified under the section 133 of the Companies Act 2013, read together with paragraph 7 of the Companies (Accounts) Rules, 2014 (Indian GAAP or previous GAAP). These financial statements for the year ended 31st March 2019 are the first financial statements of the Company prepared under Ind AS. Refer to note 1.19 for information on how the Company adopted Ind AS for opening balance sheet.

The Company's financial statements have been prepared on a historical cost basis, except for certain financial instruments such as financial asset measured at fair value through other comprehensive income (FVOCI) instruments, derivative financial instruments, and other financial assets held for trading, which have been measured at fair value. The Company's financial statements are presented in Indian Rupees (INR) in millions.

1.3 Presentation of financial statements

The Company presents its balance sheet in order of liquidity in compliance with the Division III of the Schedule III to the Companies Act, 2013. An analysis regarding recovery or settlement within 12 months after the reporting date (current) and more than 12 months after the reporting date (non-current) is presented in note 2.36.

Financial assets and financial liabilities are generally reported gross in the balance sheet. They are only offset and reported net when, in addition to having an unconditional legally enforceable right to offset the recognised amounts without being contingent on a future event, the parties also intend to settle on a net basis in all of the following circumstances:

1. The normal course of business
2. The event of default
3. The event of insolvency or bankruptcy of the Group and/or its counterparties



Edelweiss Securities Limited

Notes to the financial statements *(Continued)*

for the year ended 31 March 2019

(Currency : Indian rupees in millions)

1.4 Revenue recognition

- Brokerage income is recognised as per contracted rates at the point in time when transactions performance obligation is satisfied on behalf of the customers on the trade date and is reflected net of related stock exchange expenses, goods and service tax and security transaction tax.
- Fee income is accounted for, on an accrual basis in accordance with the terms and contracts entered into between the Company and the counterparty.
- Income from treasury operations comprises of profit/loss on sale of securities, profit/loss on equity and currency derivative instruments.
 - i) Profit/ loss on sale of securities are determined based on the weighted average cost of the securities sold.
 - ii) Realised profit/ loss on closed positions of all derivative instruments is recognised on final settlement on squaring-up of the contracts. All outstanding derivative contracts in the nature of forwards / futures / options are measured at fair value as at the balance sheet date. Fair value is determined using quoted market prices in an actively traded market, for the instrument, wherever available, as the best evidence of fair value. In the absence of quoted market prices in an actively traded market, market intermediary quotes, valuation techniques are used to determine the fair value. In most cases the valuation techniques use observable market data as input parameters in order to ensure reliability of the fair value measure.
- Research services fee income is accounted when there is reasonable certainty as to its receipts.
- Interest income is recognised on accrual basis.
- Dividend income is recognised when the right to receive payment is established.
- Profit/loss on sale of investment is recognised on trade date basis. Profit/loss on sale of investments is determined based on the weighted average cost of the investments sold.
- Warehouse charges have been netted off against warehouse expenses.
- Delayed payment charges are recognised on accrual basis.

1.5 Financial Instruments

Date of recognition

Financial assets and financial liabilities are initially recognised on the trade date, i.e., the date that the Company becomes a party to the contractual provisions of the instrument. This includes regular way trades; purchases or sales of financial assets that require delivery of assets within the time frame generally established by regulation or convention in the market place.

Initial measurement of financial instruments

Financial assets and financial liabilities are initially measured at fair value. Transaction costs that are directly attributable to the acquisition or issue of financial assets and financial liabilities (other than financial assets and financial liabilities at fair value through profit or loss) are added to or deducted from the fair value of the financial assets or financial liabilities, as appropriate, on initial recognition. Transaction costs directly attributable to the acquisition of financial assets or financial liabilities at fair value through profit or loss are recognised immediately in profit or loss.



Edelweiss Securities Limited

Notes to the financial statements (Continued)

for the year ended 31 March 2019

(Currency : Indian rupees in millions)

1.5 Financial Instruments (Continued)

Day 1 profit or loss

When the transaction price of the financial instrument differs from the fair value at origination and the fair value is based on a valuation technique using only inputs observable in market transactions, the Company recognises the difference between the transaction price and fair value in net gain on fair value changes. In those cases where fair value is based on models for which some of the inputs are not observable, the difference between the transaction price and the fair value is deferred and is only recognised in statement of profit and loss when the inputs become observable, or when the instrument is derecognised.

Classification of financial instruments

The Company classifies all of its financial assets based on the business model for managing the assets and the asset's contractual terms, measured at either:

Financial assets carried at amortised cost (AC)

A financial asset is measured at amortised cost if it is held within a business model whose objective is to hold the asset in order to collect contractual cash flows and the contractual terms of the financial asset give rise on specified dates to cash flows that are solely payments of principal and interest on the principal amount outstanding. The changes in carrying value of financial assets is recognised in profit and loss account.

Financial assets at fair value through other comprehensive income (FVTOCI)

A financial asset is measured at FVTOCI if it is held within a business model whose objective is achieved by both collecting contractual cash flows and selling financial assets and the contractual terms of the financial asset give rise on specified dates to cash flows that are solely payments of principal and interest on the principal amount outstanding. The changes in fair value of financial assets is recognised in Other Comprehensive Income.

Financial assets at fair value through profit or loss (FVTPL)

A financial asset which is not classified in any of the above categories are measured at FVTPL. The Company measures all financial assets classified as FVTPL at fair value at each reporting ate. The changes in fair value of financial assets is recognised in Profit and loss account.

Amortized cost and effective interest rate (EIR)

The effective interest rate is a method of calculating the amortised cost of a debt instrument and of allocating interest income over the relevant period.

For financial instruments other than purchased or originated credit-impaired financial assets, the effective interest rate is the rate that exactly discounts estimated future cash receipts (including all fees and points paid or received that form an integral part of the effective interest rate, transaction costs and other premiums or discounts) excluding expected credit losses, through the expected life of the debt instrument, or, where appropriate, a shorter period, to the gross carrying amount of the debt instrument on initial recognition.



Edelweiss Securities Limited

Notes to the financial statements (*Continued*)

for the year ended 31 March 2019

(Currency : Indian rupees in millions)

1.5 Financial Instruments (*Continued*)

Amortized cost and effective interest rate (EIR)

The effective interest rate is a method of calculating the amortised cost of a debt instrument and of allocating interest income over the relevant period.

For financial instruments other than purchased or originated credit-impaired financial assets, the effective interest rate is the rate that exactly discounts estimated future cash receipts (including all fees and points paid or received that form an integral part of the effective interest rate, transaction costs and other premiums or discounts) excluding expected credit losses, through the expected life of the debt instrument, or, where appropriate, a shorter period, to the gross carrying amount of the debt instrument on initial recognition. For purchased or originated credit impaired financial assets, a credit-adjusted effective interest rate is calculated by discounting the estimated future cash flows, including expected credit losses, to the amortised cost of the debt instrument on initial recognition.

The amortised cost of a financial asset is the amount at which the financial asset is measured at initial recognition minus the principal repayments, plus the cumulative amortisation using the effective interest method of any difference between that initial amount and the maturity amount, adjusted for any loss allowance. On the other hand, the gross carrying amount of a financial asset is the amortised cost of a financial asset before adjusting for any loss allowance.

Financial assets held for trading

The Company classifies financial assets as held for trading when they have been purchased or issued primarily for short-term profit making through trading activities or form part of a portfolio of financial instruments that are managed together, for which there evidence of a recent pattern of short-term profit is taking. Held-for-trading assets and liabilities are recorded and measured in the balance sheet at fair value. .

Financial assets at fair value through profit or loss

Financial assets and financial liabilities in this category are those that are not held for trading and have been either designated by management upon initial recognition or are mandatorily required to be measured at fair value under Ind AS 109. Management only designates an instrument at FVTPL upon initial recognition when one of the following criteria are met. Such designation is determined on an instrument-by-instrument basis.

- The designation eliminates, or significantly reduces, the inconsistent treatment that would otherwise arise from measuring the assets or liabilities or recognising gains or losses on them on a different basis; Or
- The liabilities are part of a group of financial liabilities, which are managed and their performance evaluated on a fair value basis, in accordance with a documented risk management or investment strategy; Or
- The liabilities containing one or more embedded derivatives, unless they do not significantly modify the cash flows that would otherwise be required by the contract, or it is clear with little or no analysis when a similar instrument is first considered that separation of the embedded derivative(s) is prohibited.



Edelweiss Securities Limited

Notes to the financial statements (Continued)

for the year ended 31 March 2019

(Currency : Indian rupees in millions)

1.5 Financial Instruments (Continued)

Financial assets at fair value through profit or loss (Continued)

Financial assets and financial liabilities at FVTPL are recorded in the balance sheet at fair value. Changes in fair value are recorded in profit and loss with the exception of movements in fair value of liabilities designated at FVTPL due to changes in the Company's own credit risk. Such changes in fair value are recorded in the Own credit reserve through OCI and do not get recycled to the profit or loss. Interest earned or incurred on instruments designated at FVTPL is accrued in interest income or finance cost, respectively, using the EIR, taking into account any discount/ premium and qualifying transaction costs being an integral part of instrument. Interest earned on assets mandatorily required to be measured at FVTPL is recorded using contractual interest rate.

Disclosure requirement of Ind AS 107-Financial Instruments: Disclosure

Investment in equity instruments

The Company subsequently measures all equity investments (other than subsidiaries) at fair value through profit or loss, unless the management has elected to classify irrevocably some of its strategic equity investments to be measured at FVOCI, when such instruments meet the definition of Equity under Ind AS 32 Financial Instruments: Presentation and are not held for trading. Such classification is determined on an instrument-by-instrument basis. Investments in subsidiaries are carried at amortised cost.

Investment in mutual funds

The Company subsequently measures all mutual fund investments at fair value through profit or loss as these financial assets do not pass the contractual cash flow test as required by Ind AS- 109- Financial Instruments, for being designated at amortised cost or FVTOCI, hence classified at FVTPL.

Financial liabilities

All financial liabilities are measured at amortised cost except loan commitments, financial guarantees, and derivative financial liabilities.

Debt securities and other borrowed funds

After initial measurement, debt issued and other borrowed funds are subsequently measured at amortised cost. Amortised cost is calculated by taking into account any discount or premium on issue funds, and costs that are an integral part of the EIR.

As per Ind AS 23, The amendments clarify that if any specific borrowing remains outstanding after the related asset is ready for its intended use or sale, that borrowing becomes part of the funds that an entity borrows generally when calculating the capitalisation rate on general borrowings. These amendments are to be applied for annual periods beginning on or after 1 April 2019.

Financial liabilities and equity instruments

Financial instruments issued by the Company are classified as either financial liabilities or as equity in accordance with the substance of the contractual arrangements and the definitions of a financial liability and an equity instrument.

An equity instrument is any contract that evidences a residual interest in the assets of an entity after deducting all of its liabilities. Equity instruments issued by the Company entity are recognised at the proceeds received, net of direct issue costs.



Edelweiss Securities Limited

Notes to the financial statements (*Continued*)

for the year ended 31 March 2019

(Currency : Indian rupees in millions)

1.5 Financial Instruments (*Continued*)

Financial liabilities and equity instruments (*Continued*)

Repurchase of the Company's own equity instruments is recognised and deducted directly in equity. No gain or loss is recognised in profit or loss on the purchase, sale, issue or cancellation of the Company's own equity instruments.

Reclassification of financial assets and liabilities

The Company does not reclassify its financial assets subsequent to their initial recognition, apart from the exceptional circumstances in which the Company acquires, disposes of, or terminates a business line.

Derecognition of financial assets and financial liabilities

Derecognition of financial asset

A financial asset (or, where applicable a part of a financial asset or a part of a group of similar financial assets) is derecognised when the rights to receive cash flows from the financial asset have expired. The Company also derecognises the financial asset if it has both transferred the financial asset and the transfer qualifies for derecognition.

The Company has transferred the financial asset if, and only if, either

- The Company has transferred the rights to receive cash flows from the financial asset or
- It retains the contractual rights to receive the cash flows of the financial asset, but assumed a contractual obligation to pay the cash flows in full without material delay to third party under pass through arrangement.

Pass-through arrangements are transactions whereby the Company retains the contractual rights to receive the cash flows of a financial asset (the 'original asset'), but assumes a contractual obligation to pay those cash flows to one or more entities (the 'eventual recipients'), when all of the following conditions are met:

- The Company has no obligation to pay amounts to the eventual recipients unless it has collected equivalent amounts from the original asset, excluding short-term advances with the right to full recovery of the amount lent plus accrued interest at market rates.
- The Company cannot sell or pledge the original asset other than as security to the eventual recipients.

The Company has to remit any cash flows it collects on behalf of the eventual recipients without material delay. In addition, the Company is not entitled to reinvest such cash flows, except for investments in cash or cash equivalents including interest earned, during the period between the collection date and the date of required remittance to the eventual recipients.

A transfer only qualifies for derecognition if either:

- The Company has transferred substantially all the risks and rewards of the asset; or
- The Company has neither transferred nor retained substantially all the risks and rewards of the asset, but has transferred control of the asset.



Edelweiss Securities Limited

Notes to the financial statements (*Continued*)

for the year ended 31 March 2019

(Currency : Indian rupees in millions)

1.5 Financial Instruments (*Continued*)

Derecognition of financial asset (*Continued*)

The Company considers control to be transferred if and only if, the transferee has the practical ability to sell the asset in its entirety to an unrelated third party and is able to exercise that ability unilaterally and without imposing additional restrictions on the transfer.

The Company also derecognises a financial asset, when the terms and conditions have been renegotiated to the extent that, substantially, it becomes a new financial asset, with the difference recognised as a derecognition gain or loss, to the extent that an impairment loss has not already been recorded. The newly recognised financial assets are classified as Stage 1 for ECL measurement purposes, unless the new financial asset is deemed to be POCI.

If the modification does not result in cash flows that are substantially different, the modification does not result in derecognition. Based on the change in cash flows discounted at the original EIR, the Company records a modification gain or loss, to the extent that an impairment loss has not already been recorded.

Derecognition of financial liabilities

A financial liability is derecognised when the obligation under the liability is discharged, cancelled or expires. Where an existing financial liability is replaced by another from the same lender on substantially different terms, or the terms of an existing liability are substantially modified, such an exchange or modification is treated as a derecognition of the original liability and the recognition of a new liability. The difference between the carrying value of the original financial liability and the consideration paid is recognised in profit or loss.

Impairment of financial assets

The Company records provisions based on expected credit loss model ("ECL") on all loans, other debt financial assets measured at amortised cost together with undrawn loan commitment and financial guarantee contracts, in this section all referred to as "Financial instrument". Equity instruments are not subject to impairment.

The Company follows 'simplified approach' for recognition of impairment loss allowance on trade receivables. The application of simplified approach does not require the Company to track changes in credit risk. Rather, it recognises impairment loss allowance based on lifetime ECLs at each reporting date, right from its initial recognition. The Company uses a provision matrix to determine impairment loss allowance on portfolio of its receivables. The provision matrix is based on its historically observed default rates over the expected life of the receivables and is adjusted for forward-looking estimates.

Business model assessment

Classification and measurement of financial assets depends on the results of the SPPI and the business model test. The Company determines the business model at a level that reflects how groups of financial assets are managed together to achieve a particular business objective. This assessment includes judgement reflecting all relevant evidence including how the performance of the assets is evaluated and their performance measured, the risks that affect the performance of the assets and how these are managed.



Edelweiss Securities Limited

Notes to the financial statements (*Continued*)

for the year ended 31 March 2019

(Currency : Indian rupees in millions)

1.5 Financial Instruments (*Continued*)

Fair value of financial instruments

The fair value of financial instruments is the price that would be received to sell an asset or paid to transfer a liability in an orderly transaction in the principal (or most advantageous) market at the measurement date under current market conditions (i.e., an exit price) regardless of whether that price is directly observable or estimated using another valuation technique. When the fair values of financial assets and financial liabilities recorded in the balance sheet cannot be derived from active markets, they are determined using a variety of valuation techniques that include the use of valuation models. The inputs to these models are taken from observable markets where possible, but where this is not feasible, estimation is required in establishing fair values. Judgements and estimates include considerations of liquidity and model inputs related to items such as credit risk (both own and counterparty), funding value adjustments, correlation and volatility.

Write-offs

Financial assets are written off either partially or in their entirety only when the Company has no reasonable expectation of recovery.

Determination of fair value

The Company measures financial instruments, such as, derivatives at fair value at each balance sheet date. Fair value is the price that would be received to sell an asset or paid to transfer a liability in an orderly transaction between market participants at the measurement date. The fair value measurement is based on the presumption that the transaction to sell the asset or transfer the liability takes place either:

- In the principal market for the asset or liability, or
 - In the absence of a principal market, in the most advantageous market for the asset or liability
- The principal or the most advantageous market must be accessible by the Company.


The fair value of an asset or a liability is measured using the assumptions that market participants would use when pricing the asset or liability, assuming that market participants act in their economic best interest. A fair value measurement of a non-financial asset takes into account a market participant's ability to generate economic benefits by using the asset in its highest and best use or by selling it to another market participant that would use the asset in its highest and best use. The Company uses valuation techniques that are appropriate in the circumstances and for which sufficient data are available to measure fair value, maximising the use of relevant observable inputs and minimising the use of unobservable inputs. In order to show how fair values have been derived, financial instruments are classified based on a hierarchy of valuation techniques, as summarised below:

Level 1 financial instruments:

Those where the inputs used in the valuation are unadjusted quoted prices from active markets for identical assets or liabilities that the Company has access to at the measurement date. The Company considers markets as active only if there are sufficient trading activities with regards to the volume and liquidity of the identical assets or liabilities and when there are binding and exercisable price quotes available on the balance sheet date.

Level 2 financial instruments

Those where the inputs that are used for valuation and are significant, are derived from directly or indirectly observable market data available over the entire period of the instrument's life.



Edelweiss Securities Limited

Notes to the financial statements (*Continued*)

for the year ended 31 March 2019

(Currency : Indian rupees in millions)

1.5 Financial Instruments (*Continued*) Determination of fair value (*Continued*)

Level 3 financial instruments

Those that include one or more unobservable input that is significant to the measurement as whole. For assets and liabilities that are recognised in the financial statements on a recurring basis, the Company determines whether transfers have occurred between levels in the hierarchy by re-assessing categorization (based on the lowest level input that is significant to the fair value measurement as a whole) at the end of each reporting period. The Company periodically reviews its valuation techniques including the adopted methodologies and model calibrations.

Therefore, the Company applies various techniques to estimate the credit risk associated with its financial instruments measured at fair value, which include a portfolio-based approach that estimates the expected net exposure per counterparty over the full lifetime of the individual assets, in order to reflect the credit risk of the individual counterparties for non-collateralised financial instruments.

The Company evaluates the levelling at each reporting period on an instrument-by-instrument basis and reclassifies instruments when necessary based on the facts at the end of the reporting period.

1.6 Property, Plant and Equipment and Capital work in progress

Property, plant and equipment is stated at cost excluding the costs of day-to-day servicing, less accumulated depreciation and accumulated impairment in value. Changes in the expected useful life are accounted for by changing the amortization period or methodology, as appropriate, and treated as changes in accounting estimates.

Subsequent cost incurred on an item of property, plant and equipment is recognized in the carrying amount thereof when those cost meet the recognition criteria as mentioned above, Repairs and maintenance are recognized in profit or loss as incurred.

Depreciation is recognized so as to write off the cost of assets (other than freehold land and properties under construction) less their residual values over their useful lives. Depreciation is provided on a written down value basis from the date the asset is ready for its intended use or put to use whichever is earlier. In respect of assets sold, depreciation is provided upto the date of disposal.

Property, plant and equipment is derecognized on disposal or when no future economic benefits are expected from its use. Any gain or loss arising on derecognition of the asset (calculated as the difference between the net disposal proceeds and the carrying amount of the asset) is recognized in other income / expense in the statement of profit and loss in the year the asset is derecognised. The date of disposal of an item of property, plant and equipment is the date the recipient obtains control

of that item in accordance with the requirements for determining when a performance obligation is satisfied in Ind AS 115.

As per the requirement of Schedule II of the Companies Act, 2013, the Company has evaluated the estimated useful lives of the respective fixed assets which are as per the provisions of Part C of Schedule II of the Act for calculating the depreciation.



Edelweiss Securities Limited

Notes to the financial statements (Continued)

for the year ended 31 March 2019

(Currency : Indian rupees in millions)

1.6 Property, Plant and Equipment and Capital work in progress (Continued)

The estimated useful lives of the fixed assets are as follows:

Class of asset	Useful life
Building (other than factory building)	60 years
Furniture and fixtures	10 years
Vehicles	8 years
Office equipment	5 years
Computers and data processing units - Servers and networks	6 years
Computers and data processing units – End user devices, such as desktops, laptops etc.	3 years

For transition to Ind AS, the Company has elected to continue with the carrying value of all of its property, plant and equipment recognised as of 1 April 2017 (transition date) measured as per the previous GAAP and use that carrying value as its deemed cost as of the transition date.

Leasehold improvements are amortized on a straight-line basis over the estimated useful lives of the assets or the period of lease whichever is shorter.

Intangible fixed assets

An intangible asset is recognised only when its cost can be measured reliably and it is probable that the expected future economic benefits that are attributable to it will flow to the Company.

Intangible fixed assets are recorded at the consideration paid for the acquisition of such assets and are carried at cost less accumulated amortization and impairment, if any.

Intangible such as software is amortised over a period of 3 years based on its estimated useful life.

MCX membership rights are amortised over a period of 3 years.

Impairment of non-financial assets

The Company assesses at each balance sheet date whether there is any indication that an asset may be impaired based on internal/external factors. If any such indication exists, the Company estimates the recoverable amount of the asset. If such recoverable amount of the asset or the recoverable amount of cash generating unit which the asset belongs to is less than its carrying amount, the carrying amount is reduced to its recoverable amount. The reduction is treated as an impairment loss and is recognized in the statement of profit and loss. If at the balance sheet date there is an indication that a previously assessed impairment loss no longer exists, the recoverable amount is reassessed and the asset is reflected at the recoverable amount subject to a maximum of the depreciable historical cost.



Edelweiss Securities Limited

Notes to the financial statements (*Continued*)

for the year ended 31 March 2019

(Currency : Indian rupees in millions)

1.7 Stock-in-trade

- a) The securities acquired with the intention of short term holding and trading positions are considered as stock-in-trade.
- b) The securities, including from error trades, held as stock-in-trade are valued at market value.
- c) In case of units of mutual funds held as stock-in-trade, net asset value is considered as fair value.
- d) Debt instruments held as stock in trade are valued at weighted average cost or realisable value whichever is lower. In case of debt instruments for which direct quotes are not available, they are valued at the lowest of the quotes as on valuation date as provided by market intermediaries.

1.8 Cash and cash equivalents

Cash and cash equivalents in the Balance Sheet comprise cash at Banks, on hand and short-term deposits with original maturities of three months or less, which are subject to an insignificant risk of changes in value.

1.9 Foreign currency transactions

The financial statements are presented in Indian Rupees which is also functional currency of the Company. Transactions in currencies other than Indian Rupees (i.e. foreign currencies) are recognised at the rates of exchange prevailing at the dates of the transactions. At the end of each reporting period, monetary items denominated in foreign currencies are retranslated at the rates prevailing at that date. Non-monetary items carried at fair value that are denominated in foreign currencies are retranslated at the rates prevailing at the date when the fair value was determined. Non-monetary items that are measured in terms of historical cost in a foreign currency are not retranslated.

Exchange differences on monetary items are recognised in profit or loss in the period in which they arise

1.10 Retirement and other employee benefits

The accounting policy followed by the Company in respect of its employee benefit schemes in accordance with Indian Accounting Standard 19 – Employee benefits, is set out below:

Provident fund and national pension scheme

The Company contributes to a recognized provident fund and national pension scheme which is a defined contribution scheme. The contributions are accounted for on an accrual basis and recognized in the statement of profit and loss.

Gratuity

Every employee is entitled to a benefit equivalent to 15 days salary last drawn for each completed year of service in line with The Payment of Gratuity Act, 1972. The same is payable at the time of separation from the Company or retirement, whichever is earlier. The benefits vest after five years of continuous service.



Edelweiss Securities Limited

Notes to the financial statements (*Continued*)

for the year ended 31 March 2019

(Currency : Indian rupees in millions)

1.10 Retirement and other employee benefits (*Continued*)

Gratuity (Continued)

The Company's gratuity scheme is a defined benefit plan. The Company's net obligation in respect of the gratuity benefit scheme is calculated by estimating the amount of future benefit that the employees have earned in return for their service in the current and prior periods. Such benefit is discounted to determine its present value, and the fair value of any plan assets, if any, is deducted.

The present value of the obligation under such benefit plan is determined based on actuarial valuation using the Projected Unit Credit Method which recognises each period of services as giving rise to additional unit of employee benefit entitlement and measures each unit separately to build up the final obligation.

The obligation is measured at present values of estimated future cash flows. The discounted rates used for determining the present value are based on the market yields on Government Securities as at the balance sheet date.

Benefits in respect of gratuity are funded with an Insurance Company approved by Insurance Regulatory and Development Authority (IRDA).

Compensated Leave Absences

The eligible employees of the Company are permitted to carry forward certain number of their annual leave entitlement to subsequent years, subject to a ceiling. The Company recognises the charge to the statement of profit and loss and corresponding liability on account of such non-vesting accumulated leave entitlement based on a valuation by an independent actuary. The cost of providing annual leave benefits are determined using the projected unit credit method.

1.11 Share-based payment arrangements

Equity-settled share-based payments to employees and others providing similar services that are granted by the ultimate parent Group are measured by reference to the fair value of the equity instruments at the grant date.

The fair value determined at the grant date of the equity-settled share-based payments is expensed over the vesting period, based on the Company's estimate of equity instruments that will eventually vest, with a corresponding increase in equity. At the end of each reporting period, the Company revises its estimate of the number of equity instruments expected to vest. The impact of the revision of the original estimates, if any, is recognised in profit or loss such that the cumulative expense reflects the revised estimate, with a corresponding adjustment to the 'ESOP reserve'. In cases where the share options granted vest in instalments over the vesting period, the Company treats each instalment as a separate grant, because each instalment has a different vesting period, and hence the fair value of each instalment differs.



Edelweiss Securities Limited

Notes to the financial statements (*Continued*)

for the year ended 31 March 2019

(Currency : Indian rupees in millions)

1.12 Income tax expenses

Income tax expense represents the sum of the tax currently payable and deferred tax.

Current tax

The tax currently payable is based on taxable profit for the year. Taxable profit differs from 'profit before tax' as reported in the statement of profit and loss because of items of income or expense that are taxable or deductible in other years and items that are never taxable or deductible. The Company's current tax is calculated using tax rates that have been enacted or substantively enacted by the end of the reporting period.

Deferred tax

Deferred tax is recognised on temporary differences between the carrying amounts of assets and liabilities in the financial statements and the corresponding tax bases used in the computation of taxable profit. Deferred tax liabilities are generally recognised for all taxable temporary differences. Deferred tax assets are generally recognised for all deductible temporary differences to the extent that it is probable that taxable profits will be available against which those deductible temporary differences can be utilised.

Deferred tax assets are also recognised with respect to carry forward of unused tax losses and unused tax credits to the extent that it is probable that future taxable profit will be available against which the unused tax losses and unused tax credits can be utilised.

It is probable that taxable profit will be available against which a deductible temporary difference, unused tax loss or unused tax credit can be utilised when there are sufficient taxable temporary differences which are expected to reverse in the period of reversal of deductible temporary difference or in periods in which a tax loss can be carried forward or back. When this is not the case, deferred tax asset is recognised to the extent it is probable that:


- the entity will have sufficient taxable profit in the same period as reversal of deductible temporary difference or periods in which a tax loss can be carried forward or back; or
- tax planning opportunities are available that will create taxable profit in appropriate periods.

The carrying amount of deferred tax assets is reviewed at the end of each reporting period and reduced to the extent that it is no longer probable that sufficient taxable profits will be available to allow all or part of the asset to be recovered.

Deferred tax liabilities and assets are measured at the tax rates that are expected to apply in the period in which the liability is settled or the asset realised, based on tax rates (and tax laws) that have been enacted or substantively enacted by the end of the reporting period.

The measurement of deferred tax liabilities and assets reflects the tax consequences that would follow from the manner in which the Company expects, at the end of the reporting period, to recover or settle the carrying amount of its assets and liabilities.

MAT credit asset is recognized where there is convincing evidence that the asset can be realized in future. MAT credit assets are reviewed as at the balance sheet date and written down or written up to reflect the amount that is reasonably certain to be realised.



Edelweiss Securities Limited

Notes to the financial statements (*Continued*)

for the year ended 31 March 2019

(Currency : Indian rupees in millions)

1.13 Goods and Service Tax expenses

During the financial period, the entity avails Input Tax credit('ITC') of GST paid on various expenses incurred. Based on the ratio of Exempted turnover v/s Taxable turnover of the entity, GST Input Tax credit is being expensed off on a monthly basis to GST Expense a/c. Further, ITC on ineligible expenses (on which ITC is restricted under GST law) is also debited to GST Expense.

1.14 Operating leases

Lease payments for assets taken on operating lease are recognised as an expense in the statement of profit and loss on a straight-line basis over the lease term, in which case lease payments are recognized based on contractual terms. Contingent rental payable is reorganised an expense in the period in which it is incurred.

1.15 Earnings per share

The Company reports basic and diluted earnings per share in accordance with Indian Accounting Standard 33 - Earnings Per Share. Basic earnings per share is computed by dividing the net profit after tax attributable to the equity shareholders by the weighted average number of equity shares outstanding during the year.

Diluted earnings per share reflect the potential dilution that could occur if securities or other contracts to issue equity shares were exercised or converted during the year. Diluted earnings per share is computed by dividing the net profit after tax attributable to the equity shareholders for the year by the weighted average number of equity shares considered for deriving basic earnings per share and weighted average number of equity shares that could have been issued upon conversion of all potential equity shares.

1.16 Provisions and other contingent liabilities

Provisions are recognised when the Company has a present obligation (legal or constructive) as a result of a past event, it is probable that the Company will be required to settle the obligation, and a reliable estimate can be made of the amount of the obligation. The amount recognised as a provision is the best estimate of the consideration required to settle the present obligation at the end of the reporting period, taking into account the risks and uncertainties surrounding the obligation. Where the probability of outflow is considered to be remote, or probable, but a reliable estimate cannot be made, a contingent liability is disclosed. Given the subjectivity and uncertainty of determining the probability and amount of losses, the Company takes into account a number of factors including legal advice, the stage of the matter and historical evidence from similar incidents.

Provisions are reviewed at each balance sheet date and adjusted to reflect the current best estimate. If it is no longer probable that the outflow of resources would be required to settle the obligation, the provision is reversed.

Contingent assets are not recognised in the financial statements. However, contingent assets are assessed continually and if it is virtually certain that an economic benefit will arise, the asset and related income are recognised in the period in which the change occurs.



Edelweiss Securities Limited

Notes to the financial statements (*Continued*)

for the year ended 31 March 2019

(Currency : Indian rupees in millions)

1.17 Significant accounting judgements, estimates and assumptions

The preparation of the Company's financial statements requires management to make judgements, estimates and assumptions that affect the reported amount of revenues, expenses, assets and liabilities, and the accompanying disclosures, as well as the disclosure of contingent liabilities. Uncertainty about these assumptions and estimates could result in outcomes that require a material adjustment to the carrying amount of assets or liabilities affected in future periods.

Judgements

In the process of applying the Company's accounting policies, management has made the following judgements, which have a significant risk of causing a material adjustment to the carrying amounts of assets and liabilities within the next financial year.

- (a) Actuarial assumptions used in calculation of defined benefit plans
- (b) Assumptions used on discounted cash flows, growth rate and discount rate to justify the value of management rights reported under intangible assets.
- (c) Assumptions used in estimating the useful lives of tangible assets reported under property, plant and equipment.

1.18 Standards issued but not yet effective

- a) Ind AS 116 Leases:

Ind AS 116 Leases replaces Ind AS 17 Leases, including appendices thereto. Ind AS 116 is effective for annual periods beginning on or after 1 April 2019. Ind AS 116 sets out the principles for the recognition, measurement, presentation and disclosure of leases and requires lessees to account for all leases under a single on-balance sheet model similar to the accounting for finance leases under Ind AS 17. The standard includes two recognition exemptions for lessees – leases of 'low-value' assets (e.g., personal computers) and short-term leases (i.e., leases with a lease term of 12 months or less). At the commencement date of a lease, a lessee will recognise a liability to make lease payments (i.e., the lease liability) and an asset representing the right to use the underlying asset during the lease term (i.e., the right-of-use asset). Lessees will be required to separately recognise the interest expense on the lease liability and the depreciation expense on the right-of-use asset. The application of this standard is not likely to have a material impact on the Financial statements.

- b) Prepayment Features with Negative Compensation (Amendments to Ind AS 109)


The amendments to Ind AS 109 clarify that for the purpose of assessing whether a prepayment feature meets the SPPI condition, the party exercising the option may pay or receive reasonable compensation for the prepayment irrespective of the reason for prepayment. In other words, prepayment features with negative compensation do not automatically fail SPPI. These amendments are to be applied for annual periods beginning on or after 1 April, 2019.

The application of these amendments is not likely to have a material impact on the Financial statements.

1.19 First-time adoption – mandatory exceptions, optional exemptions

Overall principle

The Company has prepared the opening balance sheet as per Ind AS as of 1 April 2017 (the transition date) by recognising all assets and liabilities whose recognition is required by Ind AS, not recognising items of assets or liabilities which are not permitted by Ind AS, by reclassifying items from previous GAAP to Ind AS as required under Ind AS, and applying Ind AS in measurement of recognised assets and liabilities. However, this principle is subject to the certain exception and certain optional exemptions availed by the Company is given below as per Ind AS 101.



Edelweiss Securities Limited

Notes to the financial statements (*Continued*)

for the year ended 31 March 2019

(Currency : Indian rupees in millions)

1.19 First-time adoption – mandatory exceptions, optional exemptions (*Continued*)

Derecognition of financial assets and financial liabilities

The Company has applied the derecognition requirements of financial assets and financial liabilities prospectively for transactions occurring on or after 1 April 2017 (the transition date).

Impairment of financial assets

The Company has applied the impairment requirements of Ind AS 109 retrospectively; however, as permitted by Ind AS 101, it has used reasonable and supportable information that is available without undue cost or effort to determine the credit risk at the date that financial instruments were initially recognised in order to compare it with the credit risk at the transition date. Further, the Company has not undertaken an exhaustive search for information when determining, at the date of transition to Ind ASs, whether there have been significant increases in credit risk since initial recognition, as permitted by Ind AS 101.

Accounting estimates

The Company's estimates in accordance with Ind AS at the transition date are consistent with estimates made for the same date in accordance with previous GAAP (after adjustments to reflect any difference in accounting policies). The same applies to the comparative period presented.

Past business combinations

The Company has elected not to apply Ind AS 103 Business Combinations retrospectively to past business combinations that occurred before the transition date of 1 April 2017.

Deemed cost for property, plant and equipment, and intangible assets

The Company has elected to continue with the carrying value of all of its plant and equipment, investment property, and intangible assets recognised as of 1 April 2017 (transition date) measured as per the previous GAAP and use that carrying value as its deemed cost as of the transition date.

1.20 Annual Improvements to Ind AS (2018)

a) Ind AS 23 Borrowing costs

The amendments clarify that if any specific borrowing remains outstanding after the related asset is ready for its intended use or sale, that borrowing becomes part of the funds that an entity borrows generally when calculating the capitalisation rate on general borrowings. These amendments are to be applied for annual periods beginning on or after 1 April 2019.

b) Plan Amendment, Curtailment or Settlement (Amendments to Ind AS 19)

The amendments clarify that the past service cost (or of the gain or loss on settlement) is calculated by measuring the defined benefit liability (asset) using updated assumptions and comparing benefits offered and plan assets before and after the plan amendment (or curtailment or settlement) but ignoring the effect of the asset ceiling (that may arise when the defined benefit plan is in a surplus position). The change in the effect of the asset ceiling that may result from the plan amendment (or curtailment or settlement) is determined in a second step and is recognised in the normal manner in other comprehensive income.



Edelweiss Securities Limited

Notes to the financial statements (*Continued*)

for the year ended 31 March 2019

(Currency : Indian rupees in millions)

1.20 Annual Improvements to Ind AS (2018) (*Continued*)

An entity is also now required to use the updated assumptions from this remeasurement to determine current service cost and net interest for the remainder of the reporting period after the change to the plan. In the case of the net interest, for the period post plan amendment, the net interest is calculated by multiplying the net defined benefit liability (asset) as remeasured under Ind AS 19 with the discount rate used in the remeasurement (also taking into account the effect of contributions and benefit payments on the net defined benefit liability (asset)).

These amendments are to be applied to plan amendments, curtailments or settlements occurring on or after 1 April 2019.

The application of these amendments is not likely to have a material impact on the Financial statements.

c) Uncertainty over Income Tax Treatments (Appendix C of Ind AS 12)

This Appendix sets out how to determine the accounting tax position when there is uncertainty over income tax treatments. The Appendix requires an entity to:

- determine whether uncertain tax positions are assessed separately or as a Company; and
- assess whether it is probable that a tax authority will accept an uncertain tax treatment used, or proposed to be used, by an entity in its income tax filings:
 - If yes, the entity should determine its accounting tax position consistently with the tax treatment used or planned to be used in its income tax filings.
 - If no, the entity should reflect the effect of uncertainty in determining its accounting tax position.

The Appendix is effective for annual periods beginning on or after 1 April 2019. Entities can apply the Appendix with either full retrospective application or modified retrospective application without restatement of comparatives retrospectively or prospectively.



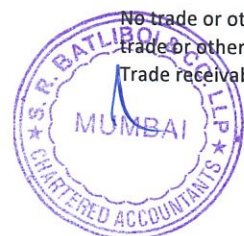
Edelweiss Securities Limited

Notes to the financial statements (Continued)

(Currency : Indian rupees in millions)

	As at March 31, 2019	As at March 31, 2018	As at April 01, 2017
2.1 Cash and cash equivalents			
Cash in hand			
- Cash in hand	0.24	0.21	0.21
Balances with banks			
- In current accounts	635.11	240.17	2,570.22
	635.35	240.38	2,570.43
2.2 Bank balances other than cash and cash equivalents			
Fixed deposits with banks	40.38	36.36	30.91
Fixed deposits with banks to the extent held as margin money or security against borrowings (refer below note 2.2A)	5,159.26	5,085.07	11,867.88
	5,199.64	5,121.43	11,898.79
Note:			
1. Fixed deposit balances with banks earns interest at fixed rate.			
2. The cash and cash equivalents and Bank balances other than cash and cash equivalents totalling to ₹ 5,834.99 millions, March 31, 2018 ₹ 5,361.81 millions and March 31, 2017 ₹ 14,469.22 millions are funded primarily through cash margin received from clients amounting to ₹ 1.13 millions, March 31, 2018 ₹ 2.30 millions and March 31, 2017 ₹ 734.72 millions respectively (refer note 2.15)			
2.2A Encumbrances' on fixed deposits held by the Company			
i) Pledged with exchanges for meeting margin deposit requirement			
Axis Bank	52.50	-	1,000.00
Bank of India	19.80	19.80	19.80
Canara Bank	-	-	19.80
DCB Bank Limited	-	-	100.00
Federal Bank	800.00	-	-
ICICI Bank Limited	51.69	-	-
IndusInd Bank Limited	12.40	12.40	-
Karur Vysya Bank	1,000.00	1,000.00	1,008.50
Kotak Mahindra Bank	-	450.00	-
Punjab National Bank	-	-	1,336.50
Ratnakar Bank Limited	212.38	92.38	4.88
State Bank of Bikaner And Jaipur	54.50	54.50	203.00
Yes Bank Limited	-	-	2.50
	2,203.27	1,629.08	3,694.98
ii) Pledged with banks for securing bank overdrafts			
Axis Bank	-	-	1,500.00
Bank of India	1,000.00	2,000.00	2,000.00
ICICI Bank Limited	1,000.00	500.00	500.00
IndusInd Bank Limited	9.90	9.90	9.90
Punjab National Bank	-	-	3,366.00
State Bank of Bikaner And Jaipur	946.09	946.09	797.00
	2,955.99	3,455.99	8,172.90
	5,159.26	5,085.07	11,867.88
2.3 Trade receivables (refer note 2.47)			
Secured considered good	224.36	-	1.48
Unsecured considered good	7,513.91	14.52	-
Receivable which have significant increase in credit risk	930.08	373.98	1,533.74
Receivable - credit impaired	24.86	32.55	29.43
	8,693.21	421.05	1,564.65
Impaired Allowance (provision for expected credit loss)			
Allowance for expected credit losses	12.25	27.10	38.65
Receivable - credit impaired	24.86	32.55	29.43
	37.11	59.65	68.08
	8,656.10	361.40	1,496.57

No trade or other receivable are due from directors or other officers of the Company either severally or jointly with any other person. Nor any trade or other receivable are due from firms or private companies respectively in which any director is a partner, a director or a member. Trade receivables are non-interest bearing and are generally on terms of 30 to 90 days.



2.3 Trade receivables (Continued)

Reconciliation of impairment allowance on trade receivables:

Particulars	Amount
Impairment allowance measured as per simplified approach	
Impairment allowance as on 1 April 2017	68.08
Add/ (less): asset originated or acquired (net)	(8.42)
Impairment allowance as on 31 March 2018	59.65
Add/ (less): asset originated or acquired (net)	(22.55)
Impairment allowance as on 31 March 2019	37.11

Provision matrix for Trade receivables:

Trade receivables days past due	Current	1-90days	91-180 days	181- 360 days	more than 360 days	Total
March 31, 2019						
Estimated total gross carrying amount at default	-	8,657.64	9.99	0.66	24.92	8,693.21
ECL - Simplified approach	-	(7.58)	(4.10)	(0.57)	(24.86)	(37.11)
Net carrying amount	-	8,650.06	5.89	0.09	0.06	8,656.10
March 31, 2018						
Estimated total gross carrying amount at default	-	340.33	47.23	0.89	32.61	421.06
ECL - Simplified approach	-	(4.77)	(21.65)	(0.69)	(32.55)	(59.65)
Net carrying amount	-	335.56	25.58	0.20	0.06	361.40
April 01, 2017 (i.e. March 31, 2017)						
Estimated total gross carrying amount at default	-	1,496.67	8.32	30.22	29.44	1,564.65
ECL - Simplified approach	-	(6.00)	(3.82)	(28.83)	(29.43)	(68.08)
Net carrying amount	-	1,490.67	4.49	1.39	0.01	1,496.57



Notes to the financial statements (Continued)

2.4 Loans (At amortised cost)

Employee Loans

(A) Investments in equity instruments of other companies

BSE Limited

Edelweiss Custodial Services Ltd

Edelweiss Financial Services Inc

Edelweiss Financial Services (UK) Limited

C) Investment in equity instruments of a

CL Finance Limited

Dahlia Financial Services Pvt Ltd

Udeldweiss Asset Reconstruction C

D) Investments in equity instruments

Edelweiss Asset Reconstruction Company Limited

* Non Cumulative Non Convertible Redeemable Preference Shares of Edelweiss Commodities Services Limited

0.01% Non Cumulative Non Convertible Redeemable Preference Shares of Edelweiss Global Wealth

Investments in preference shares of associate companies (fully paid up)

01% Compulsorily Convertible Non-Cumulative Preference shares of Arum Investments Pvt. Ltd

7) Investments in mutual funds - Carried at fair valued through Profit & Loss account

HYPERCALCAEMIA

11-11-11

market value

aggregate value of investments in equity shares (unquoted)

...

amortised cost

Aggregate value of investments in mutual fund

UNITED STATES

-	4.31	11.15
1,778.48	2,068.61	1,970.06
1,110.41	1,007.49	979.88
-	480.00	-



Edelweiss Securities Limited

Notes to the financial statements (Continued)

(Currency : Indian rupees in millions)

2.5 Investments

As at March 31, 2019

Particulars	At Amortised cost (1)	Through OCI (2)	At fair value			At cost (subsidiaries, associates, and joint ventures) (6)	Total (7)= (1+5+6)
			Through P&L (3)	Designated at fair value through Profit or loss (4)	Subtotal 5 = (2+3+4)		
(i) Mutual Fund	-	-	-	-	-	-	-
(ii) Equity instruments	-	-	-	-	-	-	-
(iii) Subsidiaries	-	-	-	-	-	-	-
a) Equity	-	-	-	-	-	-	-
Edelweiss Custodial Services Ltd	-	-	-	-	-	-	-
Edelweiss Financial Services Inc	-	-	-	-	-	714.78	714.78
Edelweiss Securities (Hong Kong) Private Limited	-	-	-	-	-	79.67	79.67
Edelweiss Financial Services (UK) Limited	-	-	-	-	-	46.61	46.61
(iv) Associates	-	-	-	-	-	26.26	26.26
a) Equity	-	-	-	-	-	-	-
ECL Finance Limited	-	-	-	-	-	-	-
Arum Investments Pvt Ltd	-	-	-	-	-	532.88	532.88
Dahlia Financial Services Pvt Ltd	-	-	-	-	-	69.19	69.19
Magnolia Financial Services Pvt Limited	-	-	-	-	-	1.00	1.00
Edelweiss Asset Reconstruction Company Limited	-	-	-	-	-	1.00	1.00
(v) Other (equity)	-	-	-	-	-	307.09	307.09
a) Equity	-	-	-	-	-	-	-
(vi) Preference shares	-	-	-	-	-	-	-
7% Non Cumulative Non Convertible Redeemable Preference Shares of Edelweiss Commodities Services Limited	711.12	-	-	-	-	-	711.12
7% Non Cumulative Non Convertible Redeemable Preference Shares of Edelcap Securities Limited	399.29	-	-	-	-	-	399.29
TOTAL - Gross (A)	1,110.41	-	-	-	-	1,778.48	2,888.89
(i) Investments outside India	-	-	-	-	-	152.53	152.53
(ii) Investment in India	1,110.41	-	-	-	-	1,625.95	2,736.36
Total (B)	1,110.41	-	-	-	-	1,778.48	2,888.89
Less: Allowance for impairment (C)	-	-	-	-	-	-	-
Total Net (A-C)	1,110.41	-	-	-	-	1,778.48	2,888.89

Note :

1) The above investment is in equity shared issued by Company in same, hence no ECL is being provided on it.

2) Refer note 2.41 - Fair value measurement for valuation methodology



Edelweiss Securities Limited

Notes to the financial statements (Continued)

(Currency : Indian rupees in millions)

2.5 Investments

As at March 31, 2018

Particulars	At Amortised cost (1)	Through OCI (2)	Through P&L (3)	At fair value		At cost (subsidiaries, associates, and joint ventures) (6)	Total (7)= (1+5+6)
				Designated at fair value through Profit or loss (4)	Subtotal 5 = (2+3+4)		
(i) Mutual Fund	-	-	480.00	-	480.00	-	480.00
(ii) Equity Instruments	-	-	4.31	-	4.31	-	4.31
(iii) Subsidiaries							
a) Equity							
Edelweiss Custodial Services Ltd	-	-	-	-	-	714.78	714.78
Edelweiss Comtrade Limited	-	-	-	-	-	290.13	290.13
Edelweiss Financial Services Inc	-	-	-	-	-	79.67	79.67
Edelweiss Securities (Hong Kong) Private Limited	-	-	-	-	-	46.61	46.61
Edelweiss Financial Services (UK) Limited	-	-	-	-	-	26.26	26.26
(iv) Associates							
a) Equity							
Arum investments Pvt Ltd	-	-	-	-	-	69.19	69.19
Dahlia Financial Services Pvt Ltd	-	-	-	-	-	1.00	1.00
Magnolia Financial Services Pvt Limited	-	-	-	-	-	1.00	1.00
(v) Others							
a) Equity							
ECL Finance Limited	-	-	-	-	-	532.88	532.88
Edelweiss Asset Reconstruction Company Limited	-	-	-	-	-	307.09	307.09
(vi) Group (equity)							
a) Preference shares							
7% Non Cumulative Non Convertible Redeemable Preference Shares of Edelweiss Commodities Services Limited	653.09	-	-	-	-	-	653.09
7% Non Cumulative Non Convertible Redeemable Preference Shares of Edelcap Securities Limited	354.40	-	-	-	-	-	354.40
TOTAL - Gross (A)	1,007.49	-	484.31	-	484.31	2,068.61	3,560.41
(i) Investments outside India	-	-	-	-	-	152.54	152.54
(ii) Investment in India	1,007.49	-	484.31	-	484.31	1,916.07	3,407.87
Total (B)	1,007.49	-	484.31	-	484.31	2,068.61	3,560.41
Less: Allowance for impairment (C)	-	-	-	-	-	-	-
Total Net (A-C)	1,007.49	-	484.31	-	484.31	2,068.61	3,560.41

Note :

- 1) The above investment is in equity shared issued by Company in same, hence no ECL is being provided on it.
- 2) Refer note 2.41 - Fair value measurement for valuation methodology



Edelweiss Securities Limited

Notes to the financial statements (Continued)

(Currency : Indian rupees in millions)

2.5 Investments

As at April 01, 2017 (i.e. March 31, 2017)

Particulars	At Amortised cost (1)	Through OCI (2)	At fair value			At cost (subsidiaries, associates, and joint ventures) (6)	Total (7)= (1+5+6)
			Through P&L (3)	Designated at fair value through Profit or loss (4)			
(i) Mutual Fund	-	-	-	-	-	-	-
(ii) Equity instruments	-	-	11.15	-	11.15	-	11.15
(iii) Subsidiaries							
a) Equity							
Edelweiss Custodial Services Ltd	-	-	-	-	-	714.78	714.78
Edelweiss Comtrade Limited	-	-	-	-	-	230.13	230.13
Edelweiss Financial Services Inc	-	-	-	-	-	79.67	79.67
Edelweiss Securities (Hong Kong) Private Limited	-	-	-	-	-	46.61	46.61
Edelweiss Financial Services (UK) Limited	-	-	-	-	-	26.26	26.26
(iv) Associates							
a) Equity							
Arum investments Pvt Ltd	-	-	-	-	-	30.64	30.64
Dahlia Financial Services Pvt Ltd	-	-	-	-	-	1.00	1.00
Magnolia Financial Services Pvt Limited	-	-	-	-	-	1.00	1.00
(v) Other (equity)							
a) Equity							
ECL Finance Limited	-	-	-	-	-	532.88	532.88
Edelweiss Asset Reconstruction Company Limited	-	-	-	-	-	307.09	307.09
(vi) Preference shares							
7% Non Cumulative Non Convertible Redeemable Preference Shares of Edelweiss Commodities Services Limited	620.13	-	-	-	-	-	620.13
7% Non Cumulative Non Convertible Redeemable Preference Shares of Edelcap Securities Limited	173.21	-	-	-	-	-	173.21
7% Non Cumulative Non Convertible Redeemable Preference Shares of Edelcap Global Wealth Management Limited	147.99	-	-	-	-	-	147.99
(vi) Preference shares (Associates)							
Arum investments Pvt Ltd						38.55	38.55
TOTAL - Gross (A)	941.33	-	11.15	-	11.15	2,008.61	2,961.09
(i) Investments outside India	-	-	-	-	-	152.53	152.53
(ii) Investment in India	941.33	-	11.15	-	11.15	1,856.08	2,808.56
Total (B)	941.33	-	11.15	-	11.15	2,008.61	2,961.09
Less: Allowance for impairment (C)	-	-	-	-	-	-	-
Total Net (A-C)	941.33	-	11.15	-	11.15	2,008.61	2,961.09

Note :

1) The above investment is in equity shared issued by Company in same, hence no ECL is being provided on it.

2) Refer note 2.41 - Fair value measurement for valuation methodology



Edelweiss Securities Limited

Notes to the financial statements (Continued)

(Currency : Indian rupees in millions)

	As at March 31, 2019	As at March 31, 2018	As at April 01, 2017
2.6 Other financial assets			
Security Deposits	34.92	15.40	35.04
Deposits placed with/ for exchange/ depositories	46.86	46.86	97.82
Receivable from exchange /clearing house (net)	604.05	1,393.96	50.17
	685.83	1,456.22	183.03
2.7 Current tax assets (net)			
Advance income taxes	817.20	1,001.55	1,170.90
(net of provisions for tax ₹ 1,051.89 millions, March 31, 2018 ₹ 1,625.91 millions, April 01 2017 ₹ 1,448.22 millions)			
	817.20	1,001.55	1,170.90
2.8 Deferred tax assets (net)			
Deferred tax assets			
Trade receivable			
Provision for expected credit loss	10.22	19.77	23.56
Property, plant and equipment and intangibles			
Difference between book and tax depreciation (including intangibles)	7.11	10.55	10.05
Investments and other financial instruments			
Fair valuation of investments	0.06	(1.19)	(3.47)
Employee benefit obligations			
Provision for leave accumulation	4.54	4.43	4.79
Disallowances under section 43B of the Income Tax Act, 1961	3.92	3.74	6.37
Unused tax credit			
MAT credit entitlement (current)	5.94	58.85	69.35
Fair valuation of employee stock option	-	372.02	434.53
	31.79	468.18	545.17



Edelweiss Securities Limited

Notes to the financial statements (Continued)

(Currency : Indian rupees in millions)

2.9 Property, plant and equipment

Description of Assets	Gross Block				Accumulated Depreciation and Impairment		Net Block
	As at April 1, 2018	Additions during the year	Disposals during the year	As at March 31, 2019	Charge for the year	Disposals during the year	As at March 31, 2019
Property, plant and equipment							
Building	205.96	-	-	205.96	9.78	-	185.88
Leasehold improvements	6.09	0.70	1.34	5.45	1.27	1.34	1.84
Furniture and fixtures	2.67	0.29	0.11	2.85	0.55	0.04	1.62
Vehicles	20.72	-	6.35	14.37	3.66	2.55	6.80
Office equipment	4.51	(0.99)	0.05	3.47	(0.40)	0.03	2.06
Computers	80.83	45.61	3.74	122.80	28.98	1.63	63.53
Total	320.88	45.61	11.59	354.90	43.84	5.59	261.73

2.10 Other Intangible Assets

Description of Assets	Gross Block				Accumulated Depreciation and Impairment		Net Block
	As at April 1, 2018	Additions during the year	Disposals during the year	As at March 31, 2019	Charge for the year	Disposals during the year	As at March 31, 2019
Other intangible assets							
Software	52.64	10.36	-	62.99	17.43	-	36.63
Total	52.64	10.36	-	62.99	17.43	-	36.63



2.9a Property, plant and equipment

Description of Assets	Gross Block			Accumulated Depreciation and Impairment			Net Block	
	As at 1 April 2017	Additions during the year	Deductions / Adjustments during the year	As at 31 Mar 2018	For the year	Deductions during the year	As at 31 Mar 2018	As at 31 Mar 2018
Property, plant and equipment								
Building	205.56	-	-	205.96	10.30	-	10.30	195.66
Leasehold improvements	6.09	-	-	6.09	3.68	-	3.68	2.41
Furniture and fixtures	2.62	0.06	0.01	2.67	0.72	0.00	0.72	1.94
Vehicles	39.07	0.22	18.57	20.72	7.80	1.34	6.46	14.26
Office equipment	4.00	1.06	0.55	4.51	1.97	0.13	1.84	2.68
Computers	63.57	18.30	0.94	80.93	32.11	0.19	31.92	49.02
Total	321.31	19.64	20.07	320.88	56.58	1.66	54.92	265.96

2.10a Other intangible assets

Description of Assets	Gross Block			Accumulated Depreciation and Impairment			Net Block	
	As at 1 April 2017	Additions during the year	Deductions / Adjustments during the year	As at 31 Mar 2018	For the year	Deductions during the year	As at 31 Mar 2018	As at 31 Mar 2018
Intangible assets								
Computer software	10.60	42.04	-	52.64	8.94	-	8.94	43.70
Total	10.60	42.04	-	52.64	8.94	-	8.94	43.70



Edelweiss Securities Limited

Notes to the financial statements (Continued)

(Currency : Indian rupees in millions)

	As at March 31, 2019	As at March 31, 2018	As at April 01, 2017
2.11 Other non-financial assets			
(Unsecured considered good, unless stated otherwise)			
Input tax credit	47.60	30.17	55.20
Other deposits	6.08	7.76	7.97
Contribution to gratuity fund (net)	3.80	5.63	4.24
Vendor advances	2.61	2.86	22.36
Advances recoverable in cash or in kind or for value to be received	26.61	22.53	19.32
Employee advances	0.29	1.84	5.38
	86.99	70.79	114.47
2.12 Trade Payables			
Total outstanding dues of micro enterprises and small enterprises (refer note 2.55)	-	0.03	-
Total outstanding dues to creditors other than micro enterprises and small enterprises	1,536.61	1,943.77	1,068.17
	1,536.61	1,943.80	1,068.17
2.13 Short-term borrowings (refer note 2.45)			
Interest accrued and due on borrowings	36.12	4.77	69.95
Secured			
Bank overdraft	1,908.14	2,491.81	5,384.13
[Secured by way of pledge of hypothecation of fixed deposit (refer note 2.2A (ii))]			
Unsecured			
Loan from related parties	2,028.01	1,087.52	6,563.86
(Repayable on demand, at variable rate of interest payable @ 9.30% to 9.50% for March-19, 8.97% to 10.00% p.a. for March-18 and 9.30% to for 11.09% p.a. March-17)			
Bank overdraft	1,262.68	401.22	1,304.63
	5,234.95	3,985.32	13,322.58



(Currency : Indian rupees in millions)

2.13 : Borrowings (other than Debt securities)

31st March 2019				
Particulars	At Amortised cost (1)	Fair value		Subtotal 4 = (1+2+3)
		Through P&L (2)	Designated at fair value through Profit and loss (3)	
Secured				
(a) Loans repayable on demand				
(i) from banks	1,908.14	-	-	1,908.14
TOTAL - Gross (A)	1,908.14	-	-	1,908.14
Unsecured				
(a) Loans from related parties	2,064.13	-	-	2,064.13
(b) Loans repayable on demand				
(i) from banks	1,262.68	-	-	1,262.68
TOTAL - Gross (B)	3,326.82	-	-	3,326.82
Total (A+B)	5,234.96	-	-	5,234.96
(i) Borrowings outside India	-	-	-	-
(ii) Borrowings in India	5,234.96	-	-	5,234.96
Total (C)	5,234.96	-	-	5,234.96

31st March 2018				
Particulars	At Amortised cost (1)	Fair value		Subtotal 4 = (1+2+3)
		Through P&L (2)	Designated at fair value through Profit and loss (3)	
Secured				
(a) Loans repayable on demand				
(i) from banks	2,491.81	-	-	2,491.81
TOTAL - Gross (A)	2,491.81	-	-	2,491.81
Unsecured				
(a) Loans from related parties	1,092.29	-	-	1,092.29
(b) Loans repayable on demand				
(i) from banks	401.22	-	-	401.22
TOTAL - Gross (B)	1,493.51	-	-	1,493.51
Total (A)	3,985.32	-	-	3,985.32
(i) Borrowings outside India	-	-	-	-
(ii) Borrowings in India	3,985.32	-	-	3,985.32
Total (C)	3,985.32	-	-	3,985.32

1st April 2017				
Particulars	At Amortised cost (1)	Fair value		Subtotal 4 = (1+2+3)
		Through P&L (2)	Designated at fair value through Profit and loss (3)	
Secured				
(a) Loans repayable on demand	-	-	-	-
(i) from banks	5,384.13	-	-	5,384.13
TOTAL - Gross (A)	5,384.13	-	-	5,384.13
Unsecured				
(a) Loans from related parties	6,633.81	-	-	6,633.81
(b) Loans repayable on demand				
(i) from banks	1,304.63	-	-	1,304.63
TOTAL - Gross (B)	7,938.45	-	-	7,938.45
Total (A+B)	13,322.58	-	-	13,322.58
(i) Borrowings outside India	-	-	-	-
(ii) Borrowings in India	13,322.58	-	-	13,322.58
Total (C)	13,322.58	-	-	13,322.58



Edelweiss Securities Limited

Notes to the financial statements (Continued)

(Currency : Indian rupees in millions)

	As at March 31, 2019	As at March 31, 2018	As at April 01, 2017
2.14 Subordinated liabilities			
Loan from related parties (Preference shares issued)	-	-	43.43
	<u>-</u>	<u>-</u>	<u>43.43</u>
2.15 Other financial liabilities			
Margin money			
Payable to client (net) (in CM books) (Deployed in the form of bank balances and fixed deposits amounting to ₹ 5,834.99 millions, March 31, 2018 ₹ 5,361.81 millions and March 31, 2017 ₹ 14,469.22 millions)	1.13	2.30	734.72
Others			
Book overdraft	2.00	1,487.74	13.24
Accrued salaries and benefits	218.56	397.56	534.98
Payable to exchange / clearing house (net)	8,347.90	1.35	907.06
Deposits from sub-brokers	0.06	0.26	0.26
Outstanding expenses payable	-	0.35	0.18
	<u>8,569.65</u>	<u>1,889.56</u>	<u>2,190.44</u>
2.16 Current tax liabilities (net)			
Provision for taxation	7.73	153.68	146.27
	<u>7.73</u>	<u>153.68</u>	<u>146.27</u>
2.17 Provisions			
Provision for employee benefits			
Compensated leave absences	13.00	13.27	13.83
Deferred bonus	-	-	7.20
Others			
Proposed dividend	-	0.19	-
Provision for dividend distribution tax	-	0.04	-
	<u>13.00</u>	<u>13.50</u>	<u>21.03</u>
2.18 Other non-financial liabilities			
Income received in advance	10.90	7.88	6.16
Statutory liabilities*	95.54	99.87	111.10
Others	49.53	34.15	22.34
	<u>155.97</u>	<u>141.90</u>	<u>139.60</u>

* Includes withholding taxes and other taxes payable



Edelweiss Securities Limited

Notes to the financial statements (Continued)

(Currency : Indian rupees in millions)

2.19 Equity share capital

Authorised :

27,540,000 (Previous year: 27,540,000) equity shares of ₹ 10 each
460,000 (Previous year: 460,000) preference shares of ₹ 10 each

Issued, Subscribed and Paid up:

26,213,676 (Previous year: 26,213,676) equity shares of ₹ 10 each, fully paid-up
(The entire Equity Share Capital is held by Edelweiss Financial Services Limited, the holding company and its nominees)

a. Movement in share capital :

	March 31, 2019	31 March 2018	31 March 2017	As at April 01, 2017
No of shares	Amount	No of shares	Amount	Amount
Outstanding at the beginning of the year	26,213,676	26,213,676	26,213,676	262.14
Shares issued during the year	-	-	-	-
Outstanding at the end of the year	26,213,676	26,213,676	26,213,676	262

Shares held by holding/ultimate holding company and/or their subsidiaries/ associates

	March 31, 2019	As at 31 March 2018	As at 31 March 2017	
No of shares	Amount	No of shares	Amount	%
26,213,676	262.14	26,213,676	262.14	100.00%
26,213,676	262.14	26,213,676	262.14	100.00%

Edelweiss Financial Services Limited, the holding company

Details of shares held by shareholders holding more than 5% of the aggregate shares in the Company

	March 31, 2019	As at 31 March 2018	As at 31 March 2017	
No of shares	%	No of shares	%	%
26,213,676	100.00%	26,213,676	100.00%	100.00%
26,213,676	100.00%	26,213,676	100.00%	100.00%

Edelweiss Financial Services Limited and its nominees

The Company has only one class of equity shares having a par value of Re 10/-. Each holder of equity shares is entitled to one vote per share held. In the event of liquidation of the Company, the holders of equity shares will be entitled to receive remaining assets of the Company, after distribution of all preferential amounts. The distribution will be in proportion to the number of equity shares held by the shareholders.



Edelweiss Securities Limited

Notes to the financial statements (Continued)

(Currency : Indian rupees in millions)

	As at March 31, 2019	As at 31 March 2018	As at April 01, 2017
2.20 Other equity			
Capital redemption reserve	2.70	2.70	-
Securities premium reserve	807.38	807.38	807.38
General reserve	109.41	109.41	112.11
Retained earnings	2,484.18	3,143.91	3,064.76
Deemed capital contribution reserve - equity	138.30	138.30	125.96
	3,541.97	4,201.70	4,110.21

A. Nature and purpose of reserve

a. Capital redemption reserve

Capital redemption reserve is used to record redemption of preference shares. Capital redemption reserve is used for issuing fully paid bonus shares in accordance of the provisions of the Companies Act, 2013.

b. Securities premium reserve

Securities premium reserve is used to record the premium on issue of shares. The reserve can be utilised only for limited purposes such as issuance of bonus shares in accordance with the provisions of the Companies Act, 2013.

c. General reserve

Under the erstwhile Companies Act 1956, general reserve was created through an annual transfer of net income at a specified percentage in accordance with applicable regulations. This reserve can be utilised only in accordance with the specific requirements of Companies Act, 2013.

d. Retained earnings

Retained earnings comprises of the Company's undistributed earnings after taxes

e. Deemed capital contribution - equity

Deemed capital contribution relates to share options granted to eligible employees of the Company by the parent company under its employee share option plan.

	As at March 31, 2019	As at March 31, 2018	As at April 1, 2017
B. Movement in other equity			
I. Capital redemption reserve			
Opening balance	2.70	-	-
Add : Additions during the year	-	2.70	-
	2.70	2.70	-
II. Securities premium reserve			
Opening balance	807.38	807.38	1,064.78
Less: Amortisation	-	-	(257.40)
	807.38	807.38	807.38
III. General reserve			
Opening balance	109.41	112.11	112.11
Add : Additions during the year	-	(2.70)	-
	109.41	109.41	112.11
IV. Retained earnings			
Opening balance	3,143.91	3,064.76	3,068.80
Add: Profit for the year	794.47	429.54	216.32
Add: Other comprehensive income for the year	(2.63)	9.12	-
Less: Deferred tax effect of ESOP	(372.03)	(57.70)	(220.35)
Impact on first time adoption of Ind AS (refer note 2.55)			
Amount available for appropriation	3,563.72	3,445.72	3,064.76
Appropriations:			
Interim dividend	1,006.61	301.46	-
Dividend distribution tax	72.93	0.16	-
Dividend on preference shares	-	0.19	-
	1,079.54	301.81	-
	2,484.18	3,143.91	3,064.76
V. Deemed capital contribution - ESOP			
Opening balance	138.30	125.96	-
Add : ESOP charge for the year	-	12.34	125.96
	138.30	138.30	125.96
	3,541.97	4,201.70	4,110.21



Edelweiss Securities Limited

Notes to the financial statements (Continued)

(Currency : Indian rupees in millions)

	For the year ended March 31, 2019	For the year ended March 31, 2018
2.21 Fee and commission income		
Income from securities broking (refer note 2.57)	2,007.69	1,932.51
Advisory and other fees	576.24	183.92
	<u>2,583.93</u>	<u>2,116.43</u>
2.22 Interest income		
On financial assets measured at amortised cost		
Interest income from investments		
- Interest income - preference capital	102.92	100.18
- On debt instrument *	0.01	0.13
Interest on deposits		
- On deposits	685.43	655.47
Other interest income		
- Interest income on margin with brokers	30.10	17.31
- Interest Income - others	32.88	20.23
	<u>851.34</u>	<u>793.32</u>
2.23 Dividend Income		
Dividend on stock in trade	0.21	0.16
Dividend on long term Investment	652.52	301.54
	<u>652.73</u>	<u>301.70</u>
2.24 Rental Income		
Rental Income	7.37	8.44
	<u>7.37</u>	<u>8.44</u>
2.25 Other operating revenue		
Delayed payment charges	-	3.82
	<u>-</u>	<u>3.82</u>
2.26 Other income		
Profit on sale of fixed assets (net)	1.08	0.07
Sale of software	-	111.90
Miscellaneous income	6.92	0.27
	<u>8.00</u>	<u>112.24</u>

* Amount is less than ₹ 0.01 million



Edelweiss Securities Limited

Notes to the financial statements (Continued)

(Currency : Indian rupees in millions)

	For the year ended March 31, 2019	For the year ended March 31, 2018
2.27 Employee benefit expenses		
Salaries and wages	1,095.52	1,066.62
Contribution to provident and other funds (refer note 2.35 and 2.47)	41.68	50.56
Expense on employee stock option scheme (ESOP) (refer note 2.44)	14.86	12.34
Staff welfare expenses	38.87	30.65
	<u>1,190.93</u>	<u>1,160.17</u>
Note:		
Edelweiss Financial Services Limited ("EFSL") the holding Company has granted an ESOP option to acquire equity shares of EFSL that would vest in a graded manner to Company's employees. Based on group policy / arrangement, EFSL has charged the fair value of such stock options, Company has accepted such cross charge and recognised the same under the employee cost.		
2.28 Finance costs		
On financial liabilities measured at amortised cost		
Interest on borrowings		
- on bank overdraft	267.17	68.58
- on loan from holding company	-	1.85
- on loan from fellow subsidiaries	303.61	608.65
- on loan – others	21.63	10.12
Interest on debt securities		
- Discount on commercial paper and debentures	-	132.90
Interest on subordinated liabilities		
- interest / dividend on preference shares	-	5.50
Other interest expenses		
- Financial and bank charges	82.05	19.70
- Interest on margin	137.72	7.01
- Interest - others*	0.00	1.41
- Interest on shortfall in payment of advance income tax	1.37	-
	<u>813.55</u>	<u>855.72</u>
2.29 Loss on treasury and investments		
(A) Investments		
Loss on sale of long term investment (net)	247.76	-
Profit on sale of current investments (net)	(1.07)	-
Fair value gain - P&L - equity	3.56	6.84
(B) Others		
Loss / (profit) on trading of securities (net)	5.91	(0.55)
	<u>256.16</u>	<u>6.29</u>
2.30 Impairment on financial instruments		
Bad- debts and advances written off	13.76	37.77
Provision for expected credit loss (refer note 2.47)	(22.55)	(8.42)
	<u>(8.79)</u>	<u>29.35</u>

* Amount is less than ₹ 0.01 million



Edelweiss Securities Limited**Notes to the financial statements (Continued)**

(Currency : Indian rupees in millions)

	Particulars	For the year ended March 31, 2019	For the year ended March 31, 2018
		On Financial instruments measured at Amortised Cost	On Financial instruments measured at Amortised Cost
2.30	Impairment on financial instruments		
	Trade receivables	(8.79)	29.35
	Total	(8.79)	29.35



Edelweiss Securities Limited

Notes to the financial statements (Continued)

(Currency : Indian rupees in millions)

	For the year ended March 31, 2019	For the year ended March 31, 2018
2.31 Other expenses		
Advertisement and business promotion	27.17	28.48
Auditor's remuneration (refer note below)	4.61	3.44
Commission and brokerage	0.67	2.00
Communication	102.04	87.84
Directors' sitting fees	0.56	0.48
Insurance	1.64	1.69
Legal and professional fees	151.68	180.05
Printing and stationery (refer note 2.43)	10.00	8.22
Rates and taxes	0.61	13.36
Rent (refer note 2.38 and 2.43)	73.88	84.62
Other expenditure		
Electricity charges (refer note 2.43)	7.86	11.11
Foreign exchange loss (net)	1.76	0.34
Computer expenses	18.67	6.45
Computer software	45.14	41.97
Corporate social responsibility (refer note 2.58)	2.50	1.57
Clearing and custodian charges*	0.01	0.01
Dematerialisation charges	0.67	4.45
Rating support fees	0.07	0.15
Membership and subscription	74.86	67.63
Office expenses (refer note 2.43)	168.00	61.24
Postage and courier	3.78	3.53
Seminar and conference	12.86	21.65
Goods and service tax expenses	4.94	(9.25)
Site related expenses	0.03	0.32
Stamp duty	66.32	31.20
Stock exchange expenses	6.93	2.13
Travelling and conveyance	80.88	70.24
Miscellaneous expenses	11.96	27.60
	880.10	752.50
Auditors' remuneration:		
As Auditors	4.46	3.24
Towards reimbursement of expenses	0.15	0.20
	4.61	3.44

* Amount is less than ₹ 0.01 million



2.32 Income Tax

The components of income tax expense for the years ended March 31, 2019 and 2018 are:

Particulars	2018-19	2017-18
Current tax	82.21	19.36
Adjustment in respect of current income tax of prior years	(22.46)	3.04
Deferred tax relating to origination and reversal of temporary differences	11.46	3.99
Deferred tax reversed on unused tax credit or unused tax losses	44.46	10.50
Total tax charge	115.68	36.88
Current tax	59.76	22.40
Deferred tax	55.92	14.48

2.32a Reconciliation of total tax charge


Particulars	2018-19	2017-18
Accounting profit before tax as per financial statements	910.12	466.43
Tax rate (in percentage)	34.94%	33.06%
Income tax expense calculated based on this tax rate	318.00	154.22
Adjustment in respect of current income tax of prior years	(22.46)	3.04
Effect of income not subject to tax:		
Capital gain on sale of shares & mutual fund	(1.60)	-
Allowable items / considered separately	-	-
- Dividend Income exempt u/s 10(34)/(35)	(228.09)	(99.75)
- Gratuity	(0.92)	3.02
- ESOP	-	4.08
- Fair value gain / loss - P&L equity	1.25	2.26
- Interest Income - Preference Capital	(35.97)	(33.12)
- Income tax refund AY13-14	(2.96)	-
- Income tax refund AY14-15	(3.73)	-
- Finance cost	-	1.82
- ECL provision	-	2.79
Effect of non-deductible expenses:		
Disallowable items		
- U/s 14A	1.92	1.68
- Contribution towards CSR	0.87	0.52
- Interest on late payment of TDS	-	0.44
- Interest on shortfall of advance tax	0.48	-
- Mobile phones purchased charged to P&L	0.73	0.10
- Legal & prof fees - prior period exps A.Y. 2018-19	2.00	-
- ECOL sale	87.80	-
- Deduction under chapter VI-A (Section 80G)	(0.44)	(0.26)
Effect of utilisation of tax losses or deferred tax assets on losses earlier recognised now considered not recoverable	(2.33)	(2.47)
Impact of tax rate changes	1.13	(1.48)
Tax charge for the year recorded in P&L	115.68	36.88

2.32b The following table shows deferred tax recorded in the balance sheet and changes recorded in the Income tax expense:

	Opening deferred tax asset / (liability) as per Ind AS	Movement for the period (2018-19)				Total movement	Closing deferred tax asset / (liability) as per Ind AS
		Recognised in profit or loss	Recognised in other comprehensive income	Recognised directly in equity	Others		
Deferred taxes in relation to:							
Property, plant and equipment	10.55	(3.44)	-	-	-	(3.44)	7.11
Other investments (equity instruments)	(1.19)	1.25	-	-	-	1.25	0.06
Employee benefits obligations	4.43	0.11	-	-	-	0.11	4.54
Fair valuation of employee stock option	372.03	-	-	(372.03)	-	(372.03)	-
Unused tax credits (including but not limited to Minimum Alternate Tax credit)	58.85	-	-	-	(52.90)	(52.90)	5.94
Provision for expected credit loss on trade receivable	19.77	(9.55)	-	-	-	(9.55)	10.22
Others	3.74	0.17	-	-	-	0.17	3.92
Total	468.19	(11.46)	-	(372.03)	(52.90)	(436.39)	31.79

	Opening deferred tax asset / (liability) as per Ind AS	Movement for the period (2017-18)				Total movement	Closing deferred tax asset / (liability) as per Ind AS
		Recognised in profit or loss	Recognised in other comprehensive income	Recognised directly in equity	Others		
Deferred taxes in relation to:							
Property, plant and equipment	10.05	0.50	-	-	-	0.50	10.55
Other investments (equity instruments)	(3.47)	2.28	-	-	-	2.28	(1.19)
Employee benefits obligations	4.79	(0.36)	-	-	-	(0.36)	4.43
Fair valuation of employee stock option	434.53	-	-	(62.50)	-	(62.50)	372.03
Unused tax credits (including but not limited to Minimum Alternate Tax credit)	69.35	-	-	-	(10.50)	(10.50)	58.85
Provision for expected credit loss on trade receivable	23.56	(3.79)	-	-	-	(3.79)	19.77
Others	6.37	(2.63)	-	-	-	(2.63)	3.74
Total	545.17	(3.99)	-	(62.50)	(10.50)	(76.98)	468.19

Break-up of recognition of current tax	31-Mar-19	31-Mar-18
In P&L	115.68	36.88



Edelweiss Securities Limited

Notes to the financial statements (Continued)

for the year ended 31 March 2019

(Currency: Indian rupees in millions)

2.33 Earnings per share

In accordance with Indian Accounting Standard 33 on Earnings per share as prescribed under section 133 of the Companies Act, 2013 read with rule 7 of the Companies (Accounts) Rules, 2014, the computation of earnings per share is set out below:			
	Particulars	For the year ended 31 March 2019	For the year ended 31 March 2018
(a)	Profit after tax (as per Statement of Profit and Loss)	794.47	429.54
	Less: dividend on preference share including dividend distribution tax	Nil	0.23
	Net profit for the year attributable to equity shareholders	794.44	429.31
(b)	Calculation of weighted average number of equity Shares of Rs. 10 each		
	Number of shares outstanding at the beginning of the year	2,62,13,676	2,62,13,676
	Number of Shares issued during the year	-	-
	Total number of equity shares outstanding at the end of the year	2,62,13,676	2,62,13,676
	Weighted average number of equity shares outstanding during the year (based on the date of issue of shares)	2,62,13,676	2,62,13,676
(c)	Basic and diluted earnings per share (in rupees) (a)/(b)	30.31	16.39

The basic and diluted earnings per share are the same as there are no diluted potential equity shares.

Basic earning per share (EPS) is calculated by dividing the net profit for the year attributable to equity holders of the company by the weighted average number of equity shares outstanding during the year.

During EPS is calculated by dividing the net profit attributable to equity holders of company (after adjusting for interest on the convertible preference shares and interest on the convertible bond, in each case, net of tax) by the weighted average number of equity shares outstanding during the year plus the weighted average number of equity shares that would be issued on the conversion of all the dilutive potential ordinary shares into ordinary shares.



Edelweiss Securities Limited

Notes to the financial statements (Continued)

for the year ended 31 March 2019

(Currency: Indian rupees in millions)

2.34 Segment reporting

The Company's business is organised and management reviews the performance based on the business segments as mentioned below:

Operating Segment	Activities covered
Agency business	Broking and capital market advisory businesses. The same includes equity broking, research services, Referral Fee and all other allied business streams.
Capital based business	Income from treasury operations and income from investment and dividend

Basis of allocation :



1. Segment disclosure not exclusively pertaining to either of the segments are shown as unallocated
2. Employee cost is allocated based on efforts for the segment respectively.
3. All common costs are allocated based on employee cost ratio for the respective segment.
4. Assets and liabilities are allocated based on direct identification with respective businesses. Common assets and liabilities are allocated between the two segments based on employee cost ratio.
5. Tax and similar assets and liabilities allocated to unallocated segment. .

The Company's management monitors the operating results of its business units separately for the purpose of making decisions about resources allocation and performance assessment. Segment performance is evaluated based on operating profit or losses.

No revenue from transactions with a single external customers amounted to 10% or more of the Company's total revenue for the year ended 31st March 2019 or 31st March 2018.

Since the business operations of the Company are primarily concentrated in India, the Company is considered to operate only in the domestic segment and therefore there is no reportable geographic segment.

The following table gives information as required under the Indian Accounting Standard -108 on Segment Reporting:



Edelweiss Securities Limited

Notes to the financial statements (Continued)

for the year ended 31 Mar 2019

(Currency : Indian rupees in millions)

2.34 Segment reporting (Continued)

	Particulars	For the Year Ended March 31, 2019	For the Year Ended March 31, 2018
I	Segment Revenue		
	a) Agency business	3,340.34	2,925.63
	b) Capital based business	660.10	310.14
	c) Unallocated	102.92	100.18
	Total Income	4,103.36	3,335.95
II	Segment Result		
	a) Agency business	659.75	750.42
	b) Capital based business	153.43	(380.73)
	c) Unallocated	96.94	96.74
	Total	910.12	466.43
	Particulars	For the Year Ended March 31, 2019	For the Year Ended March 31, 2018
III	Segment assets		
	a) Agency business	15,534.99	7,529.99
	b) Capital based business	2,890.44	3,561.74
	c) Unallocated	896.60	1,499.90
	Total	19,322.03	12,591.63
IV	Segment liabilities		
	a) Agency business	12,523.21	3,887.34
	b) Capital based business	2,891.44	3,986.86
	c) Unallocated	103.26	253.56
	Total	15,517.91	8,127.76
V	Capital expenditure		
	a) Agency business	55.72	61.43
	b) Capital based business	0.24	0.22
	c) Unallocated	0.01	0.01
	Total	55.97	61.66
VI	Depreciation and amortisation		
	a) Agency business	61.00	65.26
	b) Capital based business	0.26	0.24
	c) Unallocated	0.01	0.01
	Total	61.27	65.51
VII	Non cash expenditure other than depreciation		
	a) Agency business	(0.18)	47.15
	b) Capital based business	0.03	0.17
	c) Unallocated	0.01	0.01
	Total	(0.14)	47.33

* Amount is less than ₹ 0.01 million



Edelweiss Securities Limited

Notes to the financial statements (Continued)

for the year ended 31 March 2019

(Currency: Indian rupees in millions)

2.35 Disclosure pursuant to Indian Accounting Standard 19 - Employee Benefits

A) Defined contribution plan (Provident fund and national pension scheme)

Amount of ₹ 32.69 million (Previous year: ₹ 28.86 million) is recognised as expenses in "Employee benefit expenses" – note 2.28 in the statement of profit and loss.

The following tables summarise the components of the net employee benefit expenses recognised in the statement of profit and loss, the funded status and amount recognised in the balance sheet for the gratuity benefit plan.

B) Defined benefit plan (Gratuity)

Expenses recognised in the statement of profit and loss


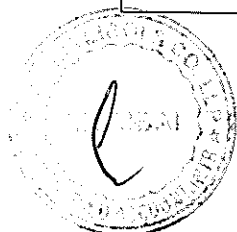
	For the year ended 31 March 2019	For the year ended 31 March 2018	For the year ended 31 March 2017
<i>Service cost</i>			
a. Current service cost	9.75	9.47	8.69
b. Past service cost	-	12.55	-
c. Loss/ (Gain) from Settlement	-	-	-
Net interest on net defined benefit liability/ (asset)	(0.83)	(1.10)	(0.25)
Changes in foreign exchange rates	-	-	-
Employer Expense/ (Income)	8.92	20.92	8.45

Net liability/(assets) recognized in the balance sheet

	As at 31 March 2019	As at 31 March 2018	As at 31 March 2017
Present value of defined benefit obligation (DBO)	71.23	72.08	70.00
Fair value of plan assets	75.03	77.71	74.24
Net (assets)/liability recognised in the balance sheet	(3.80)	(5.63)	(4.24)
Of which, Short term provision	-	-	-

Reconciliation of Defined benefit obligation

	As at 31 March 2019	As at 31 March 2018	As at 31 March 2017
Present value of DBO at start of the year	72.08	70.00	68.64
Transfer In/(Out)	(9.72)	13.19	(4.54)
Interest cost	4.55	3.86	4.74
Current service cost	9.75	9.47	8.69
Benefits paid	(8.06)	(2.60)	(6.34)
Past service cost	-	12.55	-
Actuarial (gain)/loss on obligations	2.63	(8.01)	(1.20)
Present value of DBO at the end of the year	71.23	72.08	70.00



Edelweiss Securities Limited

Notes to the financial statements (Continued)

for the year ended 31 March 2019

(Currency: Indian rupees in millions)

2.35 Disclosure pursuant to Indian Accounting Standard 19 - Employee Benefits (Continued)

B) Defined benefit plan (Gratuity) (Continued)

Reconciliation of fair value of the plan assets

	As at 31 March 2019	As at 31 March 2018	As at 31 March 2017
Fair value of plan assets at the start of the year	77.71	74.24	70.79
Expected return on plan assets	5.38	4.96	4.99
Contributions by employer	0.01	-	-
Benefits paid	(8.06)	(2.60)	(6.34)
Actuarial (loss)/gain on plan assets	(0.01)	1.11	4.80
Fair value of plan assets at the end of the year	75.03	77.71	74.24
Actual return on plan assets	5.37	6.07	9.79
Expected employer contribution for the coming period	-	-	-

Movement in Other Comprehensive Income

	31 March 2019	March 31, 2018*	April 1, 2017*
Balance at start of year (Loss)/ Gain	Nil	Nil	Nil
<i>Re-measurement on DBO</i>			
a. Actuarial (Loss)/Gain from changes in demographic assumptions	-	-	-
b. Actuarial (Loss)/Gain from changes in financial assumptions	(1.12)	(1.93)	(1.54)
c. Actuarial (Loss)/Gain from experience over the past years	(1.50)	6.08	2.74
<i>Re-measurement on Plan Assets</i>	-	-	-
Return on plan assets excluding amount included in net interest on the net defined benefit liability/ (asset)	(0.01)	1.11	4.80
<i>Re-measurement on Asset Ceiling</i>	-	-	-
Changes in the effect of limiting a net defined benefit asset to the asset ceiling	-	-	-
Balance at the end of year (Loss)/ Gain	(2.63)	9.12	6.00

*Ind AS 19 is being adopted from FY 2018-19 and date of transition being April 1, 2018 so prior disclosures are for comparative purposes only



Edelweiss Securities Limited

Notes to the financial statements (Continued)

for the year ended 31 March 2019

(Currency: Indian rupees in millions)

2.35 Disclosure pursuant to Indian Accounting Standard 19 - Employee Benefits (Continued)

B) Defined benefit plan (Gratuity) (Continued)

Sensitivity Analysis

DOB increases / (decreases) by	March 31, 2019	March 31, 2018	March 31, 2017
1 % Increase in Salary Growth Rate	3.63	3.62	2.82
1 % Decrease in Salary Growth Rate	(3.46)	(3.41)	(2.59)
1 % Increase in Discount Rate	(3.43)	(3.37)	(2.57)
1 % Decrease in Discount Rate	3.67	3.65	2.85
1 % Increase in Withdrawal Rate	(0.23)	(0.16)	(0.30)
1 % Decrease in Withdrawal Rate	0.23	0.16	0.31
Mortality (Increase in expected lifetime by 1 year)	Negligible Change	(0.01)	0.01
Mortality (Increase in expected lifetime by 3 year)	Negligible Change	(0.01)	0.01

Movement in Surplus/ (Deficit)

	March 31, 2019	March 31, 2018	March 31, 2017
Surplus/ (Deficit) at start of year	5.63	4.24	2.15
Net (Acquisition)/ Divestiture	-	-	-
Net Transfer (In)/ Out	9.72	13.19	4.54
<i>Movement during the year</i>			
Current Service Cost	(9.75)	(9.47)	(8.69)
Past Service Cost	-	(12.55)	-
Net interest on net DBO	0.83	1.10	0.25
Changes in Foreign Exchange Rates	-	-	-
Re-measurement	(2.63)	9.12	6.00
Contributions/ Benefits	0.01	-	-
Surplus / (Deficit) at end of year	3.80	5.63	4.24

Experience adjustment

Experience Adjustment :

Particulars	As at 31 March 2019	As at 31 March 2017	As at 31 March 2017	As at 31 March 2016	As at 31 March 2015
Defined benefit obligation	71.23	72.08	70.00	68.64	67.97
Fair value of plan assets	75.03	77.71	74.24	70.79	68.15
Surplus/(deficit)	3.80	5.63	4.24	2.15	0.18
Experience adjustment on plan liabilities: (Gain)/ Loss	1.50	(6.08)	(2.74)	(1.68)	0.38



Edelweiss Securities Limited

Notes to the financial statements (Continued)

for the year ended 31 March 2019

(Currency: Indian rupees in millions)

2.35 Disclosure pursuant to Indian Accounting Standard 19 - Employee Benefits (Continued)

B) Defined benefit plan (Gratuity) (Continued)

Principal actuarial assumptions at the balance sheet date

	For the year ended 31 March 2019	For the year ended 31 March 2018	For the year ended 31 March 2017
Discount rate	7%	7.3%	6.8%
Salary escalation	7%	7%	7%
Employee attrition rate	12% to 25%	13% to 25%	13% to 25%
Expected return of plan assets	7.3%	6.8%	7.4%
Mortality rate	IALM 2012-14 (Ult.)	IALM 2006-08 (Ult.)	IALM 2006-08 (Ult.)
Expected average remaining working lives of employees	5 years	5 years	5 years



Edelweiss Securities Limited

Notes to the financial statements (Continued)

(Currency : Indian rupees in millions)


2.36 Maturity analysis of assets and liabilities

The table below shows an analysis of assets and liabilities analysed according to when they are expected to be recovered or settled.

Particulars	March 31, 2019			March 31, 2018			April 01, 2017		
	Within 12 months	After 12 months	Total	Within 12 months	After 12 months	Total	Within 12 months	After 12 months	Total
Financial assets									
Cash and cash equivalents	635.35	-	635.35	240.38	-	240.38	2,570.43	-	2,570.43
Other bank balances	4,196.73	1,002.90	5,199.64	3,084.17	2,037.26	5,121.43	9,864.22	2,034.58	11,898.79
Stock-in-trade	0.13	-	0.13	0.13	-	0.13	0.13	-	0.13
Trade receivables	8,656.10	-	8,656.10	361.40	-	361.40	1,496.57	-	1,496.57
Loans	0.31	-	0.31	0.75	-	0.75	4.44	-	4.44
Investments	-	2,888.89	2,888.89	480.00	3,080.41	3,560.41	-	2,961.09	2,961.09
Other financial assets	671.23	14.60	685.83	1,434.83	21.40	1,456.22	110.67	72.36	183.03
Non-financial assets	14,159.87	3,906.39	18,066.26	5,601.65	5,139.07	10,740.72	14,046.46	5,068.02	19,114.48
Inventories	-	-	-	-	-	-	-	-	-
Current tax assets (net)	38.11	779.09	817.20	47.55	954.00	1,001.55	123.61	1,047.30	1,170.90
Deferred tax assets (net)	-	31.79	31.79	-	468.18	468.18	-	545.17	545.17
Property, plant and equipment	-	261.73	261.73	-	265.96	265.96	-	321.31	321.31
Capital work-in-progress	-	18.03	18.03	-	0.08	0.08	-	26.95	26.95
Intangible assets under development	-	3.40	3.40	-	0.65	0.65	-	-	-
Other intangible assets	-	36.63	36.63	-	43.70	43.70	-	10.60	10.60
Other non-financial assets	86.97	-	86.97	70.79	-	70.79	114.47	-	114.47
Total assets	125.08	1,130.68	1,255.76	118.34	1,732.57	1,850.91	238.07	1,951.34	2,189.41
	14,284.95	5,037.06	19,322.02	5,719.99	6,871.64	12,591.63	14,284.53	7,019.36	21,303.89

Particulars	March 31, 2019			March 31, 2018			April 01, 2017		
	Within 12 months	After 12 months	Total	Within 12 months	After 12 months	Total	Within 12 months	After 12 months	Total
Financial liabilities									
Trade payables	1,536.61	-	1,536.61	1,943.81	-	1,943.81	1,068.17	-	1,068.17
Borrowing (other than debt securities)	5,234.95	-	5,234.95	3,985.32	-	3,985.32	13,322.58	43.43	13,366.01
Other financial liabilities	8,569.65	-	8,569.65	1,889.56	-	1,889.56	2,190.44	-	2,190.44
Non-financial liabilities	15,341.21	-	15,341.21	7,818.69	-	7,818.69	16,581.20	43.43	16,624.63
Current tax liabilities (net)	7.73	-	7.73	153.68	-	153.68	146.27	-	146.27
Provisions	-	13.00	13.00	-	13.50	13.50	-	21.03	21.03
Other non-financial liabilities	155.98	-	155.98	141.89	-	141.89	139.59	-	139.59
Total liabilities	163.71	13.00	176.70	295.58	13.50	309.08	285.87	21.03	306.90
Net	15,504.91	13.00	15,517.91	8,114.27	13.50	8,127.77	16,867.06	64.46	16,931.53
	(1,219.96)	5,024.07	3,804.11	(2,394.27)	6,858.14	4,463.87	(2,582.53)	6,954.90	4,372.37

Note: Financial assets - Other bank balances comprises of Long Term Fixed Deposits with banks. The Company has the ability to liquidate these fixed deposits before the maturity date, if and when needed, to meet its obligation.



Edelweiss Securities Limited

Notes to the financial statements (Continued)

(Currency : Indian rupees in millions)

2.37 Change in liabilities arising from financing activities

Particulars	1-Apr-18	Cash flows	Changes in fair values	Exchange differences	Accrued interest on loan	31-Mar-19
Borrowings other than debt securities	3,985.32	1,218.29	-	-	31.34	5,234.95
Total liabilities from financing activities	3,985.32	1,218.29	-	-	31.34	5,234.95

Particulars	1-Apr-17	Cash flows	Changes in fair values	Exchange differences	Others*	31-Mar-18
Borrowings other than debt securities	13,322.58	(9,404.98)	-	-	67.72	3,985.32
Subordinated liabilities	43.43	(260.10)	-	-	216.67	-
Total liabilities from financing activities	13,366.01	(9,665.08)	-	-	284.39	3,985.32

* Note

Includes the effect of accrued but not paid interest on borrowing ₹ 67.72 millions.

Includes the effect of redemption of preference shares ₹ 216.67 millions.



Edelweiss Securities Limited

Notes to the financial statements (Continued)

for the year ended 31 March 2019

(Currency: Indian rupees in millions)

2.38 Contingent liabilities, commitments and lease arrangements

a. Capital commitments (to the extent not provided for)

Estimated amount of contracts remaining to be executed on capital account and not provided for ₹ 16.56 million (net of advances) (Previous year: ₹ 1.87 million).

b. Contingent liabilities (to the extent not provided for)

- a) Taxation matters in respect of which appeal is pending ₹ Nil (Previous year: ₹ 27.66 million).
- b) Litigation pending against the Company amounting to ₹ Nil (Previous year: ₹ Nil).

The Company's pending litigations mainly comprise of claims against the Company pertaining to proceedings pending with income tax and other authorities. The Company has reviewed all its pending litigations and proceedings and has adequately provided for where provisions are required and disclosed as contingent liabilities where applicable, in the financial statements. The amount of provisions / contingent liabilities is based on management's estimate, and no significant liability is expected to arise out of the same.

c. Operating leases

The Company has entered into commercial leases for premises & equipment. These leases have an average life of between three to five years with no renewal option included in the contract. There are no restriction placed upon by the lessor by entering into these leases.

The Company has taken various premises on operating lease agreements. Gross rental expenses for the year ended 31 March 2019 aggregated to ₹ 19.48 million (Previous year ₹ 19.77 million) (refer note 2.31) which has been included under the head Operating and other expenses – Rent in the statement of profit and loss.

Details of future minimum lease payments for the non-cancellable operating lease are as follows:

	For the year ended 31 March 2019	For the year ended 31 March 2018
Minimum lease payments for non cancellable lease		
- not later than one year	5.98	0.34
- later than one year and not later than five years	8.13	Nil
Total	14.11	0.34

Future minimum lease payments for the non-cancellable operating lease are gross of sharing of expenses with group companies.



Edelweiss Securities Limited

Notes to the financial statements (*Continued*)

for the year ended 31 March 2019

(Currency: Indian rupees in millions)

2.39 Disclosure as required by Indian Accounting Standard 24 – “Related Party Disclosure”, as prescribed under Section 133 of the Companies Act, 2013 read with Rule 7 of the Companies (Accounts) Rules, 2014 :

(A) Names of related parties by whom control is exercised

Edelweiss Financial Services Limited

Holding company

(B) Subsidiaries/entities which are controlled by the Company

Edelweiss Comtrade Limited

Edelweiss Custodial Services Limited

Edelweiss Financial Services Inc

Edelweiss Financial Services (UK) Limited

Edelweiss Securities (Hong Kong) Private Limited

(C) Fellow subsidiaries with whom the Company has transactions:

EC Commodities Limited

Ecap Equities Limited*

Edel Commodities Limited (merged with EFSL Comtrade Limited w.e.f. May 4, 2018)

Edel Commodities Trading Limited (merged with EFSL Comtrade Limited w.e.f. May 4, 2018)

Edel Finance Company Limited

Edel Investments Limited

Edel Land Limited

Edelcap Securities Limited

Edelgive Foundation

Edelweiss Agri Value Chain Limited (merged with Edelweiss Rural & Corporate Services Limited w.e.f. Feb 18, 2019) (Formerly Edelweiss Commodities Services Limited)

Edelweiss Broking Limited

Edelweiss Business Services Limited (merged with Edelweiss Rural & Corporate Services Limited (Formerly Edelweiss Commodities Services Limited) (date of cessation of EBSL as subsidiary and date of merger dtd. Feb 18, 2019)



Edelweiss Capital Market Limited (merged with Edelweiss Rural & Corporate Services Limited w.e.f. Feb 18, 2019) (Formerly Edelweiss Commodities Services Limited)

Edelweiss Finance & Investments Limited

Edelweiss Global Wealth Management Limited

Edelweiss Housing Finance Limited

Edelweiss Insurance Brokers Limited



Edelweiss Securities Limited

Notes to the financial statements *(Continued)*

for the year ended 31 March 2019

(Currency: Indian rupees in millions)

- 2.39 Disclosure as required by Indian Accounting Standard 24 – “Related Party Disclosure”, as prescribed under Section 133 of the Companies Act, 2013 read with Rule 7 of the Companies (Accounts) Rules, 2014 :

(C) Fellow subsidiaries with whom the Company has transactions: *(Continued)*

Edelweiss Investment Advisors Pte Limited

Edelweiss Investment Advisor Limited

Edelweiss Land Limited

Edelweiss Retail Finance Limited

Edelweiss Tokio Life Insurance Company Limited

EFSL Comtrade Limited (merged with Edelweiss Rural & Corporate Services Limited w.e.f. May 04, 2018) (Formerly Edelweiss Commodities Services Limited)

EFSL Trading Limited (merged with EFSL Comtrade Limited w.e.f. May 04, 2018)

Edelweiss Multi Strategy Fund Advisors LLP (Formerly Edelweiss Wealth Advisors LLP)

Eternity Business Centre Limited (upto 31 March 2018) *

Olive Business Centre Limited (upto 31 March 2018) *

Serenity Business Park Limited (upto 31 March 2018) *

*Pursuant to the Scheme of Amalgamation (“the Scheme”) under Sections 230 to 232 of the Companies Act, 2013 (the Act) and the Rules made there under (the Rules), as sanctioned by the National Company Law Tribunal , Mumbai Bench vide its orders dated 23 August 2017 and the National Company Law Tribunal, Hyderabad Bench vide its order dated 11 April 2018, Olive Business Centre Limited (“the First Transferor Company”), Burlington Business Solutions Limited (“the Second Transferor Company”), Auris Corporate Centre Limited (“the Third Transferor Company”), Serenity Business Park Limited (“the Fourth Transferor Company”) and Eternity Business Centre Limited (“the Fifth Transferor Company”) {collectively referred to as the Transferor Companies}, the wholly owned subsidiaries of ECap Equities Limited, (the Transferee Company) had been amalgamated with the Transferee Company with effect from 1 April 2017 (“the Appointed Date”). The Scheme has been effective from 21 April 2018 (“the Effective Date”)

Accordingly, all the related party transactions entered during the year and the outstanding balances thereof as stated at the end of the year relating to the Transferor Companies are considered to be entered with the Transferee Company and accordingly included in the related party transactions disclosure of the Company.

(D) Associate companies with whom the Company has transactions:

Edelweiss Securities And Investments Private Limited (Formerly Magnolia Commodities Services Private Limited)

Edelweiss Securities Trading and Management Private Limited (Formerly Dahlia Commodities Services Private Limited)

ECL Finance Limited

Edelweiss Asset Reconstruction Company Limited

Edelweiss Finvest Private Limited



Edelweiss Securities Limited

Notes to the financial statements (*Continued*)

for the year ended 31 March 2019

(Currency: Indian rupees in millions)

- 2.39 Disclosure as required by Indian Accounting Standard 24 – “Related Party Disclosure”, as prescribed under Section 133 of the Companies Act, 2013 read with Rule 7 of the Companies (Accounts) Rules, 2014 :**

(E) Key Management Personnel (KMP):

Mr. Nischal Maheshwari	Executive Director (till August 13, 2018)
Mr. Atul Bapna	Executive Director
Mr. Kanhaiyalal Agarwal	Executive Director (w.e.f. August 13, 2018)

(F) Relatives of Key Management Personnel (KMP):

Nischal Maheshwari (HUF)
Anjana Maheshwari



Edelweiss Securities Limited

Notes to the financial statements (Continued)

for the year ended 31 March 2019

(Currency : Indian rupees in millions)

2.39 Disclosure as required by Indian Accounting Standard 24 – “Related Party Disclosure”: (Continued)

ii. Transactions with related parties :

Sr. No.	Nature of Transaction	Related Party Name	For the year ended 31 March 2019	For the year ended 31 March 2018
	Capital account transactions during the year			
1	Redemption of preference share of :-			
	- 7% redeemable non-cumulative non-convertible preference shares (including premium paid on redemption)	Edelweiss Rural & Corporate Services Limited (Formerly Edelweiss Commodities Services Limited) (refer note 4)	-	260.00
	- 9% Non-Cumulative Redeemable Preference Shares	Edelweiss Financial Services Limited	-	0.10
2	Investment in equity shares of	Edelweiss Comtrade Limited	-	60.00
3	Sale of investment to	Edelweiss Rural & Corporate Services Limited (Formerly Edelweiss Commodities Services Limited)	240.00	-
4	Redemption of preference shares of	Edelweiss Global Wealth Management Limited	-	250.00
	Current account transaction			
5	Short term loans taken from (refer note 1 and 3)	Edelweiss Rural & Corporate Services Limited (Formerly Edelweiss Commodities Services Limited) (refer note 4)	6,057.65	9,200.37
6	Short term loans repaid to (refer note 1 and 3)	Edelweiss Financial Services Limited	-	42.65
		Edelweiss Rural & Corporate Services Limited (Formerly Edelweiss Commodities Services Limited) (refer note 4)	5,117.15	14,634.28
7	Commercial papers issued to	Edelweiss Rural & Corporate Services Limited (Formerly Edelweiss Commodities Services Limited) (refer note 4)	-	14,920.45
	Secondary market transaction			
8	Margin received from (refer note 1)	Edelweiss Financial Services Limited	0.04	0.30
		ECL Finance Limited	6,737.27	0.43
		Edelcap Securities Limited	2,548.00	75.22
		Ecap Equities Limited	7,245.20	578.28
		Edel Investments Limited	2,398.57	-
		Edelweiss Finance & Investments Limited	0.37	-
		Edelweiss Rural & Corporate Services Limited (Formerly Edelweiss Commodities Services Limited) (refer note 4)	2.55	47.36
		Edelweiss Securities And Investments Private Limited (Formerly Magnolia Financial Services Private Limited)	2.68	0.31
		Edelweiss Investment Adviser Limited	699.76	1.56
		Edelweiss Finvest Private Limited	0.53	0.74
		Edel Land Limited	1.17	3.33
		Edelweiss Securities Trading and Management Private Limited (Formerly Dahlia Commodities Services Private Limited)	0.12	-
9	Margin paid to (refer note 1)	Edelweiss Financial Services Limited	0.53	0.01
		ECL Finance Limited	6,736.50	1.25
		Ecap Equities Limited	7,053.81	557.18
		Edel Investments Limited	2,399.99	35.82
		Edelcap Securities Limited	2,452.30	0.78
		Edelweiss Rural & Corporate Services Limited (Formerly Edelweiss Commodities Services Limited) (refer note 4)	5.62	107.64
		Edelweiss Finance & Investments Limited	0.60	0.97
		EC Commodity Limited	-	17.23
		Edelweiss Broking Limited	-	68.94
		Edelweiss Global Wealth Management Limited	-	0.11
		Edelweiss Investment Adviser Limited	700.79	0.61
		Edelweiss Finvest Private Limited	1.39	0.14
		Edelweiss Securities And Investments Private Limited (Formerly Magnolia Financial Services Private Limited)	3.55	20.00
		Edel Land Limited	1.62	2.30
		Edelweiss Securities Trading and Management Private Limited (Formerly Dahlia Commodities Services Private Limited)	1.59	36.29
		Edelweiss Multi Strategy Fund Advisors LLP	-	1.60
10	Margin placed with (refer note 1)	Edelweiss Custodial Services Limited	349.92	397.67
11	Margin withdrawn from (refer note 1)	Edelweiss Custodial Services Limited	113.16	55.87



Edelweiss Securities Limited

Notes to the financial statements (Continued)



for the year ended 31 March 2019

(Currency : Indian rupees in millions)

2.39 Disclosure as required by Indian Accounting Standard 24 – “Related Party Disclosure”: (Continued)

ii. Transactions with related parties :

Sr. No.	Nature of Transaction	Related Party Name	For the year ended 31 March 2019	For the year ended 31 March 2018
12	Credited for equity segment (refer note 1)	Ecap Equities Limited	152,377.00	92,650.72
		Edelcap Securities Limited	35,385.32	23,633.97
		Edelweiss Land Limited	35,452.18	23,829.85
		Edel Investments Limited	8,843.46	1,159.17
		Edelweiss Rural & Corporate Services Limited (Formerly Edelweiss Commodities Services Limited) (refer note 4)	1,704.47	3,773.95
		Edelweiss Multi Strategy Fund Advisors LLP	-	-
		Edelweiss Securities And Investments Private Limited (Formerly Magnolia Financial Services Private Limited)	96.95	229.32
		Edelweiss Securities Trading and Management Private Limited (Formerly Dahlia Commodities Services Private Limited)	6,547.22	449.64
		Edelweiss Global Wealth Management Limited	1,405.52	84.78
		Edelweiss Finvest Private Limited	707.22	1,712.57
		ECL Finance Limited	24,341.93	6,619.06
		Edelweiss Finance & Investments Limited	-	1,219.21
		Edelweiss Investment Adviser Limited	3,899.48	556.11
		Edelweiss Retail Finance Limited	1,200.50	-
13	Debited for equity segment (refer note 1)	Ecap Equities Limited	151,251.60	92,429.75
		Edelcap Securities Limited	35,211.01	23,031.08
		Edel Land Limited	35,525.12	23,812.53
		Edelweiss Finvest Private Limited	589.89	582.80
		ECL Finance Limited	23,632.51	5,787.73
		Edelweiss Investments Limited	8,876.10	993.47
		Edelweiss Rural & Corporate Services Limited (Formerly Edelweiss Commodities Services Limited) (refer note 4)	1,743.88	3,312.52
		Edelweiss Securities And Investments Private Limited (Formerly Magnolia Financial Services Private Limited)	96.58	179.95
		Edelweiss Securities Trading and Management Private Limited (Formerly Dahlia Commodities Services Private Limited)	6,319.53	464.88
		Edelweiss Global Wealth Management Limited	1,319.27	-
		Edelweiss Finance & Investments Limited	-	699.53
		Edelweiss Investment Adviser Limited	3,880.35	515.17
		Edelweiss Retail Finance Limited	1,116.30	-
14	Purchase of debt instruments from	ECL Finance Limited	1,188.74	-
		Edelweiss Finance & Investments Limited	166.49	753.66
		Edelweiss Rural & Corporate Services Limited (Formerly Edelweiss Commodities Services Limited) (refer note 4)	33.02	146.23
15	Brokerage income earned from	Edelweiss Financial Services Limited	0.17	0.12
		Edelweiss Rural & Corporate Services Limited (Formerly Edelweiss Commodities Services Limited) (refer note 4)	17.12	37.59
		Ecap Equities Limited	138.48	113.27
		Edelweiss Securities And Investments Private Limited (Formerly Magnolia Financial Services Private Limited)	32.83	71.07
		Edelweiss Finance & Investments Limited	0.17	0.74
		ECL Finance Limited	18.12	11.45
		Edelcap Securities Limited	18.63	17.10
		Edelweiss Global Wealth Management Limited*	0.10	0.01
		EC Commodity Limited*	0.01	0.13
		Edelweiss Finvest Private Limited	1.70	1.12
		Edelweiss Securities Trading and Management Private Limited (Formerly Dahlia Commodities Services Private Limited)	0.64	0.98
		Edel Investments Limited	2.82	0.78
		Edel Land Limited	6.33	4.85
		Edelweiss Multi Strategy Fund Advisors LLP	-	0.07
		Edelweiss Investment Adviser Limited	9.04	0.11
		Edelweiss Retail Finance Limited	0.53	-



Edelweiss Securities Limited

Notes to the financial statements (Continued)


for the year ended 31 March 2019

(Currency : Indian rupees in millions)

2.39 Disclosure as required by Indian Accounting Standard 24 – “Related Party Disclosure”: (Continued)

ii. Transactions with related parties :

Sr. No.	Nature of Transaction	Related Party Name	For the year ended 31 March 2019	For the year ended 31 March 2018
16	Brokerage and commission expenses paid to	Edelweiss Broking Limited	268.35	125.20
		Edelcap Securities Limited	0.46	0.07
		Ecap Equities Limited	0.72	1.87
17	Interest received on margin from	Edelweiss Custodial Services Limited	30.10	17.31
18	Rent income received from	Edelweiss Financial Services Limited	1.32	0.47
		ECL Finance Limited	3.50	1.90
		Edelweiss Custodial Services Limited	1.49	5.46
		Ecap Equities Limited	0.22	0.15
		Edelcap Securities Limited	0.22	0.08
		Edelweiss Rural & Corporate Services Limited (Formerly Edelweiss Commodities Services Limited) (refer note 4)	0.46	0.15
		Edelweiss Broking Limited	0.16	0.17
		EC Commodity Limited	-	0.06
		Others - Fellow Subsidiaries	-	-
19	Interest expenses on loan taken from	Edelweiss Financial Services Limited	-	1.85
		Edelweiss Rural & Corporate Services Limited (Formerly Edelweiss Commodities Services Limited) (refer note 4)	303.61	608.65
20	Interest expenses on margin placed by	Edelweiss Financial Services Limited	0.01	0.01
		ECL Finance Limited	14.58	0.02
		Ecap Equities Limited	66.46	1.38
		Edelcap Securities Limited	34.67	0.93
		Edel Investments Limited	16.88	0.13
		Edel Commodities Trading Limited	-	-
		Edelweiss Finance & Investments Limited	0.01	0.02
		Edelweiss Rural & Corporate Services Limited (Formerly Edelweiss Commodities Services Limited) (refer note 4)	0.05	0.32
		EC Commodity Limited	-	0.01
		Edelweiss Broking Limited*	0.01	0.03
		Edelweiss Investment Adviser Limited	3.30	0.01
		Edelweiss Global Wealth Management Limited*	-	0.01
		Edelweiss Securities And Investments Private Limited (Formerly Magnolia Financial Services Private Limited)	0.02	0.05
		Edel Land Limited	0.04	0.04
		Edelweiss Securities Trading and Management Private Limited (Formerly Dahlia Commodities Services Private Limited)	0.04	0.03
		Edelweiss Multi Strategy Fund Advisors LLP*	-	0.01
		Edelweiss Finvest Private Limited	0.02	0.01
21	Brokerage and commission income received from	ECL Finance Limited	155.14	-
22	Referral & Other Fees Income received from	Edelweiss Asset Management Limited (refer note 5)	10.26	-
23	Dividend income on preference shares received from	Edelweiss Rural & Corporate Services Limited (Formerly Edelweiss Commodities Services Limited) (refer note 4)	0.70	0.70
24	Dividend income on equity shares received from	Edelweiss Custodial Services Limited	651.82	300.84
25	Rating fees expenses paid to	Edelweiss Financial Services Limited	0.07	0.15
26	Membership and subscription Paid to	Edelweiss Rural & Corporate Services Limited (Formerly Edelweiss Commodities Services Limited) (refer note 4)	0.19	-
27	Membership and subscription Paid to	Edelweiss Rural & Corporate Services Limited (Formerly Edelweiss Commodities Services Limited) (refer note 4)	0.01	-
28	Legal and professional fees expenses paid to	Edelweiss Financial Services Inc.	25.82	23.14
		Edelweiss Investment Advisors Pte Limited	62.81	44.43
		Edelweiss Financial Services (UK) Limited	10.59	9.22
29	Contribution towards corporate social responsibility	Edelgive Foundation	2.50	1.52
30	Computer expenses paid to	Edelweiss Rural & Corporate Services Limited (Formerly Edelweiss Commodities Services Limited) (refer note 4)*	0.01	0.02
		Ecap Equities Limited*	0.03	0.01



Edelweiss Securities Limited

Notes to the financial statements (Continued)


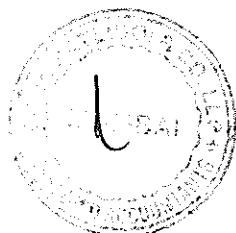
for the year ended 31 March 2019

(Currency : Indian rupees in millions)

2.39 Disclosure as required by Indian Accounting Standard 24 – “Related Party Disclosure”: (Continued)

ii. Transactions with related parties :

Sr. No.	Nature of Transaction	Related Party Name	For the year ended 31 March 2019	For the year ended 31 March 2018
31	Office expenses paid to	Edelweiss Rural & Corporate Services Limited (Formerly Edelweiss Commodities Services Limited) (refer note 4)	108.77	65.61
		ECap Equities Limited	0.67	0.06
		Edelweiss Housing Finance Limited*	0.01	-
		Edelweiss Broking Limited	0.01	-
32	Printing and stationary expenses paid to	Edelweiss Rural & Corporate Services Limited (Formerly Edelweiss Commodities Services Limited) (refer note 4)*	0.01	0.01
33	Repair and maintainance expenses paid to	Edelweiss Rural & Corporate Services Limited (Formerly Edelweiss Commodities Services Limited) (refer note 4)	-	0.11
		ECap Equities Limited	0.11	0.02
		Edelweiss Broking Limited	0.09	-
34	Travelling and conveyance expenses paid to	Edelweiss Rural & Corporate Services Limited (Formerly Edelweiss Commodities Services Limited) (refer note 4)	-	0.01
35	Miscellaneous expenses recovered from	Edelweiss Rural & Corporate Services Limited (Formerly Edelweiss Commodities Services Limited) (refer note 4)	-	0.05
36	Communication expenses recovered from	Edelweiss Rural & Corporate Services Limited (Formerly Edelweiss Commodities Services Limited) (refer note 4)	0.07	0.15
37	Computer expenses recovered from	Edelweiss Financial Services Limited*	0.01	0.02
		Edelweiss Rural & Corporate Services Limited (Formerly Edelweiss Commodities Services Limited) (refer note 4)	0.07	0.05
		Edelweiss Insurance Brokers Limited	0.01	0.04
		Edelweiss Broking Limited	-	0.26
		Edelweiss Housing Finance Limited*	0.01	0.01
		Edelcap Securities Limited	-	0.02
		Edelweiss Asset Management Limited (refer note 5)*	0.01	0.01
		ECL Finance Limited*	0.01	0.02
		Edelweiss Global Wealth Management Limited*	0.01	0.01
		Edelweiss Alternative Asset Advisors Limited*	-	0.01
		Edelweiss Custodial Services Limited*	0.01	0.01
		Edelweiss Investment Adviser Limited	0.01	0.01
		EC Commodity Limited*	-	0.01
		Edelweiss Comtrade Limited*	0.01	0.02
		Edelweiss Retail Finance Limited	-	0.01
38	Computer software expenses recovered from	Edelweiss Rural & Corporate Services Limited (Formerly Edelweiss Commodities Services Limited) (refer note 4)*	0.01	0.01
39	Travelling and conveyance recovered from	Edelweiss Rural & Corporate Services Limited (Formerly Edelweiss Commodities Services Limited) (refer note 4)	0.01	0.09
40	Electricity expenses paid to	Edelweiss Rural & Corporate Services Limited (Formerly Edelweiss Commodities Services Limited) (refer note 4)	6.50	10.11
		ECap Equities Limited	0.60	0.63
41	Electricity expenses recovered from	Edelweiss Financial Services Limited	0.47	0.68
		Edelweiss Broking Limited	0.40	5.02
		ECL Finance Limited	0.71	0.69
		Edelweiss Insurance Brokers Limited	0.20	0.13
		Edelweiss Rural & Corporate Services Limited (Formerly Edelweiss Commodities Services Limited) (refer note 4)	0.22	0.33
		Edelweiss Housing Finance Limited	0.06	0.08
		Edelcap Securities Limited	-	0.36
		Edelweiss Asset Management Limited (refer note 5)	0.11	0.06
		Edelweiss Global Wealth Management Limited	0.06	0.20
		Edelweiss Alternative Asset Advisors Limited	0.01	0.02
		Edelweiss Custodial Services Limited	0.09	0.19
		Edelweiss Investment Adviser Limited	0.19	0.13
		EC Commodity Limited	0.01	0.02
		Edelweiss Comtrade Limited	0.02	0.31
		Edelweiss Retail Finance Limited	0.06	0.04
		Edelweiss General Insurance Company Limited	0.01	-
42	Insurance expenses reimbursed to	Edelweiss Financial Services Limited	14.81	-
43	Legal and professional fees expenses recovered from	Edelweiss Rural & Corporate Services Limited (Formerly Edelweiss Commodities Services Limited) (refer note 4)	0.01	0.03



Edelweiss Securities Limited

Notes to the financial statements (Continued)

for the year ended 31 March 2019

(Currency : Indian rupees in millions)

2.39 Disclosure as required by Indian Accounting Standard 24 – “Related Party Disclosure”: (Continued)

ii. Transactions with related parties :

Sr. No.	Nature of Transaction	Related Party Name	For the year ended 31 March 2019	For the year ended 31 March 2018
44	Membership & subscription expenses recovered from	Edelweiss Rural & Corporate Services Limited (Formerly Edelweiss Commodities Services Limited) (refer note 4)	0.06	1.19
45	Office expenses recovered from	Edelweiss Financial Services Limited	0.45	0.54
		Edelweiss Rural & Corporate Services Limited (Formerly Edelweiss Commodities Services Limited) (refer note 4)	0.13	0.34
		Edelcap Securities Limited	-	0.62
		Edelweiss Broking Limited	0.55	2.74
		Edelweiss Insurance Brokers Limited	0.23	0.27
		ECL Finance Limited	0.27	0.26
		Edelweiss Housing Finance Limited	0.04	0.09
		Edelweiss Asset Management Limited (refer note 5)	0.06	0.03
		Edelweiss Global Wealth Management Limited	0.03	0.10
		Edelweiss Custodial Services Limited	0.11	0.15
		Edelweiss Investment Adviser Limited	0.11	0.11
		Edelweiss Comtrade Limited	0.02	0.16
		Edelweiss Alternative Asset Advisors Limited*	0.01	0.01
		EC Commodity Limited*	0.01	0.01
		Edelweiss Retail Finance Limited	0.13	0.06
46	Repairs & maintenance expenses recovered from	Edelweiss Financial Services Limited	0.09	0.06
		Edelweiss Insurance Brokers Limited	0.03	0.08
		Edelweiss Investment Adviser Limited	0.04	0.05
		ECL Finance Limited	0.06	0.14
		Edelweiss Broking Limited	-	0.49
		Edelweiss Rural & Corporate Services Limited (Formerly Edelweiss Commodities Services Limited) (refer note 4)	0.02	0.07
		Edelweiss Housing Finance Limited*	0.01	0.03
		Edelcap Securities Limited	-	0.06
		Edelweiss Asset Management Limited (refer note 5)	0.01	0.02
		Edelweiss Global Wealth Management Limited	0.01	0.04
		Edelweiss Alternative Asset Advisors Limited*	0.01	0.01
		Edelweiss Custodial Services Limited*	0.01	0.01
		EC Commodity Limited*	0.01	0.01
		Edelweiss Comtrade Limited*	0.01	0.03
		Edelweiss Retail Finance Limited*	0.01	0.03
		Edelweiss General Insurance Company Limited*	0.01	-
47	Staff welfare expenses recovered from	Edelweiss Rural & Corporate Services Limited (Formerly Edelweiss Commodities Services Limited) (refer note 4)	0.03	0.39
48	Dividend paid on equity	Edelweiss Financial Services Limited	1,308.06	301.46
49	Other Reimbursements paid to	Edelweiss Financial Services Limited	-	0.09
		Edelweiss Broking Limited	-	2.21
		Edelweiss Rural & Corporate Services Limited (Formerly Edelweiss Commodities Services Limited) (refer note 4)	1.09	19.53
		Edelcap Securities Limited	-	0.01
50	Other Reimbursements (ESOP) recovered from	Edelweiss Financial Services Limited	445.87	580.24
51	Remuneration paid to (refer note 2)	Key Management Personnel	14.58	13.68
52	Rent expenses paid to	Edelweiss Rural & Corporate Services Limited (Formerly Edelweiss Commodities Services Limited) (refer note 4)	39.01	49.17
		Edelweiss Broking Limited	1.72	6.44
		Ecap Equities Limited	3.82	6.58
		ECL Finance Limited	-	0.21
		Edelweiss Custodial Services Limited	-	1.58
		EC Commodity Limited	-	0.02



Edelweiss Securities Limited

Notes to the financial statements (Continued)


for the year ended 31 March 2019

(Currency : Indian rupees in millions)

2.39 Disclosure as required by Indian Accounting Standard 24 – “Related Party Disclosure”: (Continued)

ii. Transactions with related parties :

Sr. No.	Nature of Transaction	Related Party Name	For the year ended 31 March 2019	For the year ended 31 March 2018
53	Rent recovered from	Edelweiss Financial Services Limited	1.60	1.00
		Edelweiss Insurance Brokers Limited	1.51	1.62
		Edelweiss Broking Limited	0.14	5.12
		Edelweiss Custodial Services Limited	0.21	1.86
		Edelweiss Investment Adviser Limited	1.16	0.64
		Edelweiss Rural & Corporate Services Limited (Formerly Edelweiss Commodities Services Limited) (refer note 4)	0.99	2.04
		Edelweiss Housing Finance Limited	0.30	0.62
		ECap Equities Limited	-	0.08
		Edelcap Securities Limited	-	0.16
		Edelweiss Asset Management Limited (refer note 5)	0.53	0.26
		ECL Finance Limited	0.20	0.48
		Edelweiss Global Wealth Management Limited	0.20	0.51
		Edelweiss Alternative Asset Advisors Limited	0.02	0.03
		EC Commodity Limited	0.02	0.04
		Edelweiss Comtrade Limited	0.15	0.51
		Edelweiss Retail Finance Limited	0.18	0.53
54	Transfer of gratuity liability to	Edelweiss Financial Services Limited	1.91	-
		ECL Finance Limited	2.37	-
		Edelweiss Rural & Corporate Services Limited (Formerly Edelweiss Commodities Services Limited) (refer note 4)	-	7.19
		Edelweiss Broking Limited	0.58	4.22
		Edelweiss Custodial Services Limited	3.69	1.47
		Edelweiss Finvest Private Limited	0.17	0.94
		Edelcap Securities Limited	0.09	0.35
		Edelweiss Tokio Life Insurance Company Limited	0.03	-
		Edelweiss Finance & Investments Limited	0.36	-
		Ecap Equities Limited	-	0.07
		Edelweiss Housing Finance Limited	-	0.05
		Edelweiss Alternative Asset Advisors Limited	0.73	0.02
		EC Commodity Limited	-	0.13
		Edelweiss General Insurance Company Limited	-	0.05
		Edelweiss Securities (IFSC) Limited*	-	0.01
		Alternative Investment Market Advisors Private Limited*	0.01	-
		Edel Investments Limited	0.11	-
55	Transfer of gratuity assets to	Edelweiss Rural & Corporate Services Limited (Formerly Edelweiss Commodities Services Limited) (refer note 4)	0.30	0.49
		ECL Finance Limited*	-	0.01
		Edelweiss Finance & Investments Limited	-	0.05
		ECap Equities Limited	0.01	-
		EC Commodity Limited	0.01	-
56	Nomination deposit received from	Edelweiss Comtrade Limited	-	0.30
57	Nomination deposit paid to	Edelweiss Financial Services Limited	-	0.30
58	Loss on sale of investment	Edelweiss Rural & Corporate Services Limited (Formerly Edelweiss Commodities Services Limited)	251.27	-
59	Fixed assets sold to	Edelweiss Financial Services Limited	0.03	-
		Ecap Equities Limited	0.01	2.10
		Edelweiss Broking Limited	1.08	2.36
		Edelweiss Rural & Corporate Services Limited (Formerly Edelweiss Commodities Services Limited) (refer note 4)	0.25	6.80
		ECL Finance Limited	0.19	1.46
		Edel Investments Limited	-	0.98
		Edelcap Securities Limited	0.01	1.16
		Edelweiss Asset Reconstruction Company Limited	0.01	0.44
		Edelweiss Custodial Services Limited	0.12	0.33
		Edelweiss Finance & Investments Limited	-	1.56
		Edelweiss Housing Finance Limited	0.03	0.46
		Edelweiss Asset Management Limited (refer note 5)*	0.01	0.01
		Edelweiss Insurance Brokers Limited	0.18	-
		Edel Finance Company Limited	0.04	-
		Edel Land Limited*	0.01	-
		Edelweiss Alternative Asset Advisors Limited	0.04	-
		Edelweiss Comtrade Limited	0.03	-
		Edelweiss General Insurance Company Limited	0.01	-
		Edelweiss Investment Adviser Limited	0.03	-
		Edelweiss Retail Finance Limited*	0.01	-



Edelweiss Securities Limited

Notes to the financial statements (Continued)


for the year ended 31 March 2019

(Currency : Indian rupees in millions)

2.39 Disclosure as required by Indian Accounting Standard 24 – “Related Party Disclosure”: (Continued)

ii. Transactions with related parties :

Sr. No.	Nature of Transaction	Related Party Name	For the year ended 31 March 2019	For the year ended 31 March 2018
60	Fixed assets purchased from	Edelweiss Financial Services Limited	0.01	-
		Edelweiss Rural & Corporate Services Limited (Formerly Edelweiss Commodities Services Limited) (refer note 4)	0.28	0.07
		ECL Finance Limited	0.13	-
		Edelweiss Broking Limited	0.22	-
		Edelweiss Custodial Services Limited	0.17	-
		Ecap Equities Limited	0.03	-
		Edelweiss Asset Management Limited (refer note 5)*	0.01	-
		Edelweiss Asset Reconstruction Company Limited	0.04	-
		Edelweiss Finance & Investments Limited	0.02	-
		Edelweiss Housing Finance Limited	0.09	-
		Edelweiss Insurance Brokers Limited*	0.01	-
		Edelweiss Investment Adviser Limited	0.03	-
		Edelweiss Retail Finance Limited	0.11	-
	Balances with related parties			
61	Short term loans taken from (refer note 1 & 3)	Edelweiss Rural & Corporate Services Limited (Formerly Edelweiss Commodities Services Limited) (refer note 4)	2,028.01	1,087.52
62	Trade payables to	Edelweiss Financial Services Limited	0.34	0.20
		Edelweiss Rural & Corporate Services Limited (Formerly Edelweiss Commodities Services Limited) (refer note 4)	109.65	47.84
		Edelcap Securities Limited	153.36	119.66
		Ecap Equities Limited	-	955.89
		Edel Land Limited	38.84	37.03
		Edel Investments Limited	-	183.01
		Edelweiss Investment Adviser Limited	-	0.68
		Edelweiss Broking Limited	-	19.63
		Edelweiss Securities And Investments Private Limited (Formerly Magnolia Financial Services Private Limited)	-	0.87
		Edelweiss Securities Trading and Management Private Limited (Formerly Dahlia Commodities Services Private Limited)	-	1.47
		Edelweiss Finvest Private Limited	-	0.86
		Edelweiss Housing Finance Limited	0.07	-
		Edelweiss Financial Services Inc.	19.38	17.13
		Edelweiss Investment Advisors Private Limited	15.65	24.25
		Edelweiss Financial Services (UK) Limited	10.59	9.22
63	Accrued interest expenses on loan taken	Edelweiss Rural & Corporate Services Limited (Formerly Edelweiss Commodities Services Limited) (refer note 4)	36.13	4.77
64	Accrued interest expenses on margin placed by	Edel Land Limited*	-	0.01
		Edelweiss Securities Trading and Management Private Limited (Formerly Dahlia Commodities Services Private Limited)*	-	0.01
		Edelweiss Rural & Corporate Services Limited (Formerly Edelweiss Commodities Services Limited) (refer note 4)*	-	0.01
		Edelweiss Securities And Investments Private Limited (Formerly Magnolia Financial Services Private Limited)*	-	0.01
65	Accrued interest expenses on margin placed with	Edelweiss Custodial Services Limited	1.67	-
66	Margins payable to clients	Edelweiss Broking Limited	0.05	0.05
67	Margins payable to clients	Edelweiss Custodial Services Limited	580.64	343.89
68	Other payables on account of gratuity to	Edelweiss Financial Services Limited	33.53	-
		Edelweiss Rural & Corporate Services Limited (Formerly Edelweiss Commodities Services Limited) (refer note 4)	-	7.42
		Edelweiss Custodial Services Limited	-	1.47
		Edelweiss Comtrade Limited	4.05	-
		Edelweiss Broking Limited	0.58	4.22
		Edelweiss Finvest Private Limited	1.11	0.95
		ECL Finance Limited*	2.37	0.01
		Edel Investments Limited*	-	0.01
		Edelcap Securities Limited	-	0.35
		Edelweiss Alternative Asset Advisors Limited	0.73	0.02
		Edelweiss Finance & Investments Limited*	-	0.01
		Edelweiss Tokio Life Insurance Company Limited	0.03	-
		Edelweiss Investment Adviser Limited*	-	0.01
		Ecap Equities Limited	-	0.07
		Edelweiss Housing Finance Limited	-	0.05
		EC Commodity Limited	-	0.13
		Edelweiss General Insurance Company Limited	-	0.05
		Edelweiss Securities (IFSC) Limited*	-	0.01
		Alternative Investment Market Advisors Private Limited*	0.01	-
		Edelweiss Financial Services Inc.	0.20	-



Edelweiss Securities Limited

Notes to the financial statements (Continued)

for the year ended 31 March 2019

(Currency : Indian rupees in millions)

2.39 Disclosure as required by Indian Accounting Standard 24 – “Related Party Disclosure”: (Continued)

ii. Transactions with related parties :

Sr. No.	Nature of Transaction	Related Party Name	For the year ended 31 March 2019	For the year ended 31 March 2018
69	Investments in preference shares in	Edelweiss Rural & Corporate Services Limited (Formerly Edelweiss Commodities Services Limited) (refer note 4)	1,000.00	1,000.00
		Edelcap Securities Limited	450.00	450.00
		Edelweiss Global Wealth Management Limited	-	-
		Others - Fellow Subsidiaries	-	-
70	Investments in equity shares	ECL Finance Limited	532.88	532.88
		Edelweiss Custodial Services Limited	714.78	714.78
		Edelweiss Comtrade Limited	-	290.13
		Edelweiss Asset Reconstruction Company Limited	307.09	307.09
		Edelweiss Finvest Private Limited	69.19	69.19
		Edelweiss Securities Trading and Management Private Limited (Formerly Dahlia Commodities Services Private Limited)	1.00	1.00
		Edelweiss Securities And Investments Private Limited (Formerly Magnolia Financial Services Private Limited)	1.00	1.00
		Edelweiss Financial Services Inc.	79.67	79.67
		Edelweiss Securities (Hong Kong) Private Limited	46.61	46.61
		Edelweiss Financial Services (UK) Limited	26.26	26.26
71	Trade receivables from	Ecap Equities Limited	7,378.34	-
		Edelweiss Finance & Investments Limited	0.08	4.02
		ECL Finance Limited	350.70	4.56
		Edelweiss Custodial Services Limited	0.38	2.08
		Edelweiss Finvest Private Limited*	0.01	-
		Edelweiss Securities Trading and Management Private Limited (Formerly Dahlia Commodities Services Private Limited)*	0.01	-
		Edelweiss Securities And Investments Private Limited (Formerly Magnolia Financial Services Private Limited)*	0.01	-
		Edelweiss Global Wealth Management Limited	0.07	0.11
		EC Commodity Limited	0.03	0.06
		Edelweiss Rural & Corporate Services Limited (Formerly Edelweiss Commodities Services Limited) (refer note 4)	0.08	0.68
		Edelweiss Investment Adviser Limited	0.71	-
		Edelweiss Broking Limited	0.56	-
		Edelweiss Asset Management Limited (refer note 5)	1.52	0.75
		Edelweiss Alternative Asset Advisors Limited	0.01	0.02
		Edelweiss Comtrade Limited	0.05	0.07
		Edelweiss Insurance Brokers Limited	0.63	0.60
		Edel Investments Limited	4.42	-
		Edelweiss General Insurance Company Limited	0.01	-
		Edel Finance Company Limited	0.25	0.01
		Edelweiss Housing Finance Limited	-	0.28
		Edelweiss Retail Finance Limited	0.14	0.04
		Edelweiss Multi Strategy Fund Advisors LLP	-	1.25
72	Advances recoverable in cash or in kind on account of gratuity from	Edelweiss Financial Services Limited	2.43	-
		Edelweiss Rural & Corporate Services Limited (Formerly Edelweiss Commodities Services Limited) (refer note 4)	0.30	0.49
		ECL Finance Limited*	-	0.01
		Edelweiss Finance & Investments Limited	-	0.05
		EC Commodity Limited	0.01	-
		Ecap Equities Limited	0.01	-

* Amount is less than ₹ 0.01 million


Note - 1 : The Intra group company loans are generally in the nature of revolving demand loans. Loan given/taken to/from parties, credited/debited for equity segment and margin money placed/refund received with/from related parties are disclosed based on the maximum incremental amount given/taken and placed/refund received during the reporting period.

Note - 2 : Information relating to remuneration paid to key managerial person mentioned above excludes provision made for gratuity, leave encashment and deferred bonus which are provided for group of employees on an overall basis. These are included on cash basis. The variable compensation included herein is on cash basis.

Note - 3 : Loan received from holding company / fellow subsidiary companies and loan given to subsidiary companies are for the general corporate business.

Note - 4 : Edel Commodities Limited and EFSL Trading Limited was merged into EFSL Comtrade Limited vide Order of National Company Law Tribunal at Hyderabad. Further With effect from the Appointed Date i.e. 01 August 2018, EFSL Comtrade Limited, Edelweiss Business Services Limited, Edelweiss Agri Value Chain Limited, Edelweiss Capital Markets Limited and Edelweiss Fund Advisors Limited have been merged into Edelweiss Rural & Corporate Services Limited (Formerly Edelweiss Commodities Services Ltd). Hence all related party transactions transacted during the year and the outstanding balances thereof, as at the end of the year relating to the Merged are considered to be transacted with Edelweiss Rural & Corporate Services Limited and disclosed accordingly.

Note - 5 : Edelweiss Multi Strategy Private Limited have been merged into Edelweiss Asset Management Limited. Hence all related party transactions transacted during the year and the outstanding balances thereof, as at the end of the year relating to the Merged are considered to be transacted with Edelweiss Asset Management Limited and disclosed accordingly.



Edelweiss Securities Limited

Notes to the financial statements (Continued)

(Currency : Indian rupees in millions)

2.40 Capital management

The primary objectives of the Company's capital management policy are to ensure that the Group complies with externally imposed capital requirements and maintains strong credit ratings and healthy capital ratios in order to support its business and to maximise shareholder value.

The Company manages its capital structure and makes adjustments to it according to changes in economic conditions and the risk characteristics of its activities. In order to maintain or adjust the capital structure, the Company may adjust the amount of dividend payment to shareholders, return capital to shareholders or issue capital securities. No changes have been made to the objectives, policies and processes from the previous years. However, they are under constant review by the Board.

In addition to above, the Company is required to maintain minimum networth as prescribed by various regulatory authorities. The management ensures that this is complied.

2.41 Fair Values of Financial Instruments

The following table shows an analysis of financial instruments recorded at fair value by level of the fair value hierarchy

Particulars	March 31, 2019			
	Level 1	Level 2	31 March 2019	Total
Assets measured at fair value on a recurring basis	-	-	-	-
Total derivative financial instruments (assets)	-	-	-	-
Stock-in-trade	-	-	-	-
Total stock-in-trade	-	-	-	-
Investments	-	-	-	-
Total investments measured at fair value	-	-	-	-
Total financial assets measured at fair value on a recurring basis	-	-	-	-

Particulars	March 31, 2019			
	Level 1	Level 2	Level 3	Total
Liabilities measured at fair value on a recurring basis -	-	-	-	-
Total derivative financial instruments (liabilities)	-	-	-	-
Financial liabilities designated at fair value through profit or loss -	-	-	-	-
Total financial liabilities designated at FVTPL	-	-	-	-
Total financial liabilities measured at fair value on a recurring basis	-	-	-	-

Particulars	March 31, 2018			
	Level 1	Level 2	Level 3	Total
Assets measured at fair value on a recurring basis	-	-	-	-
Total derivative financial instruments (assets)	-	-	-	-
Stock-in-trade	-	-	-	-
Total stock-in-trade	-	-	-	-
Investments	-	-	-	-
Mutual fund units	480.00	-	-	480.00
Equity instruments	4.31	-	-	4.31
Total investments measured at fair value	484.31	-	-	484.31
Total financial assets measured at fair value on a recurring basis	484.31	-	-	484.31

Particulars	March 31, 2018			
	Level 1	Level 2	Level 3	Total
Liabilities measured at fair value on a recurring basis -	-	-	-	-
Total derivative financial instruments (liabilities)	-	-	-	-
Financial liabilities designated at fair value through profit or loss -	-	-	-	-
Total financial liabilities designated at FVTPL	-	-	-	-
Total financial liabilities measured at fair value on a recurring basis	-	-	-	-

Particulars	April 01, 2017			
	Level 1	Level 2	Level 3	Total
Assets measured at fair value on a recurring basis	-	-	-	-
Total derivative financial instruments (assets)	-	-	-	-
Stock-in-trade	-	-	-	-
Equity instruments	11.15	-	-	11.15
Total stock-in-trade	11.15	-	-	11.15
Investments	-	-	-	-
Total investments measured at fair value	-	-	-	-
Total financial assets measured at fair value on a recurring basis	11.15	-	-	11.15

Particulars	April 01, 2017			
	Level 1	Level 2	Level 3	Total
Liabilities measured at fair value on a recurring basis -	-	-	-	-
Total derivative financial instruments (liabilities)	-	-	-	-
Financial liabilities designated at fair value through profit or loss -	-	-	-	-
Total financial liabilities designated at FVTPL	-	-	-	-
Preference shares FV - Group co.	-	-	-	-
Total financial liabilities measured at fair value on a recurring basis	-	-	-	-



Edelweiss Securities Limited

Notes to the financial statements (Continued)

for the year ended 31 March 2019

(Currency: Indian rupees in millions)

2.42 Foreign currency transactions

The Company has undertaken the following transactions in foreign currency during the year.

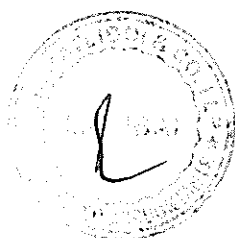
	For the year ended 31 March 2019	For the year ended 31 March 2018
Expenditure incurred in foreign currency (on accrual basis)		
Communication	30.35	17.78
Membership & subscription charges	4.60	5.78
Seminar & conference expenses	4.04	2.56
Computer software	18.02	10.58
Travel	10.55	9.53
Professional fees	121.61	41.43
Compensation to clients	-	13.60
Commission & Brokerage expenses	2.84	1.22
Other expenses	7.53	2.36
Total	199.53	104.83
Income earned in foreign currency (on accrual basis)		
Research fee income	91.70	58.49
Referral fees income	7.16	-
Total	98.87	58.49

2.43 Cost sharing

Edelweiss Financial Services Limited, being the holding company along with fellow subsidiaries incurs expenditure like Group mediclaim, insurance, rent, electricity charges etc. which is for the common benefit of itself and its certain subsidiaries, fellow subsidiaries including the Company. This cost so expended is reimbursed by the Company on the basis of number of employees, actual identifications etc. On the same lines, branch running costs expended (if any) by the Company for the benefit of fellow subsidiaries is recovered by the Company. Accordingly, and as identified by the management, the expenditure heads in note 2.31 include reimbursements paid and are net of reimbursements received based on the management's best estimate.

2.44 Employee Stock Option Plans

The Holding Company (Edelweiss Financial Services Limited ("EFSL")) has Employee Stock Option Plans in force. Based on such ESOP schemes, parent entity has granted an ESOP option to acquire equity shares of EFSL that would vest in a graded manner to Company's employees. Based on group policy / arrangement, EFSL has charged the fair value of such stock options, Company has accepted such cross charge and recognised the same under the employee cost.



Edelweiss Securities Limited

Notes to the financial statements (*Continued*)

for the year ended 31 March 2019

(Currency: Indian rupees in millions)

2.45 Risk Management framework:-

a) Regulatory controls

Introduction and risk profile

The Company's overall objective is to manage its broking business, and the associated risks, (such as credit risk, liquidity risk, market risk, operational risk etc.) in a manner that balances serving the interests of its customers and investors and protects the safety and soundness of the Company.

The Company is regulated by SEBI & respective exchanges with special focus on trade execution & clearing, client fund/security management, exchange & client reporting etc. The Company strives for continual improvement through efforts to enhance systemic & manual controls, ongoing employee training and development and other measures.

Risk Management Structure

The company has a well-defined risk management process framework for risk identification, assessment and control in order to effectively manage risks associated with the various business activities. The risk function is monitored primarily by the business risk group. At the Group level, there is a 'Global Risk Group' which is responsible for managing the risks arising out of various business activities at a central level.

The Company's multi-level risk management process ensures that the margin monitoring processes withstand market volatility. As a result, the Company follows strict margin call process and limits are set and monitored on an ongoing basis.

The Company's board of directors have overall responsibility for the establishment and oversight of the Company's risk management framework. They are assisted in its oversight role by internal audit. Internal audit undertakes both regular and adhoc reviews of risk management controls and procedures, the results of which are reported to the audit committee.

Risk mitigation and risk culture

The Company's business processes ensure complete independence of functions and a segregation of responsibilities. Client introduction, client on-boarding, credit control processes, centralised operations unit, independent internal auditors for checking compliance with the prescribed policies/processes at each transaction level are all segregated. The Company's risk management processes and policies allow layers of multiple checks and verifications.

b) Approach to capital management

The primary objectives of the Company's capital management policy are to ensure that it complies with externally imposed capital requirements (as detailed below) whilst maximising value to investors.

Company complies with the rules laid down by the regulator and the Exchanges. The net-worth as defined by I. C. Gupta Committee is maintained at all point in time to ensure shareholder's interest is protected.



Edelweiss Securities Limited

Notes to the financial statements (Continued)

for the year ended 31 March 2019

(Currency: Indian rupees in millions)

2.45 Risk Management framework:-

b) Approach to capital management (Continued)

Table LC Gupta

Particulars	As at March 31, 2019	As at March 31, 2018	As at March 31, 2017
Share holders fund + Reserve – Intangible assets (net-worth)	3,764.07	4,419.49	4,361.74
L.C. Gupta Net-worth	563.13	495.35	624.69

2.46 Provident Fund

The Supreme Court has recently, delivered its ruling on the composition of basic wages for the purposes of deduction and contribution to the Employees Provident and Pension funds. The company, in the interest of its employees, awaits clarity on the complexities revolving around the application of the said order, the ambiguity reflected by the divergent views of legal experts and the response/direction from the authorities, including on representations made by an industry association in this regard.

2.47 Credit risk



Credit risk arises when a customer or counterparty does not meet its obligations under a customer contract or financial instrument, leading to a financial loss. The Company is exposed to credit risk from its operating activities primarily trade receivables. Company has no significant concentration of credit risk with any counterparty.

The Company's management policy is to closely monitor creditworthiness of counterparties by reviewing their credit ratings, financial statements and press release on regular basis.

The Company's financial assets are subject to the expected credit loss model are only short-term trade and other receivables. All trade receivables are expected to be collected in less than twelve months. Company applies the expected credit loss model for all financial assets and simplified approach for trade receivables for recognition of impairment loss. Expected credit loss allowance based o simplified approach in respect of receivables is computed based on a provision matrix which takes into account historical credit loss experience.

Reconciliation of impairment allowance on trade receivables:

Impairment allowance measured as per simplified approach	INR in million
Impairment allowance as on 1 April 2017	68.08
Addition/ (Reduction) during the year	(8.42)
Impairment allowance as on 31 March 2018	59.65
Addition/ (Reduction) during the year	(22.55)
Impairment allowance as on 31 March 2019	37.11



Edelweiss Securities Limited

Notes to the financial statements (Continued)

for the year ended 31 March 2019

(Currency: Indian rupees in millions)

2.47 Credit risk (Continued)

Trade Receivables Aging and Expected Credit loss (ECL):

Year ended	Days past due	1-90days	91-180 days	181- 360 days	more than 360 days	Total
31-Mar-19	ECL rate	0.09%	41.01%	86.27%	99.75%	0.43%
	Gross	8,657.64	9.99	0.66	24.92	8,693.21
	ECL	(7.58)	(4.10)	(0.57)	(24.86)	(37.11)
	Net	8,650.06	5.89	0.09	0.06	8,656.10
31-Mar-18	Gross	340.33	47.33	0.89	32.61	421.06
	ECL (Refer Note)	(4.77)	(21.65)	(0.69)	(32.55)	(59.65)
	Net	335.56	25.58	0.20	0.06	361.40
01-Apr-17	Gross	1496.67	8.32	30.22	29.44	1,564.65
	ECL (Refer Note)	(6.00)	(3.82)	(28.83)	(29.43)	(68.08)
	Net	1,490.67	4.49	1.39	0.01	1,496.57

Note: While calibrating matrix, the Company has never experienced any historical credit loss on receivables within the Group entities. Company has adequate collateral against these receivables, hence, these receivables does not have any credit risk, thus no credit loss.

Market risks

Risk which can affect the Company's income or the value of its holdings of financial instruments due to adverse movements in market prices of instrument due to price risk.

Price risk is the risk that the fair value or future cash flows of a financial instrument will fluctuate because of changes in the level of individual investment in prices of financial instruments.

The Company's exposure to price risk arises from investments held in Mutual fund units, which are classified in the balance sheet at fair value through profit or loss. To manage its price risk arising from such investments, the Company diversifies its portfolio.

Refer note 2.47 on total market risk exposure

Refer note 2.48 on industry analysis – risk concentration

Refer note 2.49 on collateral held and other credit enhancement

Refer note 2.50 on market risk

Liquidity Risk:

Liquidity risk is defined as the risk that the Company will encounter difficulty in meeting obligations associated with financial liabilities that are settled by delivering cash or another financial asset. Exposure to liquidity risk arises because of the possibility that the Company could be required to pay its trade payables earlier than expected.

The Company's policy is to satisfy redemption requests by the following means (in decreasing order of priority):

- Withdrawal of cash deposits
- Either disposal of other assets or increase of leverage

Refer note 2.51 on contractual maturity analysis of assets and liabilities.

Refer note 2.52 on liquidity reserve

Refer note 2.53 on financial assets to support future funding



Edelweiss Securities Limited

Notes to the financial statements (Continued)

(Currency : Indian rupees in millions)

2.47 Total market risk exposure

Particulars	March 31, 2019		March 31, 2018		April 01, 2017 (i.e. March 31, 2017)	
	Carrying amount	Traded risk	Carrying amount	Traded risk	Carrying amount	Traded risk
Assets						
Cash and cashequivalent and otherbank balances	5,834.99	-	5,361.81	-	14,469.22	-
Stock-in-trade	0.13	-	0.13	-	0.13	-
Trade receivables	8,656.10	-	361.40	-	1,496.57	-
Financial investments- FV	-	-	484.31	-	11.15	-
Financial investments- Amortised cost	1,110.41	-	1,007.48	-	941.34	-
Other financial assets	586.14	-	1,456.97	-	187.47	-
Total	16,287.77	-	8,672.10	-	17,105.88	-
Liability						
Borrowings (other than Debt Securities)	5,234.95	-	3,985.32	-	13,366.01	-
Trade payables	1,536.61	-	1,943.80	-	1,068.17	-
Other liabilities	8,569.65	-	1,889.56	-	2,190.44	-
Total	15,341.21	-	7,818.68	-	16,624.62	-



Edelweiss Securities Limited

Notes to the financial statements (Continued)

(Currency : Indian rupees in millions)

Analysis of risk concentration

2.48 Industry analysis - Risk concentration for March 31, 2019

The following table shows the risk concentration by industry for the components of the balance sheet.

Particulars	Financial services	Total
Financial assets		
Cash and cash equivalent and other bank balances	5,834.99	5,834.99
Stock in trade	0.13	0.13
Investments	-	-
Other financial assets	686.14	686.14
Trade and other receivables	8,656.10	8,656.10
	15,177.37	15,177.37
Other Commitments	-	-
Total	15,177.37	15,177.37

Industry analysis - Risk concentration for March 31, 2018

Particulars	Financial services	Total
Financial assets		
Cash and cash equivalent and other bank balances	5,361.81	5,361.81
Stock in trade	0.13	0.13
Investments	484.31	484.31
Other financial assets	1,456.97	1,456.97
Trade and other receivables	361.40	361.40
	7,664.62	7,664.62
Other Commitments	-	-
Total	7,664.62	7,664.62

Industry analysis - Risk concentration for April 01, 2017 (i.e. March 31, 2017)

Particulars	Financial services	Total
Financial assets		
Cash and cash equivalent and other bank balances	14,469.22	14,469.22
Stock in trade	0.13	0.13
Investments	11.15	11.15
Other financial assets	187.47	187.47
Trade and other receivables	1,496.57	1,496.57
	16,164.54	16,164.54
Other Commitments	-	-
Total	16,164.54	16,164.54



Edelweiss Securities Limited

Notes to the financial statements (Continued)

(Currency : Indian rupees in millions)

2.49 Collateral held and other credit enhancements

The tables on the following pages show the maximum exposure to credit risk by class of financial asset. They also shows the total fair value of collateral, any surplus collateral (the extent to which the fair value of collateral held is greater than the exposure to which it relates), and the net exposure to credit risk.

	<u>Maximum exposure to credit risk (carrying amount before ECL)</u>	<u>Principal type of collateral</u>
March 31, 2019		
Financial assets		
Loans	0.31	
Trade receivables	8,693.21	Securities & Bank guarantees
Other financial assets	685.83	Securities
Investments in Preference shares at amortized cost	1,110.41	
Total financial assets at amortised cost	10,489.76	
Total financial instruments at fair value through profit or loss	-	
Total debt instruments at fair value through OCI	-	
	10,489.76	
Other commitments (max exposure)	-	
Total	10,489.76	

	<u>Maximum exposure to credit risk (carrying amount before ECL)</u>	<u>Principal type of collateral</u>
March 31, 2018		
Financial assets		
Loans	0.75	
Trade receivables	421.05	Securities, Fixed deposits and Bank guarantees
Other financial assets	1,456.22	Securities
Investments in Preference shares at amortized cost	1,007.48	
Total financial assets at amortised cost	2,885.50	
	2,885.50	
Loan commitments	-	
Financial guarantee contracts	-	
Other commitments (max exposure)	-	
Total	2,885.50	

	<u>Maximum exposure to credit risk (carrying amount before ECL)</u>	<u>Principal type of collateral</u>
April 01, 2017 (i.e. March 31, 2017)		
Financial assets		
Loans	4.44	
Trade receivables	1,564.65	Securities, Fixed deposits and Bank guarantees
Other financial assets	187.47	Securities
Investments in Preference shares at amortized cost	941.34	
Total financial assets at amortised cost	2,697.89	
Total financial instruments at fair value through profit or loss	-	
Total debt instruments at fair value through OCI	-	
	2,697.89	
Loan commitments	-	
Financial guarantee contracts	-	
Other commitments (max exposure)	-	
Total	2,697.89	



Edelweiss Securities Limited**Notes to the financial statements (Continued)**

(Currency : Indian rupees in millions)

2.50 Market risk**(i) Equity price risk**

Equity price risk is the risk that the fair value or future cash flows of a financial instrument will fluctuate because of changes in the level of individual investment in equity share prices.

2018-19						
Impact on	Increase in equity price (%)	Effect on profit before tax	Effect on Equity	Decrease in equity price (%)	Effect on profit before tax	Effect on Equity
Equity	5	-	-	5	-	-

2017-18						
Impact on	Increase in equity price (%)	Effect on profit before tax	Effect on Equity	Decrease in equity price (%)	Effect on profit before tax	Effect on Equity
Equity	5	0.02	-	5	(0.02)	-

(ii) Other price risk

Other price risk is the risk that the fair value or future cash flows of a financial instrument will fluctuate because of changes in the

2018-19						
Impact on	Increase in price (%)	Effect on profit before tax	Effect on Equity	Decrease in price (%)	Effect on profit before tax	Effect on Equity
Mutual Fund	5	-	-	5	-	-

2017-18						
Impact on	Increase in price (%)	Effect on profit before tax	Effect on Equity	Decrease in price (%)	Effect on profit before tax	Effect on Equity
Mutual Fund	5	2.40	-	5	(2.40)	-



2.51 Analysis of non-derivative financial liabilities by remaining contractual maturities

The table below summarises the maturity profile of the Group's non-derivative financial liabilities as at 31 March.

Repayments which are subject to notice are treated as if notice were to be given immediately. However, the Group expects that the counterparties will not request repayment on the earliest date it could be required to pay.

As at 31 March 2019	On demand	1 to 14 days	15 days to 1 month	1 month to 2 months	2 months to 3 months	3 months to 6 months	6 months to 1 year	1 year to 3 years	3 years to 5 years	Over 5 years	Total
Trade payables	-	1,536.61	-	-	-	-	-	-	-	-	1,536.61
Borrowings (other than debt securities)	5,234.95	-	-	-	-	-	-	-	-	-	5,234.95
Other financial liabilities	8,567.66	-	-	2.00	-	-	-	-	-	-	8,569.65
Total undiscounted non-derivative financial liabilities	13,802.60	1,536.61	-	2.00	-	-	-	-	-	-	15,341.21

As at 31 March 2018	On demand	1 to 14 days	15 days to 1 month	1 month to 2 months	2 months to 3 months	3 months to 6 months	6 months to 1 year	1 year to 3 years	3 years to 5 years	Over 5 years	Total
Trade payables	-	1,943.81	-	-	-	-	-	-	-	-	1,943.81
Borrowings (other than debt securities)	3,985.32	-	-	-	-	-	-	-	-	-	3,985.32
Other financial liabilities	401.82	-	-	1,487.74	-	-	-	-	-	-	1,889.56
Total undiscounted non-derivative financial liabilities	4,387.14	1,943.81	-	1,487.74	-	-	-	-	-	-	7,818.69

As at 1 April 2017 (i.e. 31-Mar-2017)	On demand	1 to 14 days	15 days to 1 month	1 month to 2 months	2 months to 3 months	3 months to 6 months	6 months to 1 year	1 year to 3 years	3 years to 5 years	Over 5 years	Total
Trade payables	-	1,068.17	-	-	-	-	-	-	-	-	1,068.17
Borrowings (other than debt securities)	13,322.58	-	-	-	-	-	-	-	-	-	13,322.58
Subordinated financial liabilities	43.43	-	-	-	-	-	-	-	-	-	43.43
Other financial liabilities	2,177.20	-	-	13.24	-	-	-	-	-	-	2,190.44
Total undiscounted non-derivative financial liabilities	15,543.21	1,068.17	-	13.24	-	-	-	-	-	-	16,624.63

Analysis of non-derivative financial assets by remaining contractual maturities

The table below summarises the maturity profile of the Group's non-derivative financial assets as at 31 March.

As at 31 March 2019	On demand	1 to 14 days	15 days to 1 month	1 month to 2 months	2 months to 3 months	3 months to 6 months	6 months to 1 year	1 year to 3 years	3 years to 5 years	Over 5 years	Total
Cash and cash equivalent and other bank balances	5,834.99	-	-	-	-	-	-	-	-	-	5,834.99
Stock-in-trade	0.13	-	-	-	-	-	-	-	-	-	0.13
Trade receivables	-	8,656.10	-	-	-	-	-	-	-	-	8,656.10
Investments at amortised cost	1,110.41	-	-	-	-	-	-	-	-	-	1,110.41
Other financial assets	32.26	604.05	-	-	-	-	0.31	49.51	-	-	686.14
Total	6,977.79	9,260.15	-	-	-	-	0.31	49.51	-	-	16,287.77

As at 31 March 2018	On demand	1 to 14 days	15 days to 1 month	1 month to 2 months	2 months to 3 months	3 months to 6 months	6 months to 1 year	1 year to 3 years	3 years to 5 years	Over 5 years	Total
Cash and cash equivalent and other bank balances	5,361.81	-	-	-	-	-	-	-	-	-	5,361.81
Stock-in-trade	0.13	-	-	-	-	-	-	-	-	-	0.13
Trade receivables	-	361.40	-	-	-	-	-	-	-	-	361.40
Investments at FV	484.31	-	-	-	-	-	-	-	-	-	484.31
Investments at amortised cost - Group co.	1,007.48	-	-	-	-	-	-	-	-	-	1,007.48
Other financial assets	25.47	1,393.96	-	-	-	-	0.75	36.79	-	-	1,456.97
Total	6,879.21	1,755.36	-	-	-	-	0.75	36.79	-	-	8,672.10

As at 1 April 2017 (i.e. 31-Mar-2017)	On demand	1 to 14 days	15 days to 1 month	1 month to 2 months	2 months to 3 months	3 months to 6 months	6 months to 1 year	1 year to 3 years	3 years to 5 years	Over 5 years	Total
Cash and cash equivalent and other bank balances	14,469.22	-	-	-	-	-	-	-	-	-	14,469.22
Stock-in-trade	0.13	-	-	-	-	-	-	-	-	-	0.13
Trade receivables	-	1,496.57	-	-	-	-	-	-	-	-	1,496.57
Investments at FV	11.15	-	-	-	-	-	-	-	-	-	11.15
Investments at amortised cost - Group co.	941.34	-	-	-	-	-	-	-	-	-	941.34
Other financial assets	25.46	50.17	-	-	-	-	4.44	107.39	-	-	187.47
Total	15,447.30	1,546.75	-	-	-	-	4.44	107.39	-	-	17,105.88



Edelweiss Securities Limited

Notes to the financial statements (Continued)

(Currency : Indian rupees in millions)

2.52 Liquidity reserve

	March 31, 2019		March 31, 2018		April 01, 2017 (i.e. March 31, 2017)	
	Carrying value	Fair value	Carrying value	Fair value	Carrying value	Fair value
Cash and cash equivalent	635.35	635.35	240.38	240.38	2,570.43	2,570.43
Bank Balance	5,199.64	5,199.64	5,121.43	5,121.43	11,898.79	11,898.79
Total Liquidity reserves	5,834.99	5,834.99	5,361.81	5,361.81	14,469.22	14,469.22

Apart from the above mentioned assets, the company also has undrawn loan commitments amounting to ₹ 5,737.32 millions as on March 31, 2019 (as on March 31, 2018: ₹ 5,508.19 millions, as on April 01, 2017: ₹ 4,655.38 millions).



Edelweiss Securities Limited

Notes to the financial statements (Continued)

(Currency : Indian rupees in millions)

2.53 Financial assets available to support future funding

Following table sets out availability of Group financial assets to support funding


March 31, 2019	Pledge as collateral	Contractually/ legally restricted assets ¹	Available as collateral	others ²	Total carrying amount
Cash and cash equivalent including bank balance	5,159.26	-	675.73	-	5,834.99
Stock in trade	-	-	0.13	-	0.13
Trade receivables	-	-	8,656.10	-	8,656.10
Receivable from Exchange	-	604.05	-	-	604.05
loans & advances	-	-	0.31	-	0.31
Deposits	81.78	-	-	-	81.78
Investments at amortised cost	-	-	1,110.41	-	1,110.41
Investments at cost	-	-	1,778.48	-	1,778.48
Tax	-	849.00	-	-	849.00
Fixed assets - Tangible	-	-	261.73	-	261.73
Fixed assets - Intangible	-	36.63	-	-	36.63
Capital work in progress	-	-	21.43	-	21.43
Other non financial assets	-	-	86.99	-	86.99
Total assets	5,241.03	1,489.69	12,591.32	-	19,322.04

March 31, 2018	Pledge as collateral	Contractually/ legally restricted assets ¹	Available as collateral	others ²	Total carrying amount
Cash and cash equivalent including bank balance	5,085.07	-	276.74	-	5,361.81
Stock in trade	-	-	0.13	-	0.13
Trade receivables	-	-	361.40	-	361.40
Receivable from Exchange	-	1,393.96	-	-	1,393.96
loans & advances	-	-	0.75	-	0.75
Deposits	62.25	-	-	-	62.25
Investments at FVOCI	-	-	484.31	-	484.31
Investments at amortised cost	-	-	1,007.48	-	1,007.48
Investments	-	-	2,068.62	-	2,068.62
Tax	-	1,469.73	-	-	1,469.73
Fixed assets - Tangible	-	-	265.96	-	265.96
Fixed assets - Intangible	-	43.70	-	-	43.70
Capital work in progress	-	-	0.73	-	0.73
Other non financial assets	-	-	70.79	-	70.79
Total assets	5,147.32	2,907.38	4,536.92	-	12,591.62

01-Apr-2017 (i.e.31-Mar-2017)	Pledge as collateral	Contractually/ legally restricted assets ¹	Available as collateral	others ²	Total carrying amount
Cash and cash equivalent including bank balance	11,867.88	-	2,601.35	-	14,469.22
Stock in trade	-	-	0.13	-	0.13
Trade receivables	-	-	1,496.57	-	1,496.57
Receivables from Exchanges	-	50.17	-	-	50.17
loans & advances	-	-	4.44	-	4.44
Deposits	132.86	-	-	-	132.86
Investments at FVOCI	-	-	11.15	-	11.15
Investments at amortised cost	-	-	941.34	-	941.34
Investments	-	-	2,008.61	-	2,008.61
Tax	-	1,716.07	-	-	1,716.07
Fixed assets - Tangible	-	-	321.31	-	321.31
Fixed assets - Intangible	-	10.60	-	-	10.60
Capital work in progress	-	-	26.95	-	26.95
Other non financial assets	-	-	114.47	-	114.47
Total assets	12,000.73	1,776.85	7,526.31	-	21,303.89

1. Represents assets which are not pledged and Group believes it is restricted from using to secure funding for legal or contractual or other reason

2. Represents assets which are not restricted for use as collateral, but that the group would not consider readily available to secure funding in the normal course of business



Edelweiss Securities Limited

Notes to the financial statements (*Continued*)

for the year ended 31 March 2019

(Currency: Indian rupees in millions)

2.54 First-time adoption

These financial statements, for the year ended 31 March 2019, are the first annual financial statements the Company has prepared in accordance with Ind AS. For periods up to and including the year ended 31 March 2018, the Company prepared its financial statements in accordance with accounting standards notified under section 133 of the Companies Act 2013, read together with paragraph 7 of the Companies (Accounts) Rules, 2014 (Indian GAAP or previous GAAP).

Accordingly, the Company has prepared financial statements which comply with Ind AS applicable for periods ending on 31 March 2019, together with the comparative period data as at and for the year ended 31 March 2018, as described in the summary of significant accounting policies. In preparing these financial statements, the Company's opening balance sheet was prepared as at 1 April 2017, the Company's date of transition to Ind AS. This note explains the principal adjustments made by the Company in restating its Indian GAAP financial statements, including the balance sheet as at 1 April 2017 and the financial statements as at and for the year ended 31 March 2018

Exemptions applied

The Company has prepared the opening balance sheet as per Ind AS as of 1 April 2017 (the transition date) by recognising all assets and liabilities whose recognition is required by Ind AS, not recognising items of assets or liabilities which are not permitted by Ind AS, by reclassifying items from previous GAAP to Ind AS as required under Ind AS, and applying Ind AS in measurement of recognised assets and liabilities. However, this principle is subject to the certain exception and certain optional exemptions availed by the Company as detailed below.

De-recognition of financial assets and liabilities:

The Group has applied the derecognition requirements of financial assets and financial liabilities prospectively for transactions occurring on or after 1 April 2017 (the transition date).

Impairment of financial assets:

The Company has applied the impairment requirements of Ind AS 109 retrospectively; however, as permitted by Ind AS 101, it has used reasonable and supportable information that is available without undue cost or effort to determine the credit risk at the date that financial instruments were initially recognised in order to compare it with the credit risk at the transition date. Further, the Company has not undertaken an exhaustive search for information when determining, at the date of transition to Ind ASs, whether there have been significant increases in credit risk since initial recognition, as permitted by Ind AS 101

Past business combinations:

The Company has elected not to apply Ind AS 103 Business Combinations retrospectively to past business combinations that occurred before the transition date of 1 April 2017.

Deemed cost for property, plant and equipment, investment property, and intangible assets:

The Company has elected to continue with the carrying value of all of its plant and equipment, investment property, and intangible assets recognised as of 1 April 2017 (transition date) measured as per the previous GAAP and use that carrying value as its deemed cost as of the transition date.

Share based Payments:

The Group has applied the requirements of Ind AS 102 Share-based payment to equity instruments that are unvested as of the transition to Ind AS (1 April 2017)

Determining whether an arrangement contains a lease:

The Company has applied Appendix C of Ind AS 17 Determining whether an Arrangement contains a Lease to determine whether an arrangement existing at the transition date contains a lease on the basis of facts and circumstances existing at that date.

Classification and measurement of financial assets:

The Company has classified and measured the financial assets on the basis of facts and circumstances that exist at the date of transition to Ind AS.

The reconciliations of equity and total Comprehensive income in accordance with Previous GAAP to Ind AS are explained below.



Edelweiss Securities Limited

Notes to the financial statements (Continued)

for the year ended 31 March 2019

(Currency: Indian rupees in millions)

2.54 First-time adoption (Continued)

Reconciliation of Equity as at:

Particulars	As at March 31, 2018	As at April 01, 2017
Net-worth as reported under Indian GAAP	4,530.04	4,726.84
Ind AS adjustments increasing / (decreasing) equity as reported under Indian GAAP:		
Preference shares investment amortisation	(442.52)	(758.66)
Preference shares issued amortisation	-	(43.43)
Fair valuation of non-current investments (quoted)	3.56	10.40
Expected credit loss allowance on trade receivables	3.10	11.55
Goodwill impairment	-	(1.40)
Tax adjustment on above items	369.65	427.05
Total effect of transition to Ind AS	(66.21)	(354.49)
Equity as per Ind AS	4,463.83	4,372.35

Reconciliation of total comprehensive income for the year ended March 31, 2018.

Particulars	For the year ended March 31, 2018
Net profit after tax as reported under Indian GAAP	365.11
Ind AS adjustments increasing / (decreasing) equity as reported under Indian GAAP:	
Preference shares investment amortisation	100.19
Preference shares issued amortisation	(5.50)
Fair valuation of equity investments (quoted)	(6.84)
Expected credit loss provision on trade receivables	(8.45)
Goodwill adjustments (impairment)	1.40
Fair valuation of employee stock options	(12.34)
Remeasurement of defined benefit plans (actuarial gains / losses)	9.12
Tax adjustment on above items	5.10
Total effect of transition to Ind AS	82.67
Other Comprehensive Income for the year (net of tax) - Items that will NOT be reclassified to profit or loss	(9.12)
Total Comprehensive Income as per Ind AS	438.66

Reference notes to reconciliation of Equity and profit & Loss

Remeasurements of post-employment benefit obligations

Both under Indian GAAP and Ind AS, the Company recognised costs related to its post-employment defined benefit plan on an actuarial basis. Under Indian GAAP, the entire cost, including actuarial gains and losses, are charged to profit or loss. Under Ind AS, remeasurements comprising of actuarial gains and losses, the effect of the asset ceiling, excluding amounts included in net interest on the net defined benefit liability and the return on plan assets excluding amounts included in net interest on the net defined benefit liability] are recognised immediately in the balance sheet with a corresponding debit or credit to retained earnings through OCI. Thus the employee benefit cost is reduced by ₹ 43,901 and Remeasurement gains/ losses on defined benefit plans has been recognised in the OCI net of tax.

Share Based Payment

Under the previous GAAP, the cost of ESOPs were recognised using the intrinsic value method. Under Ind AS, the cost of equity settled share-based plan is recognised based on the fair value of the options as at the grant date.



Edelweiss Securities Limited

Notes to the financial statements (Continued)

for the year ended 31 March 2019

(Currency: Indian rupees in millions)

2.54 First-time adoption (Continued)

Trade receivables

Under Previous GAAP the Company has created provision for impairment of receivables based on incurred losses where as under Ind AS, Impairment allowance has been determined based on Expected credit loss model (ECL).

Effective interest rate (EIR)

Under previous GAAP, Loan Processing fees charged to customer was recognised upfront in Statement of profit and loss while under Ind AS, such fees are included in initial recognition amount of financial assets.

Under previous GAAP, transaction cost on borrowings were charged to Statement of profit and loss upfront while under Ind AS, such cost are included in initial recognition amount of financial liability and is amortised over the tenure of the borrowings.

Deferred tax

Indian GAAP requires deferred tax accounting using the statement of profit and loss approach, which focuses on differences between taxable profits and accounting profits for the period. Ind AS 12 requires entities to account for deferred taxes using the balance sheet approach, which focuses on temporary differences between the carrying amount of an asset or liability in the balance sheet and its tax base. The application of Ind AS 12 approach has resulted in recognition of deferred tax on new temporary differences which was not required under Indian GAAP

Valuation of investments/securities held for trading:

Under Previous GAAP Investments in Shares, Debentures, Mutual fund units, Govt Securities and securities receipts were classified in Current Investment, Securities held for trading and long term investment based on intent of holding period and realisability Long-term investments were carried at cost less provision for other than temporary decline in the value of such investments. Current investments and Stock in trade were carried at lower of cost and market value. Under Ind AS, these investments, other than investments in Preference shares, are measured at fair value. The investment in Preference shares is measured at amortised cost.

2.55 Details of dues to micro and small enterprises

Trade Payables includes ₹ Nil (Previous year: ₹ 0.03 million) payable to "Suppliers" registered under the Micro, Small and Medium Enterprises Development Act, 2006. No interest has been paid / is payable by the Company during the year to "Suppliers" registered under this Act. The afore mentioned is based on the responses received by the Company to its inquiries with suppliers with regard to applicability under the said Act.

2.56 Margin received from clients

Particulars	As at March 31, 2019	As at March 31, 2018	As at March 31, 2017
Cash margin	1.13	2.30	734.72
Non-cash margin			
- Securities*	293.54	549.48	617.86
- Fixed deposits	-	9.00	25.50
- Bank guarantees	7.00	7.00	15.00
Total non-cash margin	300.54	565.48	658.36
Total margin received	301.67	567.78	1,393.08

*Securities received as non-cash margin from clients as collateral are held in the Company's client Demat account.

2.57 Brokerage income is disclosed net of related stock exchange expenses ₹ 442.95 million (previous year 382.09 million).

Edelweiss Securities Limited

Notes to the financial statements (Continued)

for the year ended 31 March 2019

(Currency: Indian rupees in millions)

2.58 Corporate Social Responsibility (CSR)

	For the year ended March 31, 2019	For the year ended March 31, 2018
Gross amount required to be spent by the Company as per the provisions of section 135 of Companies Act, 2013	5.49	4.36
Amount spent (paid in cash)		
i) Construction / acquisition of any assets	-	-
ii) On purpose other than (i) above	2.50	1.57
Amount spent (yet to be paid in cash)		
i) Construction / acquisition of any assets	-	-
ii) On purpose other than (i) above	-	-
	2.50	1.57
Amount paid to EdelGive Foundation (refer note 2.39 related party disclosure)	2.50	1.52
paid to external parties	-	0.05
	2.50	1.57

2.59 The Company does not have any long-term contracts including derivative contracts for which there are any material foreseeable losses.

2.60 Previous year comparatives

Previous year's figures have been regrouped and rearranged wherever necessary to confirm to current year's presentation / classification.

Signature to notes forming on integral part of the financial statements.

For S. R. Batliboi & Co. LLP

Chartered Accountants

ICAI Firm Registration Number: 301003E/E300005

Shrawan Jalan

Partner

Membership No:102102



For and on behalf of the Board of Directors

Kanhaiyalal Agarwal

Executive Director

DIN :08185700

Sandesh Sawant

Chief Financial Officer

Atul Bapna

Executive Director

DIN :07376744

Pooja Doshi

Company Secretary

Mumbai
May 10, 2019

Mumbai
May 10, 2019

