

EW/Sec/2018/22

January 16, 2018

BSE Limited
P J Towers, Dalal Street,
Fort, Mumbai - 400 001.

Dear Sir,

Ref.:- Scrip Code:- 532922

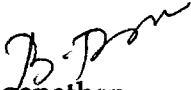
Sub.: Shareholding Pattern under Regulation 31 of SEBI (Listing Obligations and Disclosure Requirements) Regulations, 2015 for the quarter ended December 31, 2017

Pursuant to Regulation 31 of SEBI (Listing Obligations and Disclosure Requirements) Regulations, 2015, the Shareholding Pattern of the Company for the quarter ended December 31, 2017 is enclosed.

You are requested to take the above on record.

Thanking you,

For Edelweiss Financial Services Limited


B. Renganathan
Executive Vice President & Company Secretary

Encl: as above

Shareholding Pattern under Regulation 31 of SEBI (Listing Obligations and Disclosure Requirements) Regulations, 2015

1	Name of Listed Entity: Edelweiss Financial Services Limited
2	Scrip Code/Name of Scrip/Class of Security: BSE - 532922, NSE - EDELWEISS, Edelweiss Financial Services Limited, Equity Shares
3	Share Holding Pattern Filed under: Reg-31(1)(a)/Reg. 31(1)(b)/Reg-31(1)(c)- a. If under 31(1)(b) then indicate the report for Quarter ending December 31, 2017 b. If under 31(1)(c) then indicate date of allotment/extinguishment
4	Declaration: The Listed entity is required to submit the following declaration to the extent of submission of information:-

Particulars	Yes*	No*
1 Whether the Listed Entity has issued any partly paid up shares?		No
2 Whether the Listed Entity has issued any Convertible Securities or Warrants?		No
3 Whether the Listed Entity has any shares against which depository receipts are issued?		No
4 Whether the Listed Entity has any shares in locked-in?		No
5 Whether any shares held by promoters are pledge or otherwise encumbered?	Yes	

* If the Listed Entity selects the option 'No' for the questions above, the columns for the partly paid up shares, Outstanding Convertible Securities/Warrants, depository receipts, locked-in shares, No of shares pledged or otherwise encumbered by promoters, as applicable, shall not be displayed at the time of dissemination on the Stock Exchange website. Also wherever there is 'No' declared by Listed Entity in above table the values will be considered as 'Zero' by default on submission of the format of holding of specified securities.






Details of Shares which remain unclaimed may be given here along with details such as number of shareholders, outstanding shares held in demat/ unclaimed suspense account, voting rights which are frozen etc. (Kindly start filing data from Row No - 3)	
No. of shareholders	No of Shares held
0	0



Edelweiss Financial Services Limited
Table III - Statement showing shareholding pattern of the Public shareholder

Category & Name of the Shareholders	PAN	No. of shareholders	No. of fully paid up equity shares held	No. of Partly paid-up equity shares held	No. of shares underlying Depository Receipts	Total nos. shares held (VII) = (IV)+(V)+(VI)	Shareholding % calculated as per SCRR, 1957 as % of (A+B+C)	Number of Voting Rights held in each class of securities			Total as a % of (A+B+C)	No. of Shares Underlying Outstanding convertible securities (including Warrants)	Shareholding, as a % assuming full conversion of convertible securities (as a percentage of diluted share capital)	Number of Shares pledged or otherwise encumbered		Number of equity shares held in dematerialised form	
								No. of Voting Rights	Class of Y	Total				(i)	(ii)		(iii)
(a)	(b)	(c)	(d)	(e)	(f)	(g)	(h)	(i)	(j)	(k)	(l)	(m)	(n)	(o)	(p)	(q)	
1. Institutions																	
Mutual Fund		12	3,82,17,196			3,82,17,196	4.1957%				3,82,17,196	4.1957%					3,82,17,196
Hdfc Trustee Company Ltd.																	
A/C Hdfc Mid.																	
Capopportunities Fund	AAATHB09A		1,45,03,200			1,45,03,200	1.5913%				1,45,03,200	1.5913%					1,45,03,200
DSP BLACKROCK SMALL AND VENTURE CAPITAL FUNDS	AAAJD0930B		1,13,27,638			1,13,27,638	1.2479%				1,13,27,638	1.2479%					1,13,27,638
(b)																	
Abanata Investment Funds		2	6,45,689			6,45,689	0.0708%				6,45,689	0.0708%					6,45,689
Foreign Venture Capital Investors																	
Foreign Portfolio Investor/foreign Institutional Investors		296	25,28,56,632			25,28,56,632	27.7405%				25,28,56,632	27.7405%					25,28,56,632
UTI	AAOCB9945B		2,34,52,620			2,34,52,620	2.5732%				2,34,52,620	2.5732%					2,34,52,620
Cira Private Equity Adh II Pte Ltd.	AAAGC68100		1,40,00,000			1,40,00,000	1.5361%				1,40,00,000	1.5361%					1,40,00,000
Baron Emerging Markets Fund	AAECG4651F		1,10,35,817			1,10,35,817	1.2108%				1,10,35,817	1.2108%					1,10,35,817
Amara Holdings Private Limited	AAAC27237L		1,10,00,000			1,10,00,000	1.2069%				1,10,00,000	1.2069%					1,10,00,000
Government Pension Fund	AAACN1554E		1,09,50,296			1,09,50,296	1.2015%				1,09,50,296	1.2015%					1,09,50,296
Global	AAACD3153G		1,05,38,642			1,05,38,642	1.1585%				1,05,38,642	1.1585%					1,05,38,642
Steadview Capital Mauritius																	
Financial Institutions / Banks Insurance Companies		5	8,10,632			8,10,632	0.0889%				8,10,632	0.0889%					8,10,632
Provident Fund/ Pension Funds																	
Any Other [Specify]																	
(i)																	
Sub Total (i)(1)		255	29,25,06,149			29,25,06,149	32.0935%				29,25,06,149	32.0935%					29,25,06,149
Central Government/ State Government(s)/ President of India		1	11,717			11,717	0.0013%				11,717	0.0013%					11,717
Sub Total (i)(2)		1	11,717			11,717	0.0013%				11,717	0.0013%					11,717



Sl. No.	Category	Number of Shareholders	Shareholding (%)	Shareholding (No. of Shares)	Shareholding (Value)	Shareholding (%)	Shareholding (Value)	Shareholding (%)	Shareholding (Value)
3	Non Institutions								
(a)	I. Individual Shareholders holding nominal share capital up to Rs. 2 Lakhs.	1,84,225	6.8553%	6,24,80,232	6,24,80,232	6.8553%	6,24,80,232	6.8553%	6,24,80,232
	II. Individual Shareholders holding nominal share capital in excess of Rs. 2 Lakhs.	94	15.9850%	12,19,93,241	12,19,93,241	15.9850%	12,19,93,241	15.9850%	12,19,93,241
	Deepak Mitta			1,37,73,800	1,37,73,800	1.5112%	1,37,73,800	1.5112%	1,37,73,800
	AHRPM413R			1,04,88,310	1,04,88,310	1.1508%	1,04,88,310	1.1508%	1,04,88,310
	AKPK6448F			1,04,14,612	1,04,14,612	1.1427%	1,04,14,612	1.1427%	1,04,14,612
	VIKAS VIJAYKUMAR KHEMAN.			1,00,00,000	1,00,00,000	1.0972%	1,00,00,000	1.0972%	1,00,00,000
	ADTR8739J								
	Jhunjhunwala Rakesh								
	Radheshyam								
	ACPP9449M								
(b)	NRFCs registered with RBI								
(c)	Employee Trusts								
(d)	Overseas Depositories (holding DPs)								
(e)	(i) Any Other (Specify)	9,937	9.0150%	9,21,45,893	9,21,45,893	9.0150%	9,21,45,893	9.0150%	9,21,45,893
	Trusts	9	0.0177%	1,61,441	1,61,441	0.0177%	1,61,441	0.0177%	1,61,441
	Foreign Nationals	3	0.0004%	9,509	9,509	0.0004%	9,509	0.0004%	9,509
	Minor/Undivided Family	5,613	0.3777%	39,96,535	39,96,535	0.3777%	39,96,535	0.3777%	39,96,535
	Foreign Companies	4	1.5008%	1,50,42,595	1,50,42,595	1.5008%	1,50,42,595	1.5008%	1,50,42,595
	BH SA			1,40,43,180	1,40,43,180	1.5008%	1,40,43,180	1.5008%	1,40,43,180
	Non Resident Indians (Non Resident)	684	0.2625%	29,92,079	29,92,079	0.2625%	29,92,079	0.2625%	29,92,079
	Non Resident Indians (Resident)	1,335	0.5798%	52,84,760	52,84,760	0.5798%	52,84,760	0.5798%	52,84,760
	Family Members	551	0.2006%	45,62,806	45,62,806	0.2006%	45,62,806	0.2006%	45,62,806
	Shareholders	922	2.7257%	2,72,57,798	2,72,57,798	2.7257%	2,72,57,798	2.7257%	2,72,57,798
	Sub Total (B)(1)	1,43,256	26.6419366%	26,64,19,366	26,64,19,366	26.6419366%	26,64,19,366	26.6419366%	26,64,19,366
	Total Public Shareholding (B)(2)	1,43,512	61.3473%	55,91,37,232	55,91,37,232	61.3473%	55,91,37,232	61.3473%	55,91,37,232

Details of the shareholders acting as persons in Concert including their Shareholding (No. and %) Details of Shares which remain unclaimed may be given here along with details such as number of shareholders, outstanding shares held in demat/unclaimed suspense account, voting rights which are frozen etc.


Note: (1) PAN would not be displayed on website of Stock Exchange(s)

(2) The above format needs to be disclosed along with the name of following persons: institutions/Non institutions holding more than 1% of total number of shares

(3) W.r.t. the information pertaining to Depository Receipts, the same may be disclosed in the respective columns to the extent information available and the balance to be disclosed as held by custodian

Details of the shareholders acting as persons in Concert including their Shareholding:
(Kindly start filing data from Row No - 3)


Name of shareholder	Name of PAC	No. of shares	Holding %
BIH SA		3,74,95,800	4.11
	PRIVATBANK IHAG ZURICH AG	10,00,000	0.11



Details of Shares which remain unclaimed may be given here along with details such as number of shareholders, outstanding shares held in demat/unclaimed suspense account, voting

(Kindly start filing data from Row No - 3)

No. of shareholders	No. of Shares
96	7690





Edelweiss Financial Services Limited
Table IV - Statement showing shareholding pattern of the Non Promoter- Non Public shareholder

Category	PAN	Nos. of shareholders	No. of fully paid up equity shares held	No. of equity shares held	No. of Depository Receipts	Total nos. shares held	Shareholding as a % of total no. of shares (calculated as per SCRR, 1957)	Number of Voting Rights held in each class of securities			No. of Shares Underlying Outstanding convertible securities (including Warrants)	Shareholding, as a % assuming full conversion of convertible securities (as a percentage of diluted share capital)	Number of Locked In shares		Number of Shares pledged or otherwise	Number of equity shares held in dematerialised form
								No of Voting Rights	Class eg: Equity Shares	Class eg: Total			No. (a)	As a % of total Shares held(b)		
(i)	(ii)	(iii)	(iv)	(v)	(vi)	(vii) = (iv)+(v)+(vi)	(viii) As a % of (A+B+C2)	(ix)	(x)	(xi) = (vii)+(x)	(xii) As a % of (A+B+C2)	(xiii)	(xiv)	(xv)	(xvi)	
1	Quotidian/DR Holder															
	Employee Benefit Trust (under SEBI (Share based Employee Benefit) Regulations, 2014)		4,48,95,780			4,48,95,780	4.9260%			4,48,95,780	4.9260%					4,48,95,780
2	EDELWEISS EMPLOYEES WELFARE TRUST		3,75,95,270			3,75,95,270	4.1249%			3,75,95,270	4.1249%					3,75,95,270
	Total Non-Promoter- Non Public Shareholding (C1-C3)+(C4)(2)		4,48,95,780			4,48,95,780	4.9260%			4,48,95,780	4.9260%					4,48,95,780

Note:
 (1) PAN would not be displayed on website of Stock Exchange(s).
 (2) The above format needs to disclose name of all holders holding more than 1% of total number of shares
 (3) W.r.t. the information pertaining to Depository Receipts, the same may be disclosed in the respective columns to the extent information available