

FORM NO. MGT-7

[Pursuant to sub-Section(1) of section 92 of the Companies Act, 2013 and sub-rule (1) of rule 11of the Companies (Management and Administration) Rules, 2014]



सत्यमेव जयते

Annual Return

Form language ☒ English ☐ Hindi

Refer the instruction kit for filing the form.

I. REGISTRATION AND OTHER DETAILS

(i) * Corporate Identification Number (CIN) of the company

L99999MH1995PLC094641

Pre-fill

Global Location Number (GLN) of the company

* Permanent Account Number (PAN) of the company

AAACE1461E

(ii) (a) Name of the company

EDELWEISS FINANCIAL SERVICE

(b) Registered office address

Edelweiss House, Off. C.S.T Road,
Kalina,
Mumbai
Maharashtra
400098

(c) *e-mail ID of the company

cs@edelweissfin.com

(d) *Telephone number with STD code

02240094400

(e) Website

www.edelweissfin.com

(iii) Date of Incorporation

21/11/1995

(iv)	Type of the Company	Category of the Company	Sub-category of the Company
	Public Company	Company limited by shares	Indian Non-Government company

(v) Whether company is having share capital

☒ Yes☐ No

(vi) *Whether shares listed on recognized Stock Exchange(s)

☒ Yes☐ No

(a) Details of stock exchanges where shares are listed

S. No.	Stock Exchange Name	Code
1	BSE Limited	1
2	National Stock Exchange of India Limited	1,024

(b) CIN of the Registrar and Transfer Agent

U67190MH1999PTC118368

Pre-fill

Name of the Registrar and Transfer Agent

LINK INTIME INDIA PRIVATE LIMITED

Registered office address of the Registrar and Transfer Agents

C-101, 1st Floor, 247 Park,
Lal Bahadur Shastri Marg, Vikhroli (West)

(vii) *Financial year From date 01/04/2019 (DD/MM/YYYY) To date 31/03/2020 (DD/MM/YYYY)

(viii) *Whether Annual general meeting (AGM) held ☐ Yes ☒ No

(a) If yes, date of AGM

(b) Due date of AGM

30/09/2020

(c) Whether any extension for AGM granted

☐ Yes ☒ No

(f) Specify the reasons for not holding the same

II. PRINCIPAL BUSINESS ACTIVITIES OF THE COMPANY

*Number of business activities

2

S.No	Main Activity group code	Description of Main Activity group	Business Activity Code	Description of Business Activity	% of turnover of the company
1	K	Financial and insurance Service	K7	Financial Advisory, brokerage and Consultancy Services	31
2	K	Financial and insurance Service	K2	Activities by Trusts, funds and other financial holding companies	69

III. PARTICULARS OF HOLDING, SUBSIDIARY AND ASSOCIATE COMPANIES (INCLUDING JOINT VENTURES)

*No. of Companies for which information is to be given

44

Pre-fill All

S.No	Name of the company	CIN / FCRN	Holding/ Subsidiary/Associate/ Joint Venture	% of shares held
1	ECL Finance Limited	U65990MH2005PLC154854	Subsidiary	100
2	Edelweiss Finance & Investment +.	U67120MH1994PLC286057	Subsidiary	100
3	Edelweiss Finvest Private Limited +.	U65993MH2006PTC164007	Subsidiary	100
4	Edelweiss Retail Finance Limited +.	U67120MH1997PLC285490	Subsidiary	100
5	Edel Finance Company Limited +.	U65920MH1989PLC053909	Subsidiary	100
6	Edelweiss Asset Reconstruction +.	U67100MH2007PLC174759	Subsidiary	74.8
7	Edelweiss Housing Finance Limited +.	U65922MH2008PLC182906	Subsidiary	100
8	Edelweiss Tokio Life Insurance +.	U66010MH2009PLC197336	Subsidiary	51
9	Edelweiss General Insurance Company +.	U66000MH2016PLC273758	Subsidiary	100
10	Edelweiss Gallagher Insurance +.	U72200MH2000PLC124096	Subsidiary	74
11	Edelweiss Rural and Corporate +.	U45201TG2006PLC078157	Subsidiary	100
12	Edelweiss Comtrade Limited	U66990GJ1995PLC025267	Subsidiary	100
13	EC Commodity Limited	U51109TG2008PLC065146	Subsidiary	100
14	Edelweiss Securities Limited	U67110TG1993PLC052266	Subsidiary	99.99
15	Edelweiss Broking Limited	U65100GJ2008PLC077462	Subsidiary	100
16	Edelcap Securities Limited	U67120TG2008PLC057145	Subsidiary	100
17	Ecap Equities Limited	U67190TG2008PLC057122	Subsidiary	100
18	Edelweiss Custodial Services Limited +.	U51109MH2008PLC187594	Subsidiary	100
19	Edelweiss Securities (IFSC) Limited +.	U65999GJ2016PLC094838	Subsidiary	100
20	Edelweiss Asset Management +.	U65991MH2007PLC173409	Subsidiary	100
21	Edelweiss Trusteeship Company +.	U67100MH2007PLC173779	Subsidiary	100
22	Edelweiss Global Wealth Management +.	U67100TG2007PLC112499	Subsidiary	100
23	Edelweiss Alternative Asset Advisors +.	U67190MH2008PLC182205	Subsidiary	95
24	Edelweiss Investment Adviser +.	U74140TG2008PLC120334	Subsidiary	100

25	EdelGive Foundation	U65999MH2008NPL182809	Subsidiary	100
26	ESL Securities Limited	U67190TG2019PLC135795	Subsidiary	100
27	Edel Land Limited	U74900MH2008PLC287466	Subsidiary	100
28	Edel Investments Limited	U65923TG2009PLC112586	Subsidiary	100
29	Lichen Metals Private Limited	U27205MH2008PTC180299	Subsidiary	100
30	Allium Finance Private Limited +	U67120MH2008PTC180229	Subsidiary	55.48
31	Edelweiss Capital (Singapore) I +		Subsidiary	100
32	Edelweiss Investment Advisors +		Subsidiary	100
33	Edelweiss International (Singa +		Subsidiary	100
34	Edelweiss Alternative Asset Ad +		Subsidiary	100
35	EC Global Limited		Subsidiary	100
36	EC International Limited		Subsidiary	100
37	EFSL International Limited		Subsidiary	100
38	EAAA LLC		Subsidiary	100
39	EW Special Opportunities Advi +		Subsidiary	67
40	Edelweiss Securities (Hong Kor +		Subsidiary	100
41	Aster Commodities DMCC		Subsidiary	100
42	Edelweiss Financial Services (U +		Subsidiary	100
43	Edelweiss Financial Services In +		Subsidiary	100
44	Edelweiss Securities and Inves +	U65990TG2009PTC113078	Subsidiary	100

IV. SHARE CAPITAL, DEBENTURES AND OTHER SECURITIES OF THE COMPANY

(i) *SHARE CAPITAL**(a) Equity share capital**

Particulars	Authorised capital	Issued capital	Subscribed capital	Paid up capital
Total number of equity shares	1,230,000,000	934,409,002	934,409,002	934,409,002
Total amount of equity shares (in Rupees)	1,230,000,000	934,409,002	934,409,002	934,409,002

Number of classes

1

Class of Shares	Authorised capital	Issued capital	Subscribed capital	Paid up capital
Number of equity shares	1,230,000,000	934,409,002	934,409,002	934,409,002
Nominal value per share (in rupees)	1	1	1	1
Total amount of equity shares (in rupees)	1,230,000,000	934,409,002	934,409,002	934,409,002

(b) Preference share capital

Particulars	Authorised capital	Issued capital	Subscribed capital	Paid-up capital
Total number of preference shares	4,000,000	0	0	0
Total amount of preference shares (in rupees)	20,000,000	0	0	0

Number of classes

1

Class of shares	Authorised capital	Issued capital	Subscribed capital	Paid up capital
Number of preference shares	4,000,000	0	0	0
Nominal value per share (in rupees)	5	5	5	5
Total amount of preference shares (in rupees)	20,000,000	0		

(c) Unclassified share capital

Particulars	Authorised Capital
Total amount of unclassified shares	0

(d) Break-up of paid-up share capital

Class of shares	Number of shares	Total nominal amount	Total Paid-up amount	Total premium
Equity shares				
At the beginning of the year	932,669,564	932,669,564	932,669,564	

Increase during the year	1,739,438	1,739,438	1,739,438	0
i. Public Issues	0	0	0	0
ii. Rights issue	0	0	0	0
iii. Bonus issue	0	0	0	0
iv. Private Placement/ Preferential allotment	0	0	0	0
v. ESOPs	1,739,438	1,739,438	1,739,438	
vi. Sweat equity shares allotted	0	0	0	0
vii. Conversion of Preference share	0	0	0	0
viii. Conversion of Debentures	0	0	0	0
ix. GDRs/ADRs	0	0	0	0
x. Others, specify <div></div>				
Decrease during the year	0	0	0	0
i. Buy-back of shares	0	0	0	0
ii. Shares forfeited	0	0	0	0
iii. Reduction of share capital	0	0	0	0
iv. Others, specify <div></div>				
At the end of the year	934,409,002	934,409,002	934,409,002	
Preference shares				
At the beginning of the year	0	0	0	
Increase during the year	0	0	0	0
i. Issues of shares	0	0	0	0
ii. Re-issue of forfeited shares	0	0	0	0
iii. Others, specify <div></div>				
Decrease during the year	0	0	0	0
i. Redemption of shares	0	0	0	0

ii. Shares forfeited	0	0	0	0
iii. Reduction of share capital	0	0	0	0
iv. Others, specify				
At the end of the year	0	0	0	

(ii) Details of stock split/consolidation during the year (for each class of shares)

0

Class of shares		(i)	(ii)	(iii)
Before split / Consolidation	Number of shares			
	Face value per share			
After split / Consolidation	Number of shares			
	Face value per share			

(iii) Details of shares/Debentures Transfers since closure date of last financial year (or in the case of the first return at any time since the incorporation of the company) *

☐ Nil

[Details being provided in a CD/Digital Media]

☒ Yes ☐ No ☐ Not Applicable

Separate sheet attached for details of transfers

☐ Yes ☐ No

Note: In case list of transfer exceeds 10, option for submission as a separate sheet attachment or submission in a CD/Digital Media may be shown.

Date of the previous annual general meeting		25/07/2019	
Date of registration of transfer (Date Month Year)			
Type of transfer		1 - Equity, 2- Preference Shares,3 - Debentures, 4 - Stock	
Number of Shares/ Debentures/ Units Transferred		Amount per Share/ Debenture/Unit (in Rs.)	
Ledger Folio of Transferor			

Transferor's Name	<input type="text"/>	<input type="text"/>	<input type="text"/>
	Surname	middle name	first name
Ledger Folio of Transferee		<input type="text"/>	
Transferee's Name	<input type="text"/>	<input type="text"/>	<input type="text"/>
	Surname	middle name	first name

Date of registration of transfer (Date Month Year)		<input type="text"/>	
Type of transfer	<input type="text"/>	1 - Equity, 2- Preference Shares,3 - Debentures, 4 - Stock	
Number of Shares/ Debentures/ Units Transferred	<input type="text"/>	Amount per Share/ Debenture/Unit (in Rs.)	<input type="text"/>
Ledger Folio of Transferor		<input type="text"/>	
Transferor's Name	<input type="text"/>	<input type="text"/>	<input type="text"/>
	Surname	middle name	first name
Ledger Folio of Transferee		<input type="text"/>	
Transferee's Name	<input type="text"/>	<input type="text"/>	<input type="text"/>
	Surname	middle name	first name

(iv) *Indebtedness including debentures (Outstanding as at the end of financial year)

Particulars	Number of units	Nominal value per unit	Total value
Non-convertible debentures	0	0	0
Partly convertible debentures	0	0	0
Fully convertible debentures	0	0	0
Secured Loans (including interest outstanding/accrued but not due for payment) excluding deposits			0
Unsecured Loans (including interest outstanding/accrued but not due for payment) excluding deposits			1,466,624,132
Deposit			0
Total			1,466,624,132

Details of debentures

Class of debentures	Outstanding as at the beginning of the year	Increase during the year	Decrease during the year	Outstanding as at the end of the year
Non-convertible debentures	0	0	0	0
Partly convertible debentures	0	0	0	0
Fully convertible debentures	0	0	0	0

(v) Securities (other than shares and debentures)

0

Type of Securities	Number of Securities	Nominal Value of each Unit	Total Nominal Value	Paid up Value of each Unit	Total Paid up Value
Total					

V. *Turnover and net worth of the company (as defined in the Companies Act, 2013)**(i) Turnover**

2,590,068,113

(ii) Net worth of the Company

34,545,696,780

VI. (a) *SHARE HOLDING PATTERN - Promoters

S. No.	Category	Equity	Preference
--------	----------	--------	------------

		Number of shares	Percentage	Number of shares	Percentage
1.	Individual/Hindu Undivided Family				
	(i) Indian	264,384,490	28.29	0	
	(ii) Non-resident Indian (NRI)	950,000	0.1	0	
	(iii) Foreign national (other than NRI)	0	0	0	
2.	Government				
	(i) Central Government	0	0	0	
	(ii) State Government	0	0	0	
	(iii) Government companies	0	0	0	
3.	Insurance companies	0	0	0	
4.	Banks	0	0	0	
5.	Financial institutions	0	0	0	
6.	Foreign institutional investors	0	0	0	
7.	Mutual funds	0	0	0	
8.	Venture capital	0	0	0	
9.	Body corporate (not mentioned above)	3,200,000	0.34	0	
10.	Others Trusts	38,750,000	4.15	0	
	Total	307,284,490	32.88	0	0

Total number of shareholders (promoters)

12

(b) *SHARE HOLDING PATTERN - Public/Other than promoters

S. No.	Category	Equity		Preference	
		Number of shares	Percentage	Number of shares	Percentage
1.	Individual/Hindu Undivided Family				
	(i) Indian	172,481,807	18.46	0	
	(ii) Non-resident Indian (NRI)	8,866,430	0.95	0	
	(iii) Foreign national (other than NRI)	4,375	0	0	

2.	Government				
	(i) Central Government	0	0	0	
	(ii) State Government	0	0	0	
	(iii) Government companies	0	0	0	
3.	Insurance companies	243,407	0.03	0	
4.	Banks	0	0	0	
5.	Financial institutions	21,834,209	2.34	0	
6.	Foreign institutional investors	290,156,365	31.05	0	
7.	Mutual funds	19,697,502	2.11	0	
8.	Venture capital	0	0	0	
9.	Body corporate (not mentioned above)	24,104,601	2.58	0	
10.	Others Other Including Non-Promoters	89,735,816	9.6	0	
	Total	627,124,512	67.12	0	0

Total number of shareholders (other than promoters)

**Total number of shareholders (Promoters+Public/
Other than promoters)**

(c) *Details of Foreign institutional investors' (FIIs) holding shares of the company

Name of the FII	Address	Date of Incorporation	Country of Incorporation	Number of shares held	% of shares held

**VII. *NUMBER OF PROMOTERS, MEMBERS, DEBENTURE HOLDERS
(Details, Promoters, Members (other than promoters), Debenture holders)**

Details	At the beginning of the year	At the end of the year
Promoters	12	12
Members (other than promoters)	162,727	162,339
Debenture holders	0	0

VIII. DETAILS OF DIRECTORS AND KEY MANAGERIAL PERSONNEL









(A) *Composition of Board of Directors

Category	Number of directors at the beginning of the year		Number of directors at the end of the year		Percentage of shares held by directors as at the end of year	
	Executive	Non-executive	Executive	Non-executive	Executive	Non-executive
A. Promoter	2	1	2	1	21.76	3.53
B. Non-Promoter	2	8	2	8	1.82	0.88
(i) Non-Independent	2	1	2	1	1.82	0
(ii) Independent	0	7	0	7	0	0.88
C. Nominee Directors representing	0	0	0	0	0	0
(i) Banks & FIs	0	0	0	0	0	0
(ii) Investing institutions	0	0	0	0	0	0
(iii) Government	0	0	0	0	0	0
(iv) Small share holders	0	0	0	0	0	0
(v) Others	0	0	0	0	0	0
Total	4	9	4	9	23.58	4.41

Number of Directors and Key managerial personnel (who is not director) as on the financial year end date

15

(B) (i) *Details of directors and Key managerial personnel as on the closure of financial year

Name	DIN/PAN	Designation	Number of equity share(s) held	Date of cessation (after closure of financial year : If any)
RASHESH CHANDRAK 	00008322	Managing Director	145,301,730	
VENKATCHALAM ARA 	00008509	Whole-time directo	58,026,560	
HIMANSHU NALIN KAJ 	00009438	Whole-time directo	3,987,500	
RUJAN HARCHAND PA 	00237366	Whole-time directo	12,966,380	
VIDYA RASHESH SHA 	00274831	Director	33,031,200	
PUDUGRAMAM NARA' 	00499442	Director	270,000	
BERJIS MINOO DESAI 	00153673	Director	0	
NAVTEJ SINGH NANDI 	02282617	Director	7,974,180	

Name	DIN/PAN	Designation	Number of equity share(s) held	Date of cessation (after closure of financial year : If any)
KUNNASAGARAN CHIL +	01590108	Director	0	
BISWAMOHAN MAHA +	06990345	Director	0	
ASHOK KINI	00812946	Director	0	
ASHIMA GOYAL	00233635	Director	0	
ANITA MARANGOLY G +	00441131	Director	0	13/07/2020
SUBRAMANIAN RANG +	AADPR6519A	CFO	932,250	
RENGANATHAN BASH +	AADPB8630N	Company Secretar	85,312	

(ii) Particulars of change in director(s) and Key managerial personnel during the year

0

Name	DIN/PAN	Designation at the beginning / during the financial year	Date of appointment/ change in designation/ cessation	Nature of change (Appointment/ Change in designation/ Cessation)

IX. MEETINGS OF MEMBERS/CLASS OF MEMBERS/BOARD/COMMITTEES OF THE BOARD OF DIRECTORS

A. MEMBERS/CLASS /REQUISITIONED/NCLT/COURT CONVENED MEETINGS

Number of meetings held

1

Type of meeting	Date of meeting	Total Number of Members entitled to attend meeting	Attendance	
			Number of members attended	% of total shareholding
Annual General Meeting	25/07/2019		249	39.42

B. BOARD MEETINGS

*Number of meetings held

4

S. No.	Date of meeting	Total Number of directors associated as on the date of meeting	Attendance	
			Number of directors attended	% of attendance
1	14/05/2019	13	13	100
2	14/08/2019	13	11	84.62
3	12/11/2019	13	13	100

S. No.	Date of meeting	Total Number of directors associated as on the date of meeting	Attendance	
			Number of directors attended	% of attendance
4	14/02/2020	13	13	100

C. COMMITTEE MEETINGS

Number of meetings held

10

S. No.	Type of meeting	Date of meeting	Total Number of Members as on the date of the meeting	Attendance	
				Number of members attended	% of attendance
1	Audit Committee	14/05/2019	4	4	100
2	Audit Committee	14/08/2019	4	3	75
3	Audit Committee	12/11/2019	4	4	100
4	Audit Committee	14/02/2020	4	4	100
5	Nomination & Remuneration	14/05/2019	3	3	100
6	Nomination & Remuneration	12/11/2019	3	3	100
7	Stakeholders Forum	14/05/2019	3	3	100
8	Stakeholders Forum	12/11/2019	3	3	100
9	Corporate Social Responsibility	14/05/2019	4	4	100
10	Corporate Social Responsibility	12/11/2019	4	4	100

D. *ATTENDANCE OF DIRECTORS

S. No.	Name of the director	Board Meetings			Committee Meetings			Whether attended AGM held on
		Number of Meetings which director was entitled to attend	Number of Meetings attended	% of attendance	Number of Meetings which director was entitled to attend	Number of Meetings attended	% of attendance	
								(Y/N/NA)
1	RASHESH CH	4	4	100	0	0	0	
2	VENKATCHAI	4	4	100	4	4	100	
3	HIMANSHU N	4	3	75	2	2	100	
4	RUJAN HARC	4	4	100	2	2	100	
5	VIDYA RASHI	4	4	100	0	0	0	

6	PUDUGRAMA	4	4	100	6	6	100	
7	BERJIS MINO	4	3	75	8	7	87.5	
8	NAVTEJ SING	4	4	100	2	2	100	
9	KUNNASAGA	4	4	100	8	8	100	
10	BISWAMOHA	4	4	100	4	4	100	
11	ASHOK KINI	4	4	100	0	0	0	
12	ASHIMA GOY	4	4	100	0	0	0	
13	ANITA MARAI	4	4	100	0	0	0	

X. *REMUNERATION OF DIRECTORS AND KEY MANAGERIAL PERSONNEL

☐ Nil

Number of Managing Director, Whole-time Directors and/or Manager whose remuneration details to be entered

4

S. No.	Name	Designation	Gross Salary	Commission	Stock Option/ Sweat equity	Others	Total Amount
1	Mr. Rashesh Shah	Chairman, Manag	12,651,750	0	0	39,600	0
2	Mr.Venkatchalam R	Vice Chairman &	1,200,000	0	0	10,000,000	0
3	Mr. Himanshu Kaji	Executive Direct	11,871,783	0	0	39,600	0
4	Mr. Rujan Panjwani	Executive Direct	2,951,982	0	0	25,016,500	0
	Total		28,675,515	0	0	35,095,700	0

Number of CEO, CFO and Company secretary whose remuneration details to be entered

2

S. No.	Name	Designation	Gross Salary	Commission	Stock Option/ Sweat equity	Others	Total Amount
1	Mr. S. Ranganathar	Chief Financial C	11,179,632	0	0	3,100,000	0
2	Mr. B. Renganathar	Company Secre	9,660,032	0	0	14,000,000	0
	Total		20,839,664	0	0	17,100,000	0

Number of other directors whose remuneration details to be entered

9

S. No.	Name	Designation	Gross Salary	Commission	Stock Option/ Sweat equity	Others	Total Amount
1	Ms. Vidya Shah	Director	0	0	0	0	0
2	Mr. P.N. Venkatach	Independent Dir	0	500,000	0	340,000	0

S. No.	Name	Designation	Gross Salary	Commission	Stock Option/ Sweat equity	Others	Total Amount
3	Mr. Berjis Desai	Independent Dir	0	500,000	0	260,000	0
4	Mr. Navtej S. Nandri	Independent Dir	0	500,000	0	280,000	0
5	Mr. Kunnasagar (Independent Dir	0	500,000	0	400,000	0
6	Mr. Biswamohan Ma	Independent Dir	0	500,000	0	340,000	0
7	Mr. Ashok Kini	Independent Dir	0	500,000	0	100,000	0
8	Dr. Ashima Goyal	Independent Dir	0	500,000	0	100,000	0
9	Ms. Anita M. George	Director	0	0	0	0	0
	Total		0	3,500,000	0	1,820,000	0

XI. MATTERS RELATED TO CERTIFICATION OF COMPLIANCES AND DISCLOSURES

- * A. Whether the company has made compliances and disclosures in respect of applicable provisions of the Companies Act, 2013 during the year ☒ Yes ☐ No

B. If No, give reasons/observations

XII. PENALTY AND PUNISHMENT - DETAILS THEREOF

(A) DETAILS OF PENALTIES / PUNISHMENT IMPOSED ON COMPANY/DIRECTORS /OFFICERS ☐ Nil

1

Name of the company/ directors/ officers	Name of the court/ concerned Authority	Date of Order	Name of the Act and section under which penalised / punished	Details of penalty/ punishment	Details of appeal (if any) including present status
Edelweiss Financial	Securities Appellate	14/11/2019	Securities Exchange		

(B) DETAILS OF COMPOUNDING OF OFFENCES ☒ Nil

Name of the company/ directors/ officers	Name of the court/ concerned Authority	Date of Order	Name of the Act and section under which offence committed	Particulars of offence	Amount of compounding (in Rupees)

XIII. Whether complete list of shareholders, debenture holders has been enclosed as an attachment

☒ Yes ☐ No

XIV. COMPLIANCE OF SUB-SECTION (2) OF SECTION 92, IN CASE OF LISTED COMPANIES

In case of a listed company or a company having paid up share capital of Ten Crore rupees or more or turnover of Fifty Crore rupees or more, details of company secretary in whole time practice certifying the annual return in Form MGT-8.

Name

Whether associate or fellow

☐ Associate ☐ Fellow

Certificate of practice number

I/We certify that:

(a) The return states the facts, as they stood on the date of the closure of the financial year aforesaid correctly and adequately.

(b) Unless otherwise expressly stated to the contrary elsewhere in this Return, the Company has complied with all the provisions of the Act during the financial year.

Declaration

I am Authorised by the Board of Directors of the company vide resolution no. ..

05

dated

25/07/2014

(DD/MM/YYYY) to sign this form and declare that all the requirements of the Companies Act, 2013 and the rules made thereunder in respect of the subject matter of this form and matters incidental thereto have been complied with. I further declare that:

1. Whatever is stated in this form and in the attachments thereto is true, correct and complete and no information material to the subject matter of this form has been suppressed or concealed and is as per the original records maintained by the company.
2. All the required attachments have been completely and legibly attached to this form.

Note: Attention is also drawn to the provisions of Section 447, section 448 and 449 of the Companies Act, 2013 which provide for punishment for fraud, punishment for false statement and punishment for false evidence respectively.

To be digitally signed by

Director

DIN of the director

00008322

To be digitally signed by

☒ Company Secretary

☐ Company secretary in practice

Membership number

2922

Certificate of practice number

Attachments

1. List of share holders, debenture holders
2. Approval letter for extension of AGM;
3. Copy of MGT-8;
4. Optional Attachement(s), if any

Attach**Attach****Attach****Attach****List of attachments****Remove attachment**

Modify

Check Form

Prescrutiny

Submit

This eForm has been taken on file maintained by the Registrar of Companies through electronic mode and on the basis of statement of correctness given by the company

Form No. MGT-9
EXTRACT OF ANNUAL RETURN

As on the financial year ended on 31st March, 2020

[Pursuant to section 92(3) of the Companies Act, 2013 and rule 12(1) of the Companies (Management and Administration) Rules, 2014]

I.	REGISTRATION AND OTHER DETAILS:	
i)	CIN	L99999MH1995PLC094641
ii)	Registration Date	21/11/1995
iii)	Name of the Company	Edelweiss Financial Services Limited
iv)	Category / Sub-Category of the Company	Public Company limited By Shares
v)	Address of the Registered office and contact details	Edelweiss House, Off. C.S.T. Road, Kalina, Mumbai- 400098 Email:efsl.shareholders@edelweissfin.com Tel No.: +91 22 4009 4400
vi)	Whether listed company	Yes
vii)	Name, Address and Contact details of Registrar and Transfer Agent, if any	Link Intime India Private Limited C-101, 247 Park, L.B.S. Marg, Vikhroli (West) Mumbai, Maharashtra – 400083. Tel No.: +91 22 4918 6270 Fax No.: +91 22 4918 6060. balaji.sharma@linkintime.co.in
II.	PRINCIPAL BUSINESS ACTIVITIES OF THE COMPANY All the business activities contributing 10% or more of the total turnover of the company	As per Attachment - A
III.	PARTICULARS OF HOLDING, SUBSIDIARY AND ASSOCIATE COMPANIES	As per Attachment - B
IV.	SHARE HOLDING PATTERN (EQUITY SHARE CAPITAL BREAKUP AS PERCENTAGE OF TOTAL EQUITY)	
i)	Category-wise Share Holding	As per Attachment - C
ii)	Shareholding of Promoters	As per Attachment - D
iii)	Change in Promoters' Shareholding	As per Attachment - E
iv)	Shareholding Pattern of top ten Shareholders (other than Directors, Promoters and Holders of GDRs and ADRs)	As per Attachment - F
v)	Shareholding of Directors and Key Managerial Personnel	As per Attachment - G
V.	INDEBTEDNESS	
	Indebtedness of the Company including interest outstanding/ accrued but not due for payment	As per Attachment - H
VI.	Remuneration of Directors and Key Managerial Personnel	
	A. Remuneration to Managing Director, Whole Time Directors and/or Manager	As per Attachment - I
	B. Remuneration to other Directors	As per Attachment - J
	C. Remuneration to Key Managerial Personnel other than Managing Director/Manager/Whole Time Director	As per Attachment - K
VII.	PENALTIES / PUNISHMENT/ COMPOUNDING OF OFFENCES	As per Attachment - L

II. PRINCIPAL BUSINESS ACTIVITIES OF THE COMPANY

All the business activities contributing 10 % or more of the total turnover / income of the Company are given below:-

Sl. No.	Name and Description of main products / services	NIC Code of the Product / Service#	% to total turnover / income of the company \$
1.	Investment Banking and Advisory Services	649	31%
2.	Holding Activities/investments (dividend income from subsidiaries)	642	69%

As per National Industrial Classification- Ministry of Statistics and Programme Implementation

\$ On the basis of Gross Turnover/ Income

Attachment - B

III. PARTICULARS OF HOLDING, SUBSIDIARY AND ASSOCIATE COMPANIES

Sr. No.	Name and Address of the Company	CIN/ GLN	Holding/ Subsidiary/Associate	% of shares held*	Applicable Section
1.	ECL Finance Limited Address: Edelweiss House, Off. C.S.T. Road, Kalina, Mumbai – 400 098	U65990MH2005PLC154854	Subsidiary	99.99	2(87)(ii)
2.	Edelweiss Finance & Investments Limited Address: Edelweiss House, Off. C.S.T. Road, Kalina, Mumbai – 400 098	U67120MH1994PLC286057	Subsidiary	100	2(87)(ii)
3.	Edelweiss Finvest Private Limited Address: Tower 3, Wing B, Kohinoor City Mall, Kohinoor City Kirol Road, Kurla West, Mumbai - 400070	U65993MH2006PTC164007	Subsidiary	100	2(87)(ii)
4.	Edelweiss Retail Finance Limited Address: Tower 3, Wing 'B', Kohinoor City Mall, Kohinoor City, Kirol Road, Kurla (West), Mumbai – 400 070	U67120MH1997PLC285490	Subsidiary	100	2(87)(ii)

5.	Edel Finance Company Limited Address: Edelweiss House, Off. C.S.T. Road, Kalina, Mumbai – 400 098	U65920MH1989PLC053909	Subsidiary	100	2(87)(ii)
6.	Edelweiss Asset Reconstruction Company Limited Address: Edelweiss House, Off. C.S.T. Road, Kalina, Mumbai – 400 098	U67100MH2007PLC174759	Subsidiary	74.81	2(87)(ii)
7.	Edelweiss Housing Finance Limited Address: Edelweiss House, Off. C.S.T. Road, Kalina, Mumbai – 400 098	U65922MH2008PLC182906	Subsidiary	100	2(87)(ii)
8.	Edelweiss Tokio Life Insurance Company Limited Address: 6 th Floor, Tower 3, Wing 'B', Kohinoor City, Kiorl Road, Kurla (West), Mumbai – 400070	U66010MH2009PLC197336	Subsidiary	51	2(87)(ii)
9.	Edelweiss General Insurance Company Limited Address: Edelweiss House, Off. C.S.T. Road, Kalina, Mumbai – 400 098	U66000MH2016PLC273758	Subsidiary	100	2(87)(ii)
10.	Edelweiss Gallagher Insurance Brokers Limited (Formerly Edelweiss Insurance Brokers Limited) Address: 2 nd Floor, Tower 3, Wing 'B', Kohinoor City, Kiorl Road, Kurla West, Mumbai 400070.	U72200MH2000PLC124096	Subsidiary	74	2(87)(ii)
11.	Edelweiss Rural & Corporate Services Limited Address: 2nd Floor, MB Towers, Plot No.5, Road No.2, Banjara Hills, Hyderabad- 500 034	U45201TG2006PLC078157	Subsidiary	100	2(87)(ii)
12.	Edelweiss Comtrade Limited Address: 2nd Floor, Office No. 201 to 203, Zodiac Plaza, Xavier College Road, Off C G Road, Ahmedabad- 380009	U66990GJ1995PLC025267	Subsidiary	100	2(87)(ii)

13.	EC Commodity Limited Address: 2nd Floor, MB Towers, Plot No.5, Road No.2, Banjara Hills, Hyderabad- 500 034	U51109TG2008PLC065146	Subsidiary	100	2(87)(ii)
14.	Edelweiss Securities Limited Address: 2nd Floor, MB Towers, Plot No.5, Road No.2, Banjara Hills, Hyderabad- 500 034	U67110TG1993PLC052266	Subsidiary	99.99	2(87)(ii)
15.	Edelweiss Broking Limited Address: 2nd Floor, Office No. 201 to 203, Zodiac Plaza, Xavier College Road, Off C G Road, Ahmedabad- 380009	U65100GJ2008PLC077462	Subsidiary	100	2(87)(ii)
16.	Edelcap Securities Limited Address: 2 nd Floor, MB Towers, Plot No.5, Road ,No.2, Banjara Hills, Hyderabad- 500 034	U67120TG2008PLC057145	Subsidiary	100	2(87)(ii)
17.	ECap Equities Limited Address: 2 nd Floor, MB Towers, Plot No.5, Road, No.2, Banjara Hills, Hyderabad- 500 034	U67190TG2008PLC057122	Subsidiary	100	2(87)(ii)
18.	Edelweiss Custodial Services Limited Address: Tower 3, Wing B, Kohinoor City Mall, Kohinoor City, Kiroi Road, Kurla West, Mumbai – 400 070	U51109MH2008PLC187594	Subsidiary	100	2(87)(ii)
19.	Edelweiss Securities (IFSC) Limited Address: Unit No.204, 2nd Floor, Signature Tower, Block 13-B, Zone-1, GIFT SEZ, GIFT City, Gandhinagar - 382 355	U65999GJ2016PLC094838	Subsidiary	100	2(87)(ii)
20.	Edelweiss Asset Management Limited Address: Edelweiss House, Off. C.S.T. Road, Kalina, Mumbai – 400 098	U65991MH2007PLC173409	Subsidiary	100	2(87)(ii)

21.	Edelweiss Trusteeship Company Limited Address: Edelweiss House, Off. C.S.T. Road, Kalina, Mumbai – 400 098	U67100MH2007PLC173779	Subsidiary	100	2(87)(ii)
22.	Edelweiss Global Wealth Management Limited Address: 2nd Floor, MB Towers, Plot No.5, Road No.2, Banjara Hills, Hyderabad- 500 034	U67100TG2007PLC112499	Subsidiary	100	2(87)(ii)
23.	Edelweiss Alternative Asset Advisors Limited Address: Edelweiss House, Off. C.S.T. Road, Kalina, Mumbai – 400 098	U67190MH2008PLC182205	Subsidiary	95	2(87)(ii)
24.	Edelweiss Investment Adviser Limited. Address: 2 nd Floor, MB Towers, Plot No. 5, Road No. 2, Banjara Hills, Hyderabad – 500034	U74140TG2008PLC120334	Subsidiary	100	2(87)(ii)
25.	EdelGive Foundation Address: Edelweiss House, Off. C.S.T. Road, Kalina, Mumbai – 400 098	U65999MH2008NPL182809	Subsidiary	100	2(87)(ii)
26.	ESL Securities Limited Address: 2 nd Floor, MB Towers, Plot No. 5, Road No. 2, Banjara Hills, Hyderabad – 500034	U67190TG2019PLC135795	Subsidiary	100	2(87)(ii)
27.	Edel Land Limited Address: Tower 3, Wing B, Kohinoor City Mall, Kohinoor City, Kirol Road, Kurla West, Mumbai 40070.	U74900MH2008PLC287466	Subsidiary	100	2(87)(ii)
28.	Edel Investments Limited Address: 2nd Floor, MB Towers, Plot No.5, Road No. 2, Banjara Hills, Hyderabad – 500 034	U65923TG2009PLC112586	Subsidiary	100	2(87)(ii)

29.	Allium Finance Private Limited Address: Tower 3, Wing 'B', Kohinoor City Mall, Kohinoor City, Kiro Road, Kurla (West), Mumbai 400070	U67120MH2008PTC180229	Subsidiary	55.48	2(87)(ii)
30.	Lichen Metals Private Limited Address: Office No. 98, 2nd Floor, Bldg No. 316 Swadeshi Market, Kalbadevi Road, Marine Lines (E) Mumbai – 400002	U27205MH2008PTC180299	Subsidiary	100	2(87)(ii)
31.	Edelweiss Securities and Investments Private limited (formerly known as Magnolia Commodities Services Private Limited) Address: 410, Maheshwari Chambers, 4 Floor Somajiguda, Hyderabad – 500082	U65990TG2009PTC113078	Subsidiary	100	2(87)(ii)
32.	Edelweiss Capital (Singapore) Pte. Limited Address: 9 Raffles Place, #27-00 Republic Plaza, Singapore 048619 Singapore (069535)	N.A.	Subsidiary	100	2(87)(ii)
33.	Edelweiss Investment Advisors Private Limited Address: 9 Raffles Place, #27-00 Republic Plaza, Singapore 048619, Singapore (069535)	N.A.	Subsidiary	100	2(87)(ii)
34.	Edelweiss International (Singapore) Pte. Limited Address: 9 Raffles Place, #27-00 Republic Plaza, Singapore 048619 Singapore (069535)	N.A.	Subsidiary	100	2(87)(ii)
35.	Edelweiss Alternative Asset Advisors Pte. Limited Address: 9 Raffles Place #27-01 Republic Plaza Singapore 048619	N.A.	Subsidiary	100	2(87)(ii)
36.	EC Global Limited Address: c/o Citco (Mauritius) Limited, 4th Floor, Tower A,1 CyberCity Ebene, Mauritius	N.A.	Subsidiary	100	2(87)(ii)

37.	EC International Limited Address: c/o Citco (Mauritius) Limited, 4th Floor, Tower A,1 CyberCity Ebene, Mauritius	N.A.	Subsidiary	100	2(87)(ii)
38.	EFSL International Limited Address: c/o Citco (Mauritius) Limited, 4th Floor, Tower A,1 CyberCity Ebene, Mauritius	N.A.	Subsidiary	100	2(87)(ii)
39.	EAAA LLC Address: c/o Citco (Mauritius) Limited, 4th Floor, Tower A,1 CyberCity Ebene, Mauritius	N.A.	Subsidiary	100	2(87)(ii)
40.	EW Special Opportunities Advisors LLC Address: c/o Citco (Mauritius) Limited, 4th Floor, Tower A,1 CyberCity Ebene, Mauritius	N.A.	Subsidiary	67	2(87)(ii)
41.	Edelweiss Securities (Hong Kong) Private Limited Address: Unit 1001, 10/F, Infinitus Plaza, 199 Des Voeux Road Central, Hong Kong	N.A.	Subsidiary	100	2(87)(ii)
42.	Aster Commodities DMCC Address: I5-PF-258, Gold Tower, Detached Retail I5 Plot No: JLT-PH1-RET-I5, Jumeirah Lake Towers, Dubai, U.A.E.	N.A.	Subsidiary	100	2(87)(ii)
43.	Edelweiss Financial Services (UK) Limited Address: 30 St Mary's Axe, 28th Floor London EC3A 8BF, United Kingdom	N.A.	Subsidiary	100	2(87)(ii)
44.	Edelweiss Financial Services Inc. Address: 205 E 42nd Street, 20th Floor, New York, NY-10017 United States of America	N.A.	Subsidiary	100	2(87)(ii)

SHARE HOLDING PATTERN (Equity Share Capital Breakup as percentage of Total Equity)**Attachment – C**

i) Category-wise Share Holding

Category of Shareholders	No. of Shares held at the beginning of the year as on April 1, 2019				No. of Shares held at the end of the year as on March 31, 2020				% Change during the year
	Demat	Physical	Total	% of Total Shares	Demat	Physical	Total	% of Total Shares	
A. Promoters & Promoters Group									
(1) Indian									
a) Individual/HUF	264,384,490	-	264,384,490	28.35	264,384,490	-	264,384,490	28.29	-0.05
b) Central Govt	-	-	-	-	-	-	-	-	-
c) State Govt (s)	-	-	-	-	-	-	-	-	-
d) Bodies Corporate	41,950,000	-	41,950,000	4.50	41,950,000	-	41,950,000	4.49	-0.01
e) Banks / FI	-	-	-	-	-	-	-	-	-
f) Any Other	-	-	-	-	-	-	-	-	-
Sub-total (A) (1):-	306,334,490	-	306,334,490	32.84	306,334,490	-	306,334,490	32.78	-0.06
(2) Foreign		-				-			
a) NRIs – Individuals	950,000	-	950,000	0.10	950,000	-	950,000	0.10	0.00
b) Other – Individuals	-	-	-	-	-	-	-	-	-
c) Bodies Corporate	-	-	-	-	-	-	-	-	-
d) Banks / FI	-	-	-	-	-	-	-	-	-
e) Any Other	-	-	-	-	-	-	-	-	-
Sub-total (A) (2):-	950,000	-	950,000	0.10	950,000	-	950,000	0.10	0.00
Total shareholding of Promoter & Promoter Group (A) =(A)(1)+(A)(2)	307,284,490	-	307,284,490	32.95	307,284,490	-	307,284,490	32.89	-0.06
B. Public Shareholding									
1. Institutions									
a) Mutual Funds	297,86,230	-	29,786,230	3.19	19,697,502	-	19,697,502	2.11	-1.09
b) Banks / FI	2,982,181	-	2,982,181	0.32	21,834,209	-	21,834,209	2.34	2.02
c) Central Govt	-	-	-	-	-	-	-	-	-
d) State Govt(s)	-	-	-	-	-	-	-	-	-
e) Venture Capital Funds	-	-	-	-	-	-	-	-	-
f) Insurance Companies	-	-	-	-	-	-	2,43,407	0.03	0.03
g) FIIs/FPI	272,006,815	-	272,006,815	29.16	290,156,365	-	290,156,365	31.05	1.89

h) Foreign Venture Capital Funds	-	-	-	-	-	-	-	-	-
i) Others (specify)	-	-	-	-	-	-	-	-	-
Alternate Investment Funds	1,758,561	-	1,758,561	0.19	773,559	-	773,559	0.08	-0.11
Sub-total (B)(1):-	306,533,787	-	306,533,787	32.87	332,705,042	-	332,705,042	35.61	2.74
2. Non-Institutions									
a) Bodies Corporate									
i) Indian	34,784,308	-	34,784,308	3.73	24,104,601	-	24,104,601	2.58	-1.15
ii) Overseas	14,043,180	78,000	14,121,180	1.51	14,043,180	78,000	14,121,180	1.51	0.00
b) Individuals/HUF									
i) Individual shareholders holding nominal share capital upto Rs. 1 lakh	6,68,91,681	74,340	6,69,66,021	7.18	6,62,93,708	26,110	6,63,19,818	7.10	-0.10
ii) Individual shareholders holding nominal share capital in excess of Rs. 1 lakh	12,27,12,958	1,07,350	12,28,20,308	13.17	10,61,61,989	-	10,61,61,989	11.36	-1.81
c) Others (specify)	-	-	-	-	-	-	-	-	-
Clearing Member	2,701,075	-	2,701,075	0.29	4,163,865	-	4,163,865	0.45	0.16
Non Resident Indians (Repatriable)	4,246,247	5,55,000	4,801,247	0.51	6,734,940	555,000	7,289,940	0.78	0.27
Non Resident Indians (Non Repat)	2,105,136	-	2,105,136	0.23	1,576,490	-	1,576,490	0.17	-0.06
Directors (other than Promoter Directors)	25,335,560	-	25,335,560	2.72	25,198,060	-	25,198,060	2.70	-0.02
Trusts	18,363	-	18,363	0.0020	341,468	-	341,468	0.04	0.03
Foreign Nationals	3,379	-	3,379	0.0004	4,375	-	4,375	0.00	0.00
Foreign Portfolio Investor (Individual)	64,100	-	64,100	0.0069	80,407	-	80,407	0.01	0.00
Investor Education And Protection Fund	36,782	-	36,782	0.0039	45,581	-	45,581	0.00	0.00
NBFCs registered with RBI	197,048	-	197,048	0.0211	114,916	-	1,14,916	0.01	-0.01
Sub-total (B)(2):-	27,31,39,817	8,14,690	27,39,54,507	29.37	24,88,63,580	6,59,110	24,95,22,690	26.71	-2.66
Total Public Shareholding (B)=(B)(1)+(B)(2)	57,96,73,604	8,14,690	58,04,88,294	62.24	58,15,65,622	6,59,110	58,22,24,732	62.31	0.07
C. Non Promoter-Non Public Shareholder	44,896,780	0	44,896,780	4.81	44,896,780	0	44,896,780	4.80	-0.0090
Total . Non Promoter-Non Public Shareholder (C)	44,896,780	0	44,896,780	4.81	44,896,780	0	44,896,780	4.80	-0.0090
D. Shares held by Custodian for GDRs & ADRs	-	-	-	-	-	-	-	-	-
Grand Total (A+B+C+D)	931,854,874	814,690	932,669,564	100.00	933,749,892	659,110	934,409,002	100.00	0.0000

Attachment – D**(ii) Shareholding of Promoters and Promoters Group**

Sl. No.	Shareholder's Name	Shareholding at the beginning of the year as on April 1, 2019			Share holding at the end of the year as on March 31, 2020			% change in share holding during the year
		No. of Shares	% of Total Shares of the company	% of Shares Pledged / encumbered to total shares	No. of Shares	% of Total Shares of the company	% of Shares Pledged / encumbered to total shares	
	Promoters							
1.	Mr. Rashesh Shah*	145,301,730	15.58	2.47	145,301,730	15.55	2.46	-0.03
2.	Mr. Venkatchalam Ramaswamy*	58,026,560	6.22	1.88	58,026,560	6.21	1.87	-0.01
3.	Ms. Vidya Shah	33,031,200	3.54	0.65	33,031,200	3.54	1.62	-0.01
4.	Ms. Aparna T. C.	12,210,000	1.31	0.27	12,210,000	1.31	0.27	-0.00
	Promoter Group							
5.	Mabella Trustee Services Private Limited	38,750,000	4.15	-	38,750,000	4.15	-	-0.01
6.	Ms. Kaavya Arakoni Venkat	11,790,000	1.26	-	11,790,000	1.26	-	-0.00
7.	M/s. Spire Investment Advisors LLP	3,200,000	0.34	0.34	3,200,000	0.34	-	-0.00
8.	Ms. Avanti Rashesh Shah	2,000,000	0.21	-	2,000,000	0.21	-	-0.00
9.	Ms. Sneha Sripad Desai	1,025,000	0.11	-	1,025,000	0.11	-	-0.00
10.	Ms. Sejal Premal Parekh	950,000	0.10	-	950,000	0.10	-	-0.00
11.	Ms. Shilpa Urvish Mody	950,000	0.10	-	950,000	0.10	-	-0.00
12.	Mr. Arakoni Venkatachalam Ramaswamy	50,000	0.01	-	50,000	0.01	-	0
	Total	307,284,490	32.95	5.61	307,284,490	32.88	6.22	-0.61

Note: The variation in % is due to increase of paid-up share capital

*The shareholding of Mr. Rashesh Shah and Mr. Venkatchalam Ramaswamy does not include 3,00,000 Equity Shares and 1,00,000 Equity Shares purchased by them respectively on March 31, 2020, as the said Equity Shares were credited to their respective demat accounts post March 31, 2020, as per the settlement cycle /calendar of the exchange.

Attachment – E

(iii) Change in Promoters' and Promoter Group Shareholding:

Sr. No.	Name	Shareholding at the beginning of the year as on April 1, 2019		Increase/Decrease in Shareholding during the year			Date of change	Cumulative Shareholding during the Year	
		No. of shares	% of total shares of the company	Increase in number of shares	Decrease in number of shares	Reason		No. of shares	% of total shares of the company
	Promoters								
1.	Mr. Rashesh Shah*	145,301,730	15.58	-	-	- As on	- 31.03.2020	- 145,301,730	- 15.55
2.	Mr. Venkatchalam Ramaswamy*	58,026,560	6.22	-	-	- As on	- 31.03.2020	- 58,026,560	- 6.21
3.	Ms. Vidya Shah	33,031,200	3.54	-	-	- As on	- 31.03.2020	- 33,031,200	- 3.54
4.	Ms. Aparna T. C.	12,210,000	1.31	-	-	- As on	- 31.03.2020	- 12,210,000	- 1.31
	Promoters Group								
5.	Mabella Trustee Services Private Limited	38,750,000	4.15	-	-	- As on	- 31.03.2020	- 38,750,000	- 4.15
6.	Ms. Kaavya Arakoni Venkat	11,790,000	1.26	-	-	- As on	- 31.03.2020	- 11,790,000	- 1.26
7.	M/s. Spire Investment Advisors LLP	3,200,000	0.34	-	-	- As on	- 31.03.2020	- 3,200,000	- 0.34
8.	Ms. Avanti Rashesh Shah	2,000,000	0.21	-	-	- As on	- 31.03.2020	- 2,000,000	- 0.21
9.	Ms. Sneha Sripad Desai	1,025,000	0.11	-	-	- As on	- 31.03.2020	- 1,025,000	- 0.11
10.	Ms. Sejal Premal Parekh	950,000	0.10	-	-	- As on	- 31.03.2020	- 950,000	- 0.10
11.	Ms. Shilpa Urvish Mody	950,000	0.10	-	-	- As on	- 31.03.2020	- 950,000	- 0.10
12.	Mr. Arakoni Venkatachalam Ramaswamy	50,000	0.01	-	-	- As on	- 31.03.2020	- 50,000	- 0.01

Note: The variation in % is due to increase of paid-up share capital

*The shareholding of Mr. Rashesh Shah and Mr. Venkatchalam Ramaswamy does not include 3,00,000 Equity Shares and 1,00,000 Equity Shares purchased by them respectively on March 31, 2020, as the said Equity Shares were credited to their respective demat accounts post March 31, 2020, as per the settlement cycle /calendar of the exchange.

Attachment - F

(iv) Shareholding Pattern of top ten Shareholders (other than Directors, Promoters, Promoter Group and Holders of GDRs and ADRs):

Sr. No.	Name	Shareholding at the beginning of the year as on April 1, 2019		Increase/Decrease in Shareholding during the year			Date of change \$	Cumulative Shareholding during the Year	
		No. of shares	% of total shares of the company	Increase in number of shares	Decrease in number of shares	Reason		No. of shares	% of total shares of the company
1	BIH SA	37,495,800	4.01	-	-	-	-	37,495,800	4.01
				568,420	-	Transfer	30.08.2019	38,064,220	4.07
				184,733	-	Transfer	06.09.2019	38,248,953	4.09
				946,847	-	Transfer	13. 09. 2019	39,195,800	4.19
				1,582,200	-	Transfer	04 .10. 2019	40,778,000	4.36
				1,167,800	-	Transfer	11. 10. 2019	41,945,800	4.49
				1,152,487	-	Transfer	18.10. 2019	43,098,287	4.61
				3,809,461	-	Transfer	27. 03. 2020	46,907,748	5.02
				100,000	-	Transfer	31. 03. 2020	47,007,748	5.03
				-	-	As on	31.03.2020	47,007,748	5.03
2	EDELWEISS EMPLOYEE WELFARE TRUST	3,75,95,270	4.03	-	-	-	-	-	-
						As on	31.03.2020	3,75,95,270	4.03
3	LIFE INSURANCE CORPORATION OF INDIA	2,015,373	0.22	-	-	-	-	2,015,373	0.22
				300,000	-	Transfer	05.04.2019	2,315,373	0.25
				809,448	-	Transfer	12.04.2019	3,124,821	0.33
				565,000	-	Transfer	19.04.2019	3,689,821	0.39
				325,552	-	Transfer	26.04.2019	4,015,373	0.43
				300,000	-	Transfer	03.05.2019	4,315,373	0.46
				1,375,000	-	Transfer	10.05.2019	5,690,373	0.61
				931,052	-	Transfer	17.05.2019	6,621,425	0.71
				742,656	-	Transfer	24.05.2019	7,364,081	0.79
				98,300	-	Transfer	31.05.2019	7,462,381	0.80
				317,993	-	Transfer	14.06.2019	7,780,374	0.83
				1,687,854	-	Transfer	21.06.2019	9,468,228	1.01
				1,148,622	-	Transfer	29.06. 2019	10,616,850	1.14
				1,063,054	-	Transfer	05.07.2019	11,679,904	1.25
				675,335	-	Transfer	12.07.2019	12,355,239	1.32
				1,272,844	-	Transfer	19.07.2019	13,628,083	1.46
				1,435,495	-	Transfer	26.07.2019	15,063,578	1.61
				1,061,253	-	Transfer	02.08. 2019	16,124,831	1.73
				1,820,456	-	Transfer	09 .08. 2019	17,945,287	1.92
				369,300	-	Transfer	16.08.2019	18,314,587	1.96

				450,000	-	Transfer	23 .08.2019	18,764,587	2.01
				150,000	-	Transfer	30 .08.2019	18,914,587	2.02
				489,947	-	Transfer	06.09. 2019	19,404,534	2.08
				240,147	-	Transfer	31.12. 2019	19,644,681	2.10
				353,958	-	Transfer	03.01. 2020	19,998,639	2.14
				398,455	-	Transfer	10.01. 2020	20,397,094	2.18
				600,000	-	Transfer	17.01. 2020	20,997,094	2.25
				-	-	As on	31.03.2020	20,997,094	2.25
4	TIAA-CREF FUNDS - TIAA-CREF EMERGING MARKETS EQUITY FUND	4,958,000	0.53	-	-	-	-	4,958,000	0.53
				4,072,608	-	Transfer	18.10.2019	9,030,608	0.97
				4,038,451	-	Transfer	25.10. 2019	13,069,059	1.40
				819,803	-	Transfer	01.11.2019	13,888,862	1.49
				49,7038	-	Transfer	08.11.2019	14,385,900	1.54
				297,157	-	Transfer	28.02.2020	14,683,057	1.57
				863,358	-	Transfer	13.03.2020	15,546,415	1.66
				3,809,142	-	Transfer	20.03.2020	19,355,557	2.07
				-	-	As on	31.03.2020	19,355,557	2.07
5	HDFC TRUSTEE COMPANY LTD - A/C HDFC MID - CAPOPPORTUNITIES FUND	23,997,300	2.57	-	-	-	-	23,997,300	2.57
				-	(5,070,588)	Transfer	27.09.2019	18,926,712	2.03
				-	(1,421,909)	Transfer	25.10. 2019	17,504,803	1.87
				-	(178,603)	Transfer	01.11.2019	17,326,200	1.85
				-	-	As on	31.03.2020	17,326,200	1.85
6	BARON EMERGING MARKETS FUND	5,270,167	0.56	-	-	-	-	5,270,167	0.56
				572,572	-	Transfer	05.04.2019	5,842,739	0.63
				757,525	-	Transfer	17.05.2019	6,600,264	0.71
				651,883	-	Transfer	24.05.2019	7,252,147	0.78
				857,902	-	Transfer	31.05.2019	8,110,049	0.87
				1,149,213	-	Transfer	07.06.2019	9,259,262	0.99
				615,756	-	Transfer	19.07.2019	9,875,018	1.06
				347,620	-	Transfer	23.08.2019	10,222,638	1.09
				845,257	-	Transfer	30.08.2019	11,067,895	1.18
				395,533	-	Transfer	20.09.2019	11,463,428	1.23
				-	(1,008,474)	Transfer	04.10. 2019	10,454,954	1.12
				-	(1,875,507)	Transfer	11.10. 2019	8,579,447	0.92
				2,297,849	-	Transfer	15.11.2019	10,877,296	1.16
				2,879,104	-	Transfer	22.11.2019	13,756,400	1.47
				786,917	-	Transfer	29.11.2019	14,543,317	1.56
				-	-	As on	31.03.2020	14,543,317	1.56

7	CDPQ PRIVATE EQUITY ASIA II PTE. LTD.	14,000,000	1.50	-	-	-	-	14,000,000	1.50
				-	-	As on	31.03.2020	14,000,000	1.50
8	THE WELLINGTON TRUST COMPANY NATIONAL ASSOCIATION MULTIPLE COMMON TRUST FUNDS TRUST EMERGING MARKETS LOCAL EQUITY PORTFOLIO	6,375,045	0.68	-	-	-	-	6,375,045	0.68
				-	180,263	Transfer	12.07.2019	6,194,782	0.66
				893,555	-	Transfer	30.08.2019	7,088,337	0.76
				111,410	-	Transfer	08.11.2019	7,199,747	0.77
				1,015,349	-	Transfer	15.11.2019	8,215,096	0.88
				177,981	-	Transfer	13.12.2019	8,393,077	0.90
				430,249	-	Transfer	20.12.2019	8,823,326	0.94
				200,133	-	Transfer	27.12.2019	9,023,459	0.97
				1,176,040	-	Transfer	07.02.2020	10,199,499	1.09
				1,010,683	-	Transfer	14.02.2020	11,210,182	1.20
				215,889	-	Transfer	21.02.2020	11,426,071	1.22
				546,821	-	Transfer	28.02.2020	11,972,892	1.28
				932,711	-	Transfer	20.03.2020	12,905,603	1.38
				328,106	-	Transfer	31.03.2020	13,233,709	1.42
				-	-	As on	31.03.2020	13,233,709	1.42
9	THE PABRAI INVESTMENT FUND IV, LP	10,752,000	1.15	-	-	-	-	10,752,000	1.15
				147,742	-	Transfer	30.08.2019	10,899,742	1.17
				464,258	-	Transfer	06.09.2019	11,364,000	1.22
				675,000	-	Transfer	13.09.2019	12,039,000	1.29
				685,000	-	Transfer	20.09.2019	12,724,000	1.36
				-	1,238,012	Transfer	29.11.2019	11,485,988	1.23
				-	205,195	Transfer	06.12. 2019	11,280,793	1.21
				-	445,000	Transfer	13.12. 2019	10,835,793	1.16
				-	405,000	Transfer	20.12. 2019	10,430,793	1.12
				2,675,048	-	Transfer	24.01.2020	13,105,841	1.40
				159	-	Transfer	21.02.2020	13,106,000	1.40
				-	-	As on	31.03.2020	13,106,000	1.40
10	DEEPAK MITTAL	11,911,300	1.27	-	-	-	-	11,911,300	1.27
				50,000	-	ESOP Allotment	21.02.2020	11,961,300	1.28
						As on	31.03.2020	11,961,300	1.28

11	VIKAS VIJAYKUMAR KHEMANI	12,370,142	1.32	-	-	-	-	12,370,142	1.32
				-	575,000	Transfer	06.09.2019	11,795,142	1.26
				-	1,026,222	Transfer	13.09.2019	10,768,920	1.15
				-	92,031	Transfer	22.11.2019	10,676,889	1.14
				-	617,095	Transfer	20.03.2020	10,059,794	1.08
				-	-	As on	31.03.2020	10,059,794	1.08
12	PRIYA C KHUBCHANDANI	10,488,310	1.12	-	-			10,488,310	1.12
				-	70,000	Transfer	16.08.2019	10,418,310	1.12
				-	822,384	Transfer	24.01.2020	9,595,926	1.03
				-	-	As on	31.03.2020	9,595,926	1.03
13	STEADVIEW CAPITAL MAURITIUS LIMITED	12,676,478	1.37	-	-	-	-	12,676,478	1.36
				-	2,218,106	Transfer	19.07.2019	10,458,372	1.12
				-	1,391	Transfer	26.07.2019	10,456,981	1.12
				-	3,200,216	Transfer	30.08.2019	7,256,765	0.78
				-	703,887	Transfer	06.09.2019	6,552,878	0.70
				-	2,866,864	Transfer	13.09.2019	3,686,014	0.39
				-	3,686,014	Transfer	20.09.2019	-	0.00
				-	-	As on	31.03.2020	-	0.00

*The variation in the % is due to change in the paid-up share capital of the Company.

Note\$: The date of change is considered on which the beneficiary position is downloaded.

Attachment - G

(v) Shareholding of Directors and Key Managerial Personnel:

Sr. No.	Name	Shareholding at the beginning of the year as on April 1, 2019		Increase/Decrease in Shareholding during the year			Date	Cumulative Shareholding during the Year	
		No. of shares	% of total shares of the company	Increase in number of shares	Decrease in number of shares	Reason		No. of shares	% of total shares of the company
(A)	Directors								
1	Mr. Rashesh Shah*	145,301,730	15.55	-	-	- As on	- 31.03.2020	- 145,301,730	- 15.55
2	Mr. Venkatachalam Ramaswamy*	58,026,560	6.21	-	-	- As on	- 31.03.2020	- 58,026,560	- 6.21
3	Ms. Vidya Shah	33,031,200	3.53	-	-	- As on	- 31.03.2020	- 33,031,200	- 3.53
4	Mr. Himanshu Kaji	39,87,500	0.43	-	-	- As on	- 31.03.2020	- 39,87,500	- 0.43
5	Mr. Rujan Panjwani	12,966,380	1.39	-	-	- As on	- 31.03.2020	- 12,966,380	- 1.39
6	Mr. P.N. Venkatachalam	2,70,000	0.03	-	-	- As on	- 31.03.2020	- 2,70,000	- 0.03
7	Mr. Berjis Desai	1,37,500	0.01	-	1,37,500	Transfer As on	04.06.2019 31.03.2020	- -	- -
8	Mr. Navtej Nandra	79,74,180	0.85	-	-	- As on	- 31.03.2020	- 79,74,180	- 0.85
9	Mr. Kunnasagaran Chinniah	-	-	-	-	-	-	-	-
10	Mr. Biswamohan Mahapatra	-	-	-	-	-	-	-	-
11	Ms. Anita George	-	-	-	-	-	-	-	-
12	Dr. Ashima Goyal	-	-	-	-	-	-	-	-
13	Mr. Ashok Kini	-	-	-	-	-	-	-	-
(B)	Key Managerial Personnel								
	Mr. S. Ranganathan	1,098,750	0.12	-	26,000 60,500 30,000 50,000	Transfer Transfer Transfer Transfer	28.08.2019 12.09.2019 17.09.2019 20.09.2019	1,072,750 1,012,250 9,82,250 9,32,250	0.11 0.11 0.11 0.10
	Mr. B. Renganathan	85,312	0.01	-	-	- As on	- 31.03.2020	- 85,312	- 0.01

*The shareholding of Mr. Rashesh Shah and Mr. Venkatachalam Ramaswamy does not include 3,00,000 Equity Shares and 1,00,000 Equity Shares purchased by them respectively on March 31, 2020, as the said Equity Shares were credited to their respective demat accounts post March 31, 2020, as per the settlement cycle /calendar of the exchange.

Attachment – H

V. INDEBTEDNESS

Indebtedness of the Company including interest outstanding/accrued but not due for payment

(₹ in million)

	Secured Loans excluding deposits	Unsecured Loans	Deposits	Total Indebtedness
Indebtedness at the beginning of the financial year				
i) Principal Amount	-	3,636.36	-	3,636.36
ii) Interest due but not paid	-	24.27	-	24.27
iii) Interest accrued but not due	-	-	-	-
Total (i+ii+iii)	-	3,660.63	-	3,660.63
Change in Indebtedness during the financial year				
• Addition	-	814.88	-	814.88
• Reduction	-	3,008.88	-	3,008.88
Net Change	-	2,194.00	-	2,194.00
Indebtedness at the end of the financial year				
i) Principal Amount	-	1,453.21	-	1,453.21
ii) Interest due but not paid	-	13.42	-	13.42
iii) Interest accrued but not due	-	-	-	-
Total (i+ii+iii)	-	1,466.63	-	1,466.63

Attachment - I**VI. REMUNERATION OF DIRECTORS AND KEY MANAGERIAL PERSONNEL****A. Remuneration to Managing Director, Whole-time Directors and/or Manager:****(Rs. in million)**

Sl. no.	Particulars of Remuneration	Mr. Rashesh Shah	Mr. Venkatchalam Ramasawmy	Mr.Himanshu Kaji	Mr. Rujan Panjwani	Total
1.	Gross salary	12.65	1.20	11.87	2.95	28.67
	(a) Salary as per provisions contained in section 17(1) of the Income-tax Act,1961	0.04	-	0.04	0.02	0.10
	(b) Value of perquisites u/s 17(2) Income-tax Act, 1961	-	-	-	-	-
	(c) Profits in lieu of salary under section 17(3) Income-tax Act, 1961	-	-	-	-	-
2.	Stock Option	-	-	-	-	-
3.	Sweat Equity	-	-	-	-	-
4.	Commission - as % of profit - others, specify...	-	-	-	-	-
5.	Others: Bonus*	-	10.00	-	25.00	35.00
	Total (A)	12.69	11.20	11.91	27.97	63.77
	Ceiling as per the Act	The total managerial remuneration is within the ceilings prescribed. the Act				

*Relates to Financial Year 2018-19

B. Remuneration to other directors:

(Rs. In million)

[illegible]

C. Remuneration to Key Managerial Personnel other than MD/Manager/WTB:

(Rs. In million)

Sr. No.	Particulars of Remuneration	CFO	CS	Total
1.	Gross salary			
	(a) Salary as per provisions contained in section 17(1) of the Income-tax Act, 1961	11.14	9.66	20.80
	(b) Value of perquisites u/s 17(2) Income-tax Act, 1961	0.04	-	0.04
	(c) Profits in lieu of salary under section 17(3) Income-tax Act, 1961	-	-	-
2.	Stock Option	-	-	-
3.	Sweat Equity	-	-	-
4.	Commission - as % of profit - Others, specify...	-	-	-
5.	Others, please specify (Bonus)	3.10	14.00	17.10
	Total	14.28	23.66	37.94

Attachment- J**VII. PENALTIES / PUNISHMENT/ COMPOUNDING OF OFFENCES:**

Type	Section of the Companies Act	Brief Description	Details of Penalty / Punishment/Compounding fees imposed	Authority [RD /NCLT/ COURT]	Appeal made, if any (give Details)
A. COMPANY					
Penalty	SEBI had passed an Adjudication Order dated March 31, 2016, in the matter of IPO ofElectrosteel Steels Limited imposing a penalty of Rs. 1,00,00,000 on Edelweiss Financial Services Limited, along with other two Merchant Bankers (“the Merchant Bankers”), which was liable to be paid jointly and severally. The Merchant Bankers filed an Appeal before Securities Appellate Tribunal against the Adjudicating Order. The Securities Appellate Tribunal vide its Order dated November 14, 2019, had reduced the penalty amount from Rs. 1,00,00,000 to Rs. 50,00,000. The penalty of Rs. 50,00,000 imposed on the Merchant Bankers has been paid jointly by the Merchant Bankers out of which the Company has paid Rs. 16,66,667 towards its share in this matter on December 3, 2019.				
Punishment					
Compounding					
B. DIRECTORS					
Penalty	None				
Punishment					
Compounding					
C. OTHER OFFICERS IN DEFAULT					
Penalty	None				
Punishment					
Compounding					

July 04, 2020
Mumbai

Sd/-
Rashesh Shah
Chairman, Managing Director & CEO
DIN No. 00008322