

## **INDEPENDENT AUDITOR'S REPORT**

To the Members of Edelgive Foundation

### **Report on the Audit of the Ind AS Financial Statements**

#### **Opinion**

We have audited the accompanying Ind AS financial statements of Edelgive Foundation ("the Company"), which comprise the Balance sheet as at March 31 2020, the Statement of Income and Expenditure, the Cash Flow Statement and the Statement of Changes in Equity for the year then ended, and notes to the Ind AS financial statements, including a summary of significant accounting policies and other explanatory information.

In our opinion and to the best of our information and according to the explanations given to us, the aforesaid Ind AS financial statements give the information required by the Companies Act, 2013, as amended ("the Act") in the manner so required and give a true and fair view in conformity with the accounting principles generally accepted in India, of the state of affairs of the Company as at March 31, 2020, its surplus, its cash flows and the changes in equity for the year ended on that date.

#### **Basis for Opinion**

We conducted our audit of the Ind AS financial statements in accordance with the Standards on Auditing (SAs), as specified under section 143(10) of the Act. Our responsibilities under those Standards are further described in the 'Auditor's Responsibilities for the Audit of the Ind AS Financial Statements' section of our report. We are independent of the Company in accordance with the 'Code of Ethics' issued by the Institute of Chartered Accountants of India together with the ethical requirements that are relevant to our audit of the financial statements under the provisions of the Act and the Rules thereunder, and we have fulfilled our other ethical responsibilities in accordance with these requirements and the Code of Ethics. We believe that the audit evidence we have obtained is sufficient and appropriate to provide a basis for our audit opinion on the Ind AS financial statements.

#### **Information Other than the Financial Statements and Auditor's Report Thereon**

The Company's Board of Directors is responsible for the other information. The other information comprises the information included in the Board Report but does not include the Ind AS financial statements and our auditor's report thereon.

Our opinion on the Ind AS financial statements does not cover the other information and we do not express any form of assurance conclusion thereon.

In connection with our audit of the Ind AS financial statements, our responsibility is to read the other information and, in doing so, consider whether such other information is materially inconsistent with the financial statements or our knowledge obtained in the audit or otherwise appears to be materially misstated. If, based on the work we have performed, we conclude that there is a material misstatement of this other information, we are required to report that fact. We have nothing to report in this regard.

#### **Responsibility of Management for the Ind AS Financial Statements**

The Company's Board of Directors is responsible for the matters stated in section 134(5) of the Act with respect to the preparation of these Ind AS financial statements that give a true and fair view of the financial position, financial performance, cash flows and changes in equity of the Company in accordance with the accounting principles generally accepted in India, including the Indian Accounting Standards (Ind AS) specified under section 133 of the Act read with the Companies (Indian Accounting Standards) Rules, 2015, as amended. This responsibility also includes maintenance of adequate accounting records in accordance with the provisions of the Act for safeguarding of the assets of the Company and for preventing and detecting frauds and other irregularities; selection and application of appropriate accounting policies; making judgments and estimates that are reasonable and prudent; and the design, implementation and maintenance of adequate internal financial controls, that were operating effectively for ensuring the accuracy and completeness of the accounting records, relevant to the preparation and presentation of the Ind AS financial statements that give a true and fair view and are free from material misstatement, whether due to fraud or error.

In preparing the Ind AS financial statements, management is responsible for assessing the Company's ability to continue as a going concern, disclosing, as applicable, matters related to going concern and using the going concern basis of accounting unless management either intends to liquidate the Company or to cease operations, or has no realistic alternative but to do so.

Those Board of Directors are also responsible for overseeing the Company's financial reporting process.

#### **Auditor's Responsibilities for the Audit of the Ind AS Financial Statements**

Our objectives are to obtain reasonable assurance about whether the Ind AS financial statements as a whole are free from material misstatement, whether due to fraud or error, and to issue an auditor's report that includes our opinion. Reasonable assurance is a high level of assurance but is not a guarantee that an audit conducted in accordance with SAs will always detect a material misstatement when it exists. Misstatements can arise from fraud or error and are considered material if, individually or in the aggregate, they could reasonably be expected to influence the economic decisions of users taken on the basis of these Ind AS financial statements.

As part of an audit in accordance with SAs, we exercise professional judgment and maintain professional skepticism throughout the audit. We also:

- ▶ Identify and assess the risks of material misstatement of the Ind AS financial statements, whether due to fraud or error, design and perform audit procedures responsive to those risks, and obtain audit evidence that is sufficient and appropriate to provide a basis for our opinion. The risk of not detecting a material misstatement resulting from fraud is higher than for one resulting from error, as fraud may involve collusion, forgery, intentional omissions, misrepresentations, or the override of internal control.
- ▶ Obtain an understanding of internal control relevant to the audit in order to design audit procedures that are appropriate in the circumstances, but not for the purpose of expressing an opinion on the effectiveness of internal control under section 143(3)(i) of the Act.
- ▶ Evaluate the appropriateness of accounting policies used and the reasonableness of accounting estimates and related disclosures made by management.
- ▶ Conclude on the appropriateness of management's use of the going concern basis of accounting and, based on the audit evidence obtained, whether a material uncertainty exists related to events or conditions that may cast significant doubt on the Company's ability to continue as a going concern. If we conclude that a material uncertainty exists, we are required to draw attention in our auditor's report to the related disclosures in the financial statements or, if such disclosures are inadequate, to

modify our opinion. Our conclusions are based on the audit evidence obtained up to the date of our auditor's report. However, future events or conditions may cause the Company to cease to continue as a going concern.

- ▶ Evaluate the overall presentation, structure and content of the Ind AS financial statements, including the disclosures, and whether the Ind AS financial statements represent the underlying transactions and events in a manner that achieves fair presentation.

We communicate with those charged with governance regarding, among other matters, the planned scope and timing of the audit and significant audit findings, including any significant deficiencies in internal control that we identify during our audit.

We also provide those charged with governance with a statement that we have complied with relevant ethical requirements regarding independence, and to communicate with them all relationships and other matters that may reasonably be thought to bear on our independence, and where applicable, related safeguards.


#### **Report on Other Legal and Regulatory Requirements**

1. This report does not contain a statement on matters specified in paragraph 3 and 4 of the Companies (Auditor's Report) Order, 2016 ("the Order"), issued by the Central Government of India in terms of sub-section (11) of section 143 of the Act, in our opinion, and according to the information and explanations given to us, the Order is not applicable in case of the Company.
2. As required by Section 143(3) of the Act, we report that:
  - (a) We have sought and obtained all the information and explanations which to the best of our knowledge and belief were necessary for the purposes of our audit;
  - (b) In our opinion, proper books of account as required by law have been kept by the Company so far as it appears from our examination of those books;
  - (c) The Balance Sheet, the Statement of Income and Expenditure, the Cash Flow Statement and Statement of Changes in Equity dealt with by this Report are in agreement with the books of account;
  - (d) In our opinion, the aforesaid Ind AS financial statements comply with the Accounting Standards specified under Section 133 of the Act, read with Companies (Indian Accounting Standards) Rules, 2015, as amended;
  - (e) On the basis of the email representations received from the directors as on March 31, 2020 taken on record by the Board of Directors, none of the directors is disqualified as on March 31, 2020 from being appointed as a director in terms of Section 164 (2) of the Act;
  - (f) Clause (i) of section 143(3) is not applicable pursuant to notification G.S.R.583(E) dated 13 June 2017;
  - (g) In our opinion, no managerial remuneration was paid/payable for the year ended March 31, 2019 by the Company to its directors in accordance with the provisions of section 197 read with Schedule V to the Act;
  - (h) With respect to the other matters to be included in the Auditor's Report in accordance with Rule 11 of the Companies (Audit and Auditors) Rules, 2014, as amended in our opinion and to the best of our information and according to the explanations given to us:
    - i. The Company does not have any pending litigations which would impact its financial position (Refer note 21 to the Financial Statements);
    - ii. The Company did not have any long-term contracts including derivative contracts for which there were any material foreseeable losses (Refer note 32 to the Financial Statements);

***S.R. BATLIBOI & Co. LLP***  
Chartered Accountants

- iii. There were no amounts which were required to be transferred to the Investor Education and Protection Fund by the Company.

For S.R. Batliboi & Co. LLP  
Chartered Accountants  
ICAI Firm Registration Number: 301003E/E300005



per Shrawan Jalan  
Partner  
Membership Number: 102102  
UDIN: 20102102AAAAGS1244  
Place of Signature: Mumbai  
Date: June 24, 2020

# EdelGive Foundation

## Balance Sheet

(Currency: Indian Rupees in Thousands)

		As at 31 March 2020	As at 31 March 2019
Note			
<b>ASSETS</b>			
<b>Non-current assets</b>			
(a) Property, Plant and Equipment	2	154.92	282.69
(b) Income tax assets (net)		1,058.13	928.69
		<u>1,213.05</u>	<u>1,211.38</u>
<b>Current assets</b>			
(a) Financial Assets			
(i) Investments	3	15,883.68	15,625.99
(ii) Cash and cash equivalents	4	142,493.94	161,267.45
(iii) Bank balances other than cash and cash equivalents	5	76,029.45	9,601.83
(b) Other current assets	6	309.57	2,164.36
		<u>234,716.64</u>	<u>188,659.63</u>
<b>TOTAL ASSETS</b>		<u><b>235,929.69</b></u>	<u><b>189,871.01</b></u>
<b>EQUITY AND LIABILITIES</b>			
<b>Equity</b>			
(a) Equity share capital	7	100.00	100.00
(b) Corpus Fund		104,100.00	64,100.00
(c) Other equity	8	129,157.36	121,809.80
		<u>233,357.36</u>	<u>186,009.80</u>
<b>Liabilities</b>			
<b>Current liabilities</b>			
(a) Trade payables			
Total outstanding dues of micro enterprises and small enterprises		-	-
Total outstanding dues to creditors other than micro enterprises and small enterprises	9	1,574.82	2,786.75
(b) Provisions	10	91.05	43.00
(c) Other current liabilities	11	906.46	1,031.46
<b>TOTAL EQUITY AND LIABILITIES</b>		<u><b>235,929.69</b></u>	<u><b>189,871.01</b></u>

The accompanying notes are an integral part of the financial statements


1 to 33

As per our report of even date attached.

**For S.R. Batliboi & Co. LLP**

Chartered Accountants

ICAI Firm Registration Number: 301003E/E300005



per Shrawan Jalan

Partner

Membership No: 102102

Mumbai  
24 June 2020

**For and on behalf of the Board of Directors**




Vidya Shah  
Director  
DIN - 00274831



Naghma Mulla  
Director  
DIN - 07428351

Mumbai  
24 June 2020



# EdelGive Foundation

## Statement of Income and Expenditure

(Currency: Indian Rupees in Thousands)

	Note	For the year ended 31 March 2020	For the year ended 31 March 2019
<b>I. Revenue from operations</b>			
Donation Mobilized	12	506,645.23	471,604.30
Interest income	13	9,139.59	7,490.87
Net gain on fair value changes	14	344.78	530.39
<b>Total Revenue from operations</b>		<b>516,129.60</b>	<b>479,625.56</b>
<b>II. Other income</b>	15	<b>47.44</b>	<b>-</b>
<b>III. Total Revenue from operations</b>		<b>516,177.04</b>	<b>479,625.56</b>
<b>IV. Expenses</b>			
Funds Deployed	26	402,566.36	345,071.14
Employee benefits expense	16	6,219.28	2,603.37
Depreciation, amortisation and impairment	2	176.80	404.01
Other expenses	17	99,867.04	77,233.68
<b>Total expenses</b>		<b>508,829.48</b>	<b>425,312.20</b>
<b>VII. Surplus for the year</b>		<b>7,347.56</b>	<b>54,313.36</b>
<b>Earnings per equity share (Face value of Rs. 10 each):</b>	20		
(1) Basic		734.76	5,431.34
(2) Diluted		734.76	5,431.34


The accompanying notes are an integral part of these financial statements 1 to 33

This is the statement of profit and loss referred to in our report of even date.

For S.R. Batliboi & Co LLP

Chartered Accountants

ICAI Firm Registration Number :301003E/E300005




per Shrawan Jalan

Partner

Membership No: 102102

For and on behalf of the Board of Directors



Vidya Shah

Director

DIN - 00274831



Naghma Mulla

Director

DIN - 07428351

Mumbai

24 June 2020

Mumbai

24 June 2020



# EdelGive Foundation

## Cash Flow Statement

(Currency: Indian Rupees in Thousands)

	For the year ended 31 March 2020	For the year ended 31 March 2019
<b>A Cash flow from operating activities</b>		
Surplus for the year	7,347.56	54,313.36
<i>Adjustments for:</i>		
Depreciation and amortisation expenses	176.80	404.01
(Profit) / loss on sale of property, plant and equipment and intangible assets (net)	(3.07)	-
Interest income	(9,139.59)	(7,490.87)
<b>Operating cash flow before working capital changes</b>	<b>(1,618.30)</b>	<b>47,226.50</b>
<i>Adjustments for:</i>		
Decrease/(increase) in investments	(257.70)	(15,625.98)
Decrease/(increase) in Other non-financial assets	1,854.78	(1,539.50)
Decrease/(increase) in bank balances other than cash and cash equivalents	(66,427.62)	48,591.50
Increase / (decrease) in trade payables	(1,211.93)	1,478.58
Increase / (decrease) in provisions	48.05	43.00
Increase / (decrease) in provision for policyholders' liabilities		
Increase / (decrease) in other non-financial liabilities	(125.00)	594.53
Increase / (decrease) in Corpus Fund	40,000.00	-
<b>Cash generated / (used) in operations</b>	<b>(27,737.72)</b>	<b>80,768.63</b>
Income taxes paid (net of refund)	(129.44)	(450.43)
<b>Net cash generated / (used) in operating activities - A</b>	<b>(27,867.16)</b>	<b>80,318.20</b>
<b>B Cash flow from investing activities</b>		
Sale /(Purchase) of property, plant and equipment and intangible assets	(45.94)	(296.39)
Interest received	9,139.59	7,490.86
<b>Net cash used in investing activities - B</b>	<b>9,093.65</b>	<b>7,194.47</b>
<b>C Cash flow from financing activities -C</b>	<b>-</b>	<b>-</b>
<b>Net Increase/(decrease) in cash and cash equivalents (A+B+C)</b>	<b>(18,773.51)</b>	<b>87,512.67</b>
Cash and cash equivalents as at the beginning of the year	161,267.45	73,754.78
Cash and cash equivalents as at the end of the year	<b>142,493.94</b>	<b>161,267.45</b>


### Notes:

- Cash Flow Statement has been prepared under the indirect method as setout in Ind AS 7 prescribed under the Companies Act.

For S.R. Batliboi & Co LLP

Chartered Accountants

ICAI Firm Registration Number :301003E/E300005



per Shrawan Jalan


Partner

Membership No: 102102

Mumbai

24 June 2020

For and on behalf of the Board of Directors



Vidya Shah

Director

DIN - 00274831

Mumbai


24 June 2020



Naghma Mulla

Director

DIN - 07428351



# EdelGive Foundation

## Statement of Changes in Equity (Currency: Indian Rupees in Thousands)

### Equity share capital / Corpus Fund

Component	Balance at the beginning of the reporting period (1 April 2019)	Changes in equity share capital	Balance at the end of the reporting period (31 March 2020)
Equity	100.00	-	100.00
Corpus Fund (Refer Note 30)	64,100.00	40,000.00	104,100.00
<b>Total</b>	<b>64,200.00</b>	<b>40,000.00</b>	<b>104,200.00</b>

	Balance at the beginning of the reporting period (1 April 2018)	Changes in equity share capital	Balance at the end of the reporting period (31 March 2019)
Equity	100.00	-	100.00
Corpus Fund	64,100.00	-	64,100.00
<b>Total</b>	<b>64,200.00</b>	<b>-</b>	<b>64,200.00</b>

### Other Equity

	Reserves and Surplus	
	Retained earnings	Total
Balance as at 1 April 2018	67,496.44	67,496.44
Ind AS adjustments	-	-
Surplus for the year	54,313.36	54,313.36
Other comprehensive income	-	-
<b>Total Comprehensive Income for the year</b>	<b>54,313.36</b>	<b>54,313.36</b>
Any other change (to be specified)	-	-
<b>Balance at 31 March 2019</b>	<b>121,809.80</b>	<b>121,809.80</b>
Surplus for the year	7,347.56	7,347.56
Other comprehensive income	-	-
<b>Total Comprehensive Income for the year</b>	<b>7,347.56</b>	<b>7,347.56</b>
Any other change (to be specified)	-	-
<b>Balance as at 31 March 2020</b>	<b>129,157.36</b>	<b>129,157.36</b>

The accompanying notes are an integral part of these financial statements 1 to 33  
This is the statement of change in equity referred to in our report of even date.

For S.R. Battliboi & Co LLP

Chartered Accountants

ICAI Firm Registration Number :301003E/E300005



Shrawan Jalan


Partner

Membership No: 102102

Mumbai

24 June 2020

For and on behalf of the Board of Directors



Vidya Shah

Director

DIN - 00274831

Mumbai

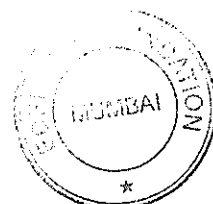
24 June 2020



Naghma Mulla

Director

DIN - 07428351





## EdelGive Foundation

### Notes to the financial statement for the year ended 31 March 2020

#### 1. Corporate information:

EdelGive Foundation ('the Company') is incorporated on May 29, 2008 as non profit company under Section 25 of the Companies Act, 1956 (presently referred as Section 8 of the Companies Act, 2013). The Company is a subsidiary of Edelweiss Financial Services Limited.

The Company's primary focus is in the areas of education, women empowerment and livelihood by building sustainable organisations that promotes social growth and innovation.

#### 1.1 Basis of preparation:


The financial statements of the Company have been prepared in accordance with Indian Accounting Standards (Ind AS) notified under the Companies (Indian Accounting Standards) Rules, 2015 (as amended from time to time).

These financial statements have been prepared on a historical cost basis. The financial statements are presented in Indian Rupees (INR) and all values are rounded to the nearest thousands, except when otherwise indicated.

The COVID-19 pandemic outbreak across the world including India has resulted in most countries announcing lockdowns and quarantine measures that have sharply stalled economic activities across the world. The Indian Government too has imposed lockdowns starting from March 24, 2020. The Indian economy is impacted and would continue to be impacted by this pandemic and the resultant lockdown, due to the contraction in industrial and services output across small and large businesses.

As at 31 March 2020, the Company has sufficient capital and liquidity position. Asset quality is being reviewed as part of the risk management and provisioning assessment. With sufficient capital, liquidity and ability to raise funds, provides adequate support that Company would continue to fulfil all required contractual obligations. The management believes that the Company will be able to pay its obligations as and when these become due in the foreseeable future. The Company would continue to focus on maintaining adequate capital and ensuring liquidity at all points in time.

In preparing these financial statements, the Company's management has assessed the impact of the pandemic on its operations and its assets including the value of its investments as at March 31, 2020 based on estimate of the future results and various internal and external information available up to the date of approval of these financial statements. The estimates as at the date of approval of these financial Statement may differ based on the ongoing impact of the pandemic and the timing of the improvement in the economy and the financial markets. The Company will continue to closely monitor material changes in markets and future economic conditions.



*Handwritten signature*

Notes to the financial statement for the year ended 31 March 2020

**1.2 Presentation of financial statements:**

The Company presents its balance sheet in order of liquidity in compliance with the Division II of the Schedule III to the Companies Act, 2013. An analysis regarding recovery or settlement within 12 months after the reporting date (current) and more than 12 months after the reporting date (non-current) is presented in "Note 27-Maturity analysis of assets and liabilities".

Financial assets and financial liabilities are generally reported gross in the balance sheet. They are only offset and reported net when, in addition to having an unconditional legally enforceable right to offset the recognised amounts without being contingent on a future event, the parties also intend to settle on a net basis in all of the following circumstances:

- The normal course of business
- The event of default
- The event of insolvency or bankruptcy of the Company and or its counterparties

**1.3 Significant accounting policies**

**1.3.1 Recognition of Receipts and interest income**

**1.3.1.1 Donation mobilized**

Donations/voluntary contributions which are made with a specific direction that they shall form part of the corpus of the Company are added to Corpus Fund and disclosed as a liability in the balance sheet and others are treated as income as and when received. All donations received during the year are towards the objectives of the Company.

**1.3.1.2 Interest income**

- Interest income is recognised on effective interest method
- Profit/loss on sale of investments is recognised on trade date basis


**1.3.2 Financial instruments:**

**1.3.2.1 Date of recognition:**

Financial assets and liabilities with exception of loans and borrowings are initially recognised on the trade date, i.e. the date the Company becomes a party to the contractual provisions of the instrument. This includes regular way trades, purchases or sales of financial assets that require delivery of assets within the time frame generally established by regulation or convention in the market place. Loans are recognised when funds are transferred to the customers' account. The Company recognises borrowings when funds are available for utilisation to the Company.

**1.3.2.2 Initial measurement of financial instruments:**

Financial assets and financial liabilities are initially measured at fair value. Transaction costs that are directly attributable to the acquisition or issue of financial assets and financial liabilities (other than financial assets and financial liabilities at fair value through profit or loss) are added to or deducted from the fair value of the financial assets or financial liabilities, as appropriate, on initial recognition. Transaction costs directly attributable to the acquisition of financial assets or financial liabilities at fair value through profit or loss are recognised immediately in profit or loss.



✓ *Chyke*

**1.3.2.3 Day 1 profit and loss:**

When the transaction price of the financial instrument differs from the fair value at origination and the fair value is based on a valuation technique using only inputs observable in market transactions, the Company recognises the difference between the transaction price and fair value in net gain on fair value changes. In those cases where fair value is based on models for which some of the inputs are not observable, the difference between the transaction price and the fair value is deferred and is only recognised in profit or loss when the inputs become observable, or when the instrument is derecognised.

**1.3.2.4 Classification & measurement categories of financial assets and liabilities:**

The Company classifies all of its financial assets based on the business model for managing the assets and the asset's contractual terms, measured at either:

**Financial assets carried at amortised cost (AC)**


A financial asset is measured at amortised cost if it is held within a business model whose objective is to hold the asset in order to collect contractual cash flows and the contractual terms of the financial asset give rise on specified dates to cash flows that are solely payments of principal and interest on the principal amount outstanding. The changes in carrying value of financial assets is recognised in profit and loss account.

**Financial assets at fair value through other comprehensive income (FVTOCI)**

A financial asset is measured at FVTOCI if it is held within a business model whose objective is achieved by both collecting contractual cash flows and selling financial assets and the contractual terms of the financial asset give rise on specified dates to cash flows that are solely payments of principal and interest on the principal amount outstanding. The changes in fair value of financial assets is recognised in Other Comprehensive Income.

**Financial assets at fair value through profit or loss (FVTPL)**

A financial asset which is not classified in any of the above categories are measured at FVTPL. The Company measures all financial assets classified as FVTPL at fair value at each reporting date. The changes in fair value of financial assets is recognised in Profit and loss account.



*Amr*

**1.3.3 Financial assets and liabilities:**

**1.3.3.1 Amortized cost**

The amortised cost of a financial asset is the amount at which the financial asset is measured at initial recognition minus the principal repayments, plus the cumulative amortisation using the effective interest method of any difference between that initial amount and the maturity amount, adjusted for any loss allowance. On the other hand, the gross carrying amount of a financial asset is the amortised cost of a financial asset before adjusting for any loss allowance.

**1.3.3.2 Financial assets at fair value through profit or loss:**


Financial assets in this category are those that are not held for trading and have been either designated by management upon initial recognition or are mandatorily required to be measured at fair value under Ind AS 109. Management only designates an instrument at FVTPL upon initial recognition when one of the following criteria are met. Such designation is determined on an instrument-by-instrument basis.

- The designation eliminates, or significantly reduces, the inconsistent treatment that would otherwise arise from measuring the assets or liabilities or recognising gains or losses on them on a different basis; or

Financial assets at FVTPL are recorded in the balance sheet at fair value. Changes in fair value are recorded in profit and loss with the exception of movements in fair value of liabilities designated at FVTPL due to changes in the Company's own credit risk. Such changes in fair value are recorded in the own credit reserve through OCI and do not get recycled to the profit or loss. Interest earned or incurred on instruments designated at FVTPL is accrued in interest income or finance cost, respectively, using the EIR, taking into account any discount/ premium and qualifying transaction costs being an integral part of instrument. Interest earned on assets mandatorily required to be measured at FVTPL is recorded using contractual interest rate.

**1.3.4 Reclassification of financial assets and liabilities**

The Company does not reclassify its financial assets subsequent to their initial recognition, apart from the exceptional circumstances in which the Company acquires, disposes of, or terminates a business line. The Company didn't reclassify any of its financial assets or liabilities in current period and previous period.



### 1.3.5 Impairment of financial assets:

The Company records provisions based on expected credit loss model ("ECL") on all loans, other debt financial assets measured at amortised cost together with undrawn loan commitment and financial guarantee contracts, in this section all referred to as "Financial instrument". Equity instruments are not subject to impairment.

ECL is a probability of weighted estimate of credit losses. A credit loss is the difference between the cash flows that are due to an entity in accordance with the contract and the cash flows that the entity expects to receive discounted at the original effective interest rate. Because ECL consider the amount and timing of payments, a credit loss arises even if the entity expects to be paid in full but later than when contractually due.

### Simplified approach

The Company follows 'simplified approach' for recognition of impairment loss allowance on trade receivables. The application of simplified approach does not require the Company to track changes in credit risk. Rather, it recognises impairment loss allowance based on lifetime ECLs at each reporting date, right from its initial recognition. The Company uses a provision matrix to determine impairment loss allowance on portfolio of its receivables. The provision matrix is based on its historically observed default rates over the expected life of the receivables. However, if receivables contain a significant financing component, the Company chooses as its accounting policy to measure the loss allowance by applying general approach to measure ECL.

### 1.3.6 Write-offs:


Financial assets are written off either partially or in their entirety only when the Company has no reasonable expectation of recovery.

### 1.3.7 Determination of fair value:

The Company measures financial instruments, such as, derivatives at fair value at each reporting date. Fair value is the price that would be received to sell an asset or paid to transfer a liability in an orderly transaction between market participants at the measurement date. The fair value measurement is based on the presumption that the transaction to sell the asset or transfer the liability takes place either:

- In the principal market for the asset or liability, or
- In the absence of a principal market, in the most advantageous market for the asset or liability.

The principal or the most advantageous market must be accessible by the Company.



*Handwritten signature*

Notes to the financial statement for the year ended 31 March 2020

The fair value of an asset or a liability is measured using the assumptions that market participants would use when pricing the asset or liability, assuming that market participants act in their economic best interest. A fair value measurement of a non-financial asset takes into account a market participant's ability to generate economic benefits by using the asset in its highest and best use or by selling it to another market participant that would use the asset in its highest and best use. The Company uses valuation techniques that are appropriate in the circumstances and for which sufficient data are available to measure fair value, maximising the use of relevant observable inputs and minimising the use of unobservable inputs. In order to show how fair values have been derived, financial instruments are classified based on a hierarchy of valuation techniques, as summarised below:

**Level 1 financial instruments:**

Those where the inputs used in the valuation are unadjusted quoted prices from active markets for identical assets or liabilities that the Company has access to at the measurement date. The Company considers markets as active only if there are sufficient trading activities with regards to the volume and liquidity of the identical assets or liabilities and when there are binding and exercisable price quotes available on the balance sheet date.

**Level 2 financial instruments:**

Those where the inputs that are used for valuation and are significant, are derived from directly or indirectly observable market data available over the entire period of the instrument's life.

**Level 3 financial instruments:**

Those that include one or more unobservable input that is significant to the measurement as whole.

For assets and liabilities that are recognised in the financial statements on a recurring basis, the Company determines whether transfers have occurred between levels in the hierarchy by re-assessing categorization (based on the lowest level input that is significant to the fair value measurement as a whole) at the end of each reporting period. The Company periodically reviews its valuation techniques including the adopted methodologies and model calibrations.

Therefore, the Company applies various techniques to estimate the credit risk associated with its financial instruments measured at fair value, which include a portfolio-based approach that estimates the expected net exposure per counterparty over the full lifetime of the individual assets, in order to reflect the credit risk of the individual counterparties for non-collateralised financial instruments.

The Company evaluates the levelling at each reporting period on an instrument-by-instrument basis and reclassifies instruments when necessary based on the facts at the end of the reporting period.



\* *Coyte*

**1.3.8 Earnings per share**

Basic earnings per share is computed by dividing the net profit after tax attributable to the equity shareholders for the year by the weighted average number of equity shares outstanding for the year.

Diluted earnings per share reflect the potential dilution that could occur if securities or other contracts to issue equity shares were exercised or converted during the year. Diluted earnings per share is computed by dividing the net profit after tax attributable to the equity shareholders for the year by weighted average number of equity shares considered for deriving basic earnings per share and weighted average number of equity shares that could have been issued upon conversion of all potential equity shares.

**1.3.9 Foreign currency transaction:**

The Standalone Financial Statements are presented in Indian Rupees which is also functional currency of the Company. Transactions in currencies other than Indian Rupees (i.e. foreign currencies) are recognised at the rates of exchange prevailing at the dates of the transactions. At the end of each reporting period, monetary items denominated in foreign currencies are retranslated at the rates prevailing at that date. Non-monetary items carried at fair value that are denominated in foreign currencies are retranslated at the rates prevailing at the date when the fair value was determined. Non-monetary items that are measured in terms of historical cost in a foreign currency are not retranslated.

Exchange differences on monetary items are recognised in profit or loss in the period in which they arise.

**1.3.10 Retirement and other employee benefit:**

**1.3.10.1 Provident fund and national pension scheme:**

The Company contributes to a recognised provident fund and national pension scheme which is a defined contribution scheme. The contributions are accounted for on an accrual basis and recognised in the statement of profit and loss.

**1.3.10.2 Gratuity:**

The Company's gratuity scheme is a defined benefit plan. The Company's net obligation in respect of the gratuity benefit scheme is calculated by estimating the amount of future benefit that the employees have earned in return for their service in the current and prior periods, that benefit is discounted to determine its present value, and the fair value of any plan assets, if any, is deducted. The present value of the obligation under such benefit plan is determined based on independent actuarial valuation using the Projected Unit Credit Method.



Notes to the financial statement for the year ended 31 March 2020

Re-measurement, comprising of actuarial gains and losses, the effect of the asset ceiling, excluding amounts included in net interest on the net defined benefit liability and the return on plan assets (excluding amounts included in net interest on the net defined benefit liability), are recognised immediately in the balance sheet with a corresponding debit or credit to retained earnings through OCI in the period in which they occur.

Remeasurement are not reclassified to profit or loss in subsequent periods.

**1.3.10.3 Compensated absences:**

The eligible employees of the Company are permitted to carry forward certain number of their annual leave entitlement to subsequent years, subject to a ceiling. The Company recognises the charge in the statement of profit and loss and corresponding liability on such non-vesting accumulated leave entitlement based on a valuation by an independent actuary. The cost of providing annual leave benefits is determined using the projected unit credit method.

**1.3.11 Property, plant and equipment:**


Property plant and equipment is stated at cost excluding the costs of day-to-day servicing, less accumulated depreciation and accumulated impairment in value. Changes in the expected useful life are accounted for by changing the amortisation period or methodology, as appropriate, and treated as changes in accounting estimates.

Subsequent costs are included in the asset's carrying amount or recognized as a separate asset, as appropriate, only when it is probable that future economic benefits associated with the item will flow to the Company and the cost of the item can be measured reliably. The carrying amount of any component accounted for as a separate asset is derecognized when replaced. All other repairs and maintenance are recognized in profit or loss during the reporting period, in which they are incurred.

Depreciation is recognised so as to write off the cost of assets (other than freehold land and properties under construction) less their residual values over their useful lives. Depreciation is provided on a written down value basis from the date the asset is ready for its intended use or put to use whichever is earlier. In respect of assets sold, depreciation is provided upto the date of disposal.

As per the requirement of Schedule II of the Companies Act, 2013, the Company has evaluated the useful lives of the respective fixed assets which are as per the provisions of Part C of the Schedule II for calculating the depreciation. The estimated useful lives of the fixed assets are as follows:

Nature of assets	Estimated useful lives
Computers - End user devices, such as desktops, laptops, etc.	3 years
Furniture and Fixtures	10 years



\* *Amph*



**1.3.12 Impairment of non-financial assets:**

The Company assesses at each balance sheet date whether there is any indication that an asset may be impaired based on internal/external factors. If any such indication exists, the Company estimates the recoverable amount of the asset. If such recoverable amount of the asset or the recoverable amount of cash generating unit which the asset belongs to is less than its carrying amount, the carrying amount is reduced to its recoverable amount. The reduction is treated as an impairment loss and is recognized in the statement of profit and loss. If at the balance sheet date there is an indication that a previously assessed impairment loss no longer exists, the recoverable amount is reassessed and the impairment is reversed subject to a maximum carrying value of the asset before impairment.

**1.3.13 Provisions and other contingent liabilities:**

Provisions are recognised when the Company has a present obligation (legal or constructive) as a result of a past event, it is probable that the Company will be required to settle the obligation, and a reliable estimate can be made of the amount of the obligation. If the effect of the time value of money is material, provisions are determined by discounting the expected future cash flows to net present value using an appropriate pre-tax discount rate that reflects current market assessments of the time value of money and, where appropriate, the risks specific to the liability.

A present obligation that arises from past events, where it is either not probable that an outflow of resources will be required to settle or a reliable estimate of the amount cannot be made, is disclosed as a contingent liability. Contingent liabilities are also disclosed when there is a possible obligation arising from past events, the existence of which will be confirmed only by the occurrence or non-occurrence of one or more uncertain future events not wholly within the control of the Company. Claims against the Company, where the possibility of any outflow of resources in settlement is remote, are not disclosed as contingent liabilities.

Contingent assets are not recognised in the financial statements since this may result in the recognition of income that may never be realised. However, when the realisation of income is virtually certain, then the related asset is not a contingent asset and is recognised.


**1.3.14 Cash and cash equivalents:**

Cash and cash equivalent in the balance sheet comprise cash at banks and on hand and short-term deposits with an original maturity of three months or less.

**1.4 Significant accounting judgements, estimates and assumptions :**

In the application of the Company's accounting policies, the management is required to make judgements, estimates and assumptions about the carrying amounts of assets and liabilities that are not readily apparent from other sources. The estimates and associated assumptions are based on historical experience and other factors that are considered to be relevant. Actual results may differ from these estimates.

The estimates and underlying assumptions are reviewed on an ongoing basis. Revisions to accounting estimates are recognised in the period in which the estimate is revised if the revision affects only that period, or in the period of the revision and future periods if the revision affects both current and future periods.



\* *Cmyh*

**Critical judgements in applying accounting policies:**

The following are the critical judgements, apart from those involving estimations, that the management has made in the process of applying the Company's accounting policies and that have the most significant effect on the amounts recognised in the financial statements.

**1.4.1 Fair value of financial instruments:**

The fair value of financial instruments is the price that would be received to sell an asset or paid to transfer a liability in an orderly transaction in the principal (or most advantageous) market at the measurement date under current market conditions (i.e., an exit price) regardless of whether that price is directly observable or estimated using another valuation technique. When the fair values of financial assets and financial liabilities recorded in the balance sheet cannot be derived from active markets, they are determined using a variety of valuation techniques that include the use of valuation models. The inputs to these models are taken from observable markets where possible, but where this is not feasible, estimation is required in establishing fair values. Judgements and estimates include considerations of liquidity and model inputs related to items such as credit risk (both own and counterparty), funding value adjustments, correlation and volatility.


**1.4.2 Impairment of Financial assets:**

The measurement of impairment losses across all categories of financial assets requires judgement, in particular, the estimation of the amount and timing of future cash flows and collateral values when determining impairment losses and the assessment of a significant increase in credit risk. These estimates are driven by a number of factors, changes in which can result in different levels of allowances.

The Company's ECL calculations are outputs of models with a number of underlying assumptions regarding the choice of variable inputs and their interdependencies. Elements of the ECL models that are considered accounting judgements and estimates include:

- PD calculation includes historical data, assumptions and expectations of future conditions.
- The Company's criteria for assessing if there has been a significant increase in credit risk and so allowances for financial assets should be measured on a life-time expected credit loss and the qualitative assessment
- The segmentation of financial assets when their ECL is assessed on a collective basis
- Development of ECL models, including the various formulas and the choice of inputs
- Determination of associations between macroeconomic scenarios and, economic inputs, such as unemployment levels and collateral values, and the effect on PDs, EAD and LGD
- Selection of forward-looking macroeconomic scenarios and their probability weightings, to derive the economic inputs into the ECL models

It is Company's policy to regularly review its models in the context of actual loss experience and adjust when necessary.



✓ *Cmyth*

**1.4.3 Impairment of Non-Financial assets:**

The Company assesses at each reporting date whether there is an indication that an asset may be impaired. If any indication exists, the company estimates the asset's recoverable amount. An asset's recoverable amount is higher of an asset's fair value less cost of disposal and its value in use. Where the carrying amount exceeds its recoverable amount, the asset is considered impaired and is written down to its recoverable amount.

**1.4.4 Provisions and contingent liabilities:**

The Company operates in a regulatory and legal environment that, by nature, has a heightened element of litigation risk inherent to its operations. As a result, it is involved in various litigation, arbitration and regulatory investigations and proceedings in the ordinary course of its business.

When the Company can reliably measure the outflow of economic benefits in relation to a specific case and considers such outflows to be probable, the Company records a provision against the case. Where the probability of outflow is considered to be remote, or probable, but a reliable estimate cannot be made, a contingent liability is disclosed.

Given the subjectivity and uncertainty of determining the probability and amount of losses, the Company takes into account a number of factors including legal advice, the stage of the matter and historical evidence from similar incidents. Significant judgement is required to conclude on these estimates.


**1.4.5 Provisions for Income Taxes:**

There is no provision for tax made in the accounts as the Company has been registered under section 12AA of the Income Tax Act, 1961, hence it is exempt.

**1.5 Standards issued but not yet effective :**

Ministry of Corporate Affairs ("MCA") notifies new standard or amendments to the existing standards. There is no such notification which would have been applicable from April 1, 2020.

There are no new standard or amendment issued but not effective.



Handwritten signature and a checkmark.


# EdelGive Foundation

## Notes to the financial statements (Continued)

(Currency: Indian Rupees in Thousands)

### 2. Property, plant and equipment

Particulars	Furniture and Fixtures	Computers	Total
As at April 1, 2018	-	966.35	966.35
Additions		-	-
Disposals	-	-	-
As at March 31, 2019	-	966.35	966.35
Additions	22.28	54.28	76.56
Disposals	-	40.73	40.73
As at April 1, 2020	22.28	979.90	1,002.18
<b><u>Depreciation</u></b>			
As at April 1, 2018	-	279.65	279.65
Depreciation for the year	-	404.01	404.01
Disposals	-	-	-
As at March 31, 2019	-	683.66	683.66
Depreciation for the year	1.40	175.40	176.80
Disposals	-	(13.20)	(13.20)
As at March 31, 2020	1.40	845.86	847.26
<b><u>Net Book Value</u></b>			
As at March 31, 2019	-	282.69	282.69
As at March 31, 2020	20.88	134.04	154.92



\* *Amr.*

# EdelGive Foundation


Notes to the financial statements (Continued)

(Currency: Indian Rupees in Thousands)

## 3 Investments (at fair value through profit & loss)

8.55% Rajasthan State Development Loan Government Stock 18.10.2021 Bonds  
8.71% Tamilnadu Government Stock 08.02.2022 Bonds  
7.67% Tamilnadu Government Stock Uday 22.03.2023 Bonds

As at 31 March 2020			As at 31 March 2019		
Face Value	Quantity	Amount	Face Value	Quantity	Amount
100	50,000	5,389.83	100	50,000	5,359.75
100	10,000	1,059.69	100	10,000	1,146.44
100	90,000	9,434.16	100	90,000	9,119.80
		15,883.68	-	-	15,625.99
Aggregate of quoted investment					
- At carrying value		15,883.68	-		15,625.99
- At market value		15,883.68	-		15,625.99



*Signature*

# EdelGive Foundation

## Notes to the financial statements (Continued)

(Currency: Indian Rupees in Thousands)

### 4 Cash and cash equivalents


	As at 31 March 2020	As at March 31, 2019
Cash on hand	37.09	29.13
Balances with banks		
- in current accounts	104,948.44	107,644.14
- in fixed deposits with original maturity less than 3 months	37,500.00	53,500.00
- Accrued interest on fixed deposits	8.41	94.18
	<b>142,493.94</b>	<b>161,267.45</b>

### 5 Bank balance other than cash and cash equivalents (Original Maturity more than 3 months)

- Bank Term Deposits	75,100.00	9,600.00
- Accrued interest on Term Deposits	929.45	1.83
	<b>76,029.45</b>	<b>9,601.83</b>

### 6 Other current assets

Prepaid expenses	140.13	46.59
Vendor Advances	150.00	2,036.57
Advances recoverable in cash or in kind or for value to be received	19.44	81.20
	<b>309.57</b>	<b>2,164.36</b>




Handwritten signature and initials.

# EdelGive Foundation

## Notes to the financial statements (Continued)

(Currency: Indian Rupees in Thousands)

	As at March 31, 2020	As at 31 March 2019
<b>7 Equity share capital</b>		
<b>Authorised :</b>		
2,000,000 (Previous year: 2,000,000) Equity Shares of Rs. 10 each.	20,000.00	20,000.00
	<u>20,000.00</u>	<u>20,000.00</u>
<b>Issued, Subscribed and Paid up:</b>		
10,000 (Previous year: 10,000) Equity Shares of Rs.10 each, fully paid up	100.00	100.00
	<u>100.00</u>	<u>100.00</u>
<b>a. Movement in share capital :</b>		
	<b>March 31, 2020</b>	<b>31 March 2019</b>
	<b>No of shares</b>	<b>No of shares</b>
Outstanding at the beginning of the year	10,000	10,000
Shares issued during the year	-	-
Outstanding at the end of the year	<u>10,000</u>	<u>10,000</u>
<b>b. Terms/rights attached to equity shares :</b>		
The Company has only one class of equity shares having a par value of Rs. 10 each. Each holder of equity shares is entitled to one vote per share held. In the event of liquidation of the Company, the holders of equity shares will be entitled to receive remaining assets of the company, after distribution of all preferential amounts. The distribution will be in proportion to the number of equity shares held by the shareholders.		
<b>Shares held by holding/ultimate holding company and/or their subsidiaries/associates</b>		
	<b>March 31, 2020</b>	<b>As at 31 March 2019</b>
	<b>No of shares</b>	<b>No of shares</b>
<b>Holding company</b>		
<b>Equity Shares</b>		
Edelweiss Financial Services Limited, Holding company and its nominee	10,000	10,000
	<u>10,000</u>	<u>10,000</u>
<b>Details of shares held by shareholders holding more than 5% of the aggregate shares in the Company</b>		
	<b>March 31, 2020</b>	<b>As at 31 March 2019</b>
	<b>No of shares</b>	<b>No of shares</b>
<b>Equity Shares</b>		
Edelweiss Financial Services Limited, Holding company and its nominee	10,000	10,000
	<u>10,000</u>	<u>10,000</u>
<b>8 Other Equity</b>		
Opening Balance	121,809.80	67,496.44
Add: Surplus for the year	7,347.56	54,313.36
	<u>129,157.36</u>	<u>121,809.80</u>



4 *Chyke.*

# EdelGive Foundation

## Notes to the financial statements (Continued)

(Currency: Indian Rupees in Thousands)

### 9 Trade Payables

Total outstanding dues of micro enterprises and small enterprises  
(Refer Note 23)  
Total outstanding dues to creditors other than micro enterprises and  
small enterprises

As at 31 March 2020	As at March 31, 2019
-	-
1,574.82	2,786.75
1,574.82	2,786.75

### 10 Provisions

Provision for employee benefits  
Gratuity (Refer Note 29)  
Compensated leave absences


61.00	22.00
30.05	21.00
91.05	43.00

### 11 Other current liabilities

Others  
Statutory liabilities\*  
Salary payable

803.36	1,031.46
103.10	-
906.46	1,031.46

\* Includes withholding taxes, provident fund, profession tax and other statutory dues payable



*Chyha*




# EdelGive Foundation

## Notes to the financial statements (Continued)

(Currency: Indian Rupees in Thousands)

	for the year ended 31 March 2020	for the year ended 31 March 2019
<b>12 Donation Mobilized</b>		
<i>Domestic</i>		
Corporates	338,158.58	294,396.76
Individuals and others	64,702.07	66,988.20
<i>Foreign</i>		
Corporates	24,506.90	68,500.00
Individuals and others	79,277.68	41,719.34
	<b>506,645.23</b>	<b>471,604.30</b>
<b>13 Interest Income</b>		
On Fixed deposits	6,077.58	4,504.27
On Government Securities	1,117.80	1,085.40
On Others	1,944.21	1,901.20
<b>Total</b>	<b>9,139.59</b>	<b>7,490.87</b>
<b>14 Net gain on fair value change</b>		
<i>Net gain / (Loss) on Financial Instruments at FVTPL</i>		
<b>Investments</b>		
-Fair value gain - Government Securities (unrealised)	344.78	530.39
<b>Total</b>	<b>344.78</b>	<b>530.39</b>
<b>15 Other Income</b>		
Interest Income - On Tax Refund	44.36	-
Profit on sale of PPE	3.08	-
<b>Total</b>	<b>47.44</b>	<b>-</b>




*Signature*

# EdelGive Foundation

## Notes to the financial statements (Continued)

(Currency: Indian Rupees in Thousands)

	for the year ended 31 March 2020	for the year ended 31 March 2019
<b>16 Employee benefit expenses</b>		
Salaries and wages	5,878.47	2,446.58
Contribution to provident and other funds	340.81	156.79
	<b>6,219.28</b>	<b>2,603.37</b>
<b>17 Other expenses</b>		
Auditors' remuneration (refer note below)	250.00	50.00
Directors' sitting fees	-	40.00
Legal and professional fees (refer Note 31)	70,608.74	59,391.69
Printing and stationery	634.32	1,373.51
Rent	800.71	459.72
Electricity charges	-	38.33
Computer expenses	2,323.12	301.13
Membership and subscription	756.51	553.02
Office expenses	1,244.98	72.04
Seminar & conference expenses	15,526.64	9,762.24
Goods & Service tax expenses	737.53	-
Travelling and conveyance	6,429.95	4,824.65
Miscellaneous expenses	554.54	367.35
	<b>99,867.04</b>	<b>77,233.68</b>
<b>Auditors' remuneration:</b>		
As Auditors	100.00	50.00
For Limited Review	150.00	-
	<b>250.00</b>	<b>50.00</b>



u  
Cmyh.

## EdelGive Foundation

### Notes to the financial statements (Continued)

(Currency: Indian Rupees in Thousands)

#### 18 Segment reporting

The primary focus of the Company is to achieve impact in the areas of education, women empowerment and livelihood by building sustainable organisations that promotes societal growth and innovation. Its core functioning is to identify promising social entrepreneurs and Non Governmental Organizations for the said purpose. The Company is hence, not considered to be operating in any business segment. Since the activities of the Company are primarily concentrated in one area in India, the Company is considered to operate only in the domestic segment and therefore there is no reportable geographic segment.


#### 19 Disclosure of Related parties

##### i. List of related parties and relationship:

Name of related parties by whom control is exercised :	
Holding Company	Edelweiss Financial Services Limited
Fellow Subsidiaries (with whom transactions have taken place)	Ecap Equities Limited
	ECL Finance Limited
	Edelweiss Alternative Asset Advisors Limited
	Edelweiss Insurance Brokers Limited
	Edelcap Securities Limited
	Edelweiss Asset Reconstruction Company Limited
	Edelweiss Broking Limited
	Edelweiss Rural & Corporate Services Limited
	Edelweiss Finance & Investments Limited
	Edelweiss Housing Finance Limited
	Edelweiss Finvest Private Limited
	Edelweiss Retail Finance Limited
	Edelweiss Securities Limited
	Edelweiss Custodial Services Limited
	EC Commodity Limited
	Edel Investments Limited
	Edel Land Limited
	Edelweiss Securities Trading and Management Private Limited,
	Edelweiss Securities and Investments Private Limited

##### ii. Transactions with related parties :

Sr. No.	Nature of Transaction	Related Party Name	31 March 2020	31 March 2019
1	Donations mobilized	ECL Finance Limited	126,000.00	122,240.00
		Edelweiss Financial Services Limited	28,000.00	34,700.00
		Ecap Equities Limited	16,795.00	2,500.00
		Edelcap Securities Limited	-	100.00
		Edelweiss Rural & Corporate Services Limited	17,567.00	6,200.00
		Edelweiss Finance & Investments Limited	-	5,000.00
		Edelweiss Housing Finance Limited	21,935.00	5,000.00
		Edelweiss Retail Finance Limited	-	2,500.00
		Edelweiss Securities Limited	-	2,500.00
		Edelweiss Asset Reconstruction Company Limited	52,936.00	33,850.00
		Edelweiss Finvest Private Limited	-	5,000.00
		Edelweiss Broking Limited	-	2,500.00
		Edel Investments Limited	-	100.00
		EC Commodity Limited	-	100.00
		Edelweiss Custodial Services Limited	-	2,500.00
		Edelweiss Insurance Brokers Limited	-	100.00
		Edelweiss Securities Trading and Management Private Limited	-	100.00
		Edelweiss Securities and Investments Private Limited	-	100.00



*Signature*

# EdelGive Foundation

## Notes to the financial statements (Continued)

(Currency: Indian Rupees in Thousands)

### 19 Disclosure of Related parties (Continued)

Sr. No.	Nature of Transaction	Related Party Name	31 March 2020	31 March 2019
1	Corpus fund received	ECL Finance Limited	40,000.00	-
2	Reimbursement paid	Edelweiss Rural & Corporate Services Limited	19.30	-
3	Cost sharing expenses	Edelweiss Rural & Corporate Services Limited	1,110.91	38.33
		Edelweiss Financial Services Limited	148.64	-
		Edelweiss Securities Limited	25.65	-
		Ecap Equities Limited	0.26	-
4	Rent paid	Edelweiss Rural & Corporate Services Limited	800.71	459.72
5	Seminar & Conference expenses Paid	Edel Land Limited	669.14	-
6	Sales of property, plant and equipment	ECL Finance Limited	2.29	-
		Edelweiss Alternative Asset Advisors Limited	28.32	-
<b>Balances with related Parties</b>				
1	Trade payables	Edelweiss Financial Services Limited	20.93	-
		Edelweiss Securities Limited	3.12	-
		Ecap Equities Limited	0.02	-
		Edelweiss Rural & Corporate Services Limited	-	136.30
3	Reimbursement payable	Edelweiss Rural & Corporate Services Limited	1.50	-

### 20 Earnings per share

The computation of earnings per share is set out below.

Particulars	31 March 2020	31 March 2019
a) Surplus for the year (as per statement of Income and Expenditure)	7,347.56	54,313.36
b) Calculation of weighted average number of Equity Shares of Rs.10 each:		
- Number of equity shares outstanding at the beginning of the year	10,000	10,000
- Number of equity shares issued during the year	-	-
Total number of equity shares outstanding at the end of the year	10,000	10,000
Weighted average number of equity shares outstanding during the year	10,000	10,000
Basic and diluted earnings per share (in Rupees) (a/b)	734.76	5,431.34

The basic and diluted earnings per share are the same as there are no dilutive/ potential equity shares issued by the Company.

### 21 Contingent liabilities and commitments

#### (a) Contingent liabilities

The Company has no contingent Liabilities as at balance sheet date . (Previous year Rs. Nil)

#### (b) Capital Commitments

The company has Rs. Nil capital commitments as at the balance sheet date ( Previous year : Rs Nil)

#### (c) Litigation

The company has no litigation as at the balance sheet date ( Previous year : Rs Nil)


### 22 The Company is a wholly owned subsidiary of Edelweiss Financial Services Limited. It has been set to play an active role towards Corporate Social Responsibility. In order to support the endeavour of the Company a part of the salary, rent and certain other expenses pertaining to the Company have been incurred by the Holding Company.

### 23 Details of dues to micro, small and medium enterprises

There are Rs. Nil (Previous year: Rs. Nil) dues payable to "Suppliers" registered under the Micro, Small and Medium Enterprises Development Act, 2006. No interest has been paid / is payable by the Company during the year to "Suppliers" registered under this Act. The aforementioned is based on the responses received by the Company to its inquiries with suppliers with regard to applicability under the said Act.

### 24 Foreign currency transactions

	31 March 2020	31 March 2019
<b>Expenditure incurred in foreign currency (on accrual basis)</b>		
- Membership and subscription	198.23	-
- Travelling Expenses	-	45.27
<b>Total</b>	<b>198.23</b>	<b>45.27</b>
<b>Income earned in foreign currency</b>		
- Donations mobilized	103,784.58	110,219.35
<b>Total</b>	<b>103,784.58</b>	<b>110,219.35</b>



## EdelGive Foundation

### Notes to the financial statements (Continued)


(Currency: Indian Rupees in Thousands)

#### 25 Cost sharing

Edelweiss Financial Services Limited, being holding company along with fellow subsidiaries incurs expenditure which is for the common benefit of itself and its subsidiaries including the Company. This cost so expensed is reimbursed by the company on the basis of number of employees, time spent by employees of other companies, actuals identification etc. On the same line, the cost like electricity charges incurred by the Company for the benefit of fellow subsidiaries and associates companies are recovered as reimbursement by the Company from the subsidiaries and associates companies on similar basis. Accordingly and as identified by the management, the expenditure heads in Note 17 include reimbursements paid and are the net of the reimbursement received best of the management's best estimate are Rs. 2,086.17 thousands (Previous year Rs.498.05 thousands)

#### 26 The funds deployed by the Company are as under:

	31 March 2020	31 March 2019
<b>Fund deployed out of domestic contribution</b>		
17000FT Foundation	-	495.00
Abhinav Education Society	101.00	-
Anandi	5,099.05	6,566.77
Action for Food Production	2,079.37	3,040.42
Adharshila Shiksha Samiti	-	1,300.00
Agastya International Foundation	6,347.73	7,720.95
Annamrita Foundation	-	1.45
AROEHAN	-	1,488.94
Association for Advocacy and Legal Initiatives	6,079.02	4,680.35
Basic Health Care Services	3,055.51	2,398.95
Breakthrough Trust	11,887.76	32,809.04
British Asian India Foundation	3,290.66	-
Centre For Civil Society	-	3,794.05
Centre for Unfolding Learning Potentials	4,720.16	5,908.07
City Level Programme of Action Street & Working Children	-	6,815.44
Civil Society Information Services India	-	25.00
Comunitee of Resource Organisation for Literacy	10,056.30	7,246.82
Etasha Society	5,647.69	-
Foundation for Promotion of Sports and Games	5,000.00	5,000.00
Give Foundation	-	30.00
Going To School Fund	28,851.71	15,471.99
Goonj	1,122.35	3,237.00
Gramin Vikas Evam Chetna Sansthan	4,281.35	1,944.72
Gramin Vikas Vigyan Samiti	12,538.00	1,171.00
Gyan Prakash Foundation	41,920.32	23,978.97
Harmony Foundation	1,000.00	-
Ibtada	9,983.48	10,934.13
I.T. For Change	9,351.60	15,938.90
Jai Vakeel Foundation & Research Centre	-	1,100.00
Jan Sahas Social Development Society	6,223.79	6,695.16
Kaivalya Education Foundation	32,448.08	13,218.62
Kolkata Sanjog Initiatives	9,371.44	4,057.35
Kutch Mahila Vikas Sangathan	8,601.45	8,240.34
Leap for Word	5,144.08	4,936.59
Learning Space Foundation	1,275.46	3,656.72
Madat Charitable Trust	139.16	-
Mann Deshi Foundation	2,120.85	9,518.73
Manuvikasa Organization	2,427.39	2,981.74
Medha Learning Foundation	-	1,728.52
Mentor Together	7,660.41	-
Milaan Be The Change	4,205.77	11,598.04
Nishtha	5,779.12	3,359.38



*Signature*

# EdelGive Foundation

## Notes to the financial statements (Continued)

(Currency: Indian Rupees in Thousands)

### 26 The funds deployed by the Company are as under:(Continued)

	31 March 2020	31 March 2019
People for Action	8,265.78	-
Pragati	6,579.47	8,081.88
Partners for Urban Knowledge Action and Research	-	898.00
Rajasthan Shram Sarathi Association	2,289.49	894.06
Rotary Club Bombay Charities Trust No 3	-	201.73
Raza Educational and Social Welfare Society	4,534.49	4,259.93
Salaam Baalak Trust	-	33.00
Samaritan Help Mission	10,035.30	9,547.10
Sambandh	3,585.90	3,049.31
Shaheen Women's Resource and Welfare Association	3,795.40	5,174.90
Shree Saraswati Foundation	300.00	-
Sikshasandhan Sagarika Ray Jatindra Kumar Nayak	3,075.22	2,266.00
South Orissa Voluntary Action	9,947.11	14,871.25
Sshrishti	1,524.85	2,988.39
SVP Philanthropy Foundation	250.00	250.00
Tata Education and Development Trust	4,931.50	2,681.00
Tender Roots Academy Of Performing Arts	-	500.00
The Akshaya Patra Foundation	350.32	1,225.51
Tool Box India Foundation	3,306.00	3,362.00
Torpa Rural Development Society for Women	2,196.72	1,476.54
Utthan Trust	8,974.31	6,229.50
Umang Foundation	20.00	-
United Sisters Foundation	500.00	-
Vacha Charitable Trust	4,004.45	2,042.19
Vikas Sahyog Pratishthan	2,851.10	1,704.37
Vrindaban Trust	500.00	-
Vrutti	14,531.45	6,657.01
Yuva Rural Association	1,914.90	4,352.50
<b>Total (A)</b>	<b>356,073.82</b>	<b>315,835.32</b>
<b>Fund deployed out of foreign contribution</b>		
Agastya International Foundation	391.30	-
Association for Advocacy and Legal Initiatives	1,283.08	820.00
Basic Health Care Services	1,066.84	250.00
Centre for Unfolding Learning Potentials	-	500.00
I.T. For Change	944.99	-
Jan Sahas Social Development Society	5,357.89	2,767.67
Kaivalya Education Foundation	10,581.60	10,851.12
Mann Deshi Foundation	8,890.50	1,000.00
Manuvikasa Organization	543.38	-
Milaan Be The Change	7,927.21	4,900.64
Samaritan Help Mission	-	2,900.00
Shaheen Women's Resource and Welfare Association	949.70	-
South Orissa Voluntary Action (SOVA)	3,926.41	2,000.00
Torpa Rural Development Society for Women	775.86	2,250.00
Vacha Charitable Trust	506.00	-
Vikas Sahayog Pratishthan	-	996.39
Vrutti	3,347.78	-
<b>Total (B)</b>	<b>46,492.54</b>	<b>29,235.82</b>
<b>Grand Total (A)+(B)</b>	<b>402,566.36</b>	<b>345,071.14</b>



*Handwritten signature*

## EdelGive Foundation


### Notes to the financial statements (Continued)

(Currency: Indian Rupees in Thousands)

#### 27 Maturity Analysis of assets and liabilities

The Table below shows an analysis of assets and liabilities analysed according to when they are expected to be recovered or settled

Particulars	31-Mar-20			31-Mar-19		
	Within 12 months	After 12 months	Total	Within 12 months	After 12 months	Total
<b>Financial assets</b>						
Cash and cash equivalents	142,493.94	-	142,493.94	161,267.45	-	161,267.45
Other bank balances	76,029.45	-	76,029.45	9,601.83	-	9,601.83
Investments	15,883.68	-	15,883.68	15,625.99	-	15,625.99
	<b>234,407.07</b>	<b>-</b>	<b>234,407.07</b>	<b>186,495.27</b>	<b>-</b>	<b>186,495.27</b>
<b>Non-financial assets</b>						
Current tax assets (net)	-	1,058.13	1,058.13	-	928.69	928.69
Property, plant and equipment	-	154.92	154.92	-	282.69	282.69
Other non-financial assets	309.57	-	309.57	2,164.36	-	2,164.36
	<b>309.57</b>	<b>1,213.05</b>	<b>1,522.62</b>	<b>2,164.36</b>	<b>1,211.38</b>	<b>3,375.74</b>
<b>Total Assets</b>	<b>234,716.64</b>	<b>1,213.05</b>	<b>235,929.69</b>	<b>188,659.63</b>	<b>1,211.38</b>	<b>189,871.01</b>
<b>Financial liabilities</b>						
Trade payables	1,574.82	-	1,574.82	2,786.75	-	2,786.75
	<b>1,574.82</b>	<b>-</b>	<b>1,574.82</b>	<b>2,786.75</b>	<b>-</b>	<b>2,786.75</b>
<b>Non-financial liabilities</b>						
Provisions	91.05	-	91.05	43.00	-	43.00
Other non-financial liabilities	906.46	-	906.46	1,031.46	-	1,031.46
	<b>997.51</b>	<b>-</b>	<b>997.51</b>	<b>1,074.46</b>	<b>-</b>	<b>1,074.46</b>
<b>Total Liabilities</b>	<b>2,572.33</b>	<b>-</b>	<b>2,572.33</b>	<b>3,861.21</b>	<b>-</b>	<b>3,861.21</b>
<b>Net Assets/ (Liabilities)</b>	<b>232,144.31</b>	<b>1,213.05</b>	<b>233,357.36</b>	<b>184,798.42</b>	<b>1,211.38</b>	<b>186,009.80</b>



*Chaplin*

# EdelGive Foundation

## Notes to the financial statements (Continued)

(Currency: Indian Rupees in Thousands)

### 28. Fair Value measurement:

#### A. Valuation principles

Fair value is the price that would be received to sell an asset or paid to transfer a liability in an orderly transaction in the principal (or most advantageous) market at the measurement date under current market conditions (i.e., an exit price), regardless of whether that price is directly observable or estimated using a valuation technique. In order to show how fair values have been derived, financial instruments are classified based on a hierarchy of valuation techniques:

Level 1 – valuation technique using quoted market price: financial instruments with quoted prices for identical instruments in active markets that company can access at the measurement date.

Level 2 – valuation technique using observable inputs: Those where the inputs that are used for valuation and are significant, are derived from directly or indirectly observable market data available over the entire period of the instrument's life.

Level 3 – valuation technique with significant unobservable inputs: Those that include one or more unobservable input that is significant to the measurement as whole.

#### B. Valuation governance framework

The Company's fair value methodology and the governance over its models includes a number of controls and other procedures to ensure appropriate safeguards are in place to ensure its quality and adequacy. All new product initiatives (including their valuation methodologies) are subject to approvals by various functions of the Company including the risk and finance functions.

Where fair values are determined by reference to externally quoted prices or observable pricing inputs to models, independent price determination or validation is used. For inactive markets, Company sources alternative market information, with greater weight given to information that is considered to be more relevant and reliable.

The responsibility of ongoing measurement resides with the business and product line divisions. However finance department is also responsible for establishing procedures governing valuation and ensuring fair values are in compliance with accounting standards.

#### C. The following table shows an analysis of financial instruments recorded at fair value by level of the fair value hierarchy

Particulars	31 March 2020			
	Level 1	Level 2	Level 3	Total
Assets measured at fair value on a recurring basis				
Investments				
Government Stock	15,883.68	-	-	15,883.68
Others	-	-	-	-
Total investments measured at fair value	15,883.68	-	-	15,883.68
Total financial assets measured at fair value on a recurring basis				


Particulars	31 March 2019			
	Level 1	Level 2	Level 3	Total
Assets measured at fair value on a recurring basis				
Investments				
Government Stock	15,625.99	-	-	15,625.99
Others	-	-	-	-
Total investments measured at fair value	15,625.99	-	-	15,625.99
Total financial assets measured at fair value on a recurring basis				

#### D. Valuation techniques:

##### Government Stock:

Government Stock are financial instruments issued by sovereign governments and include both long term bonds and short-term Treasury bills with fixed or floating rate interest payments. These instruments are generally highly liquid and traded in active markets resulting in a Level 1 classification.

#### E. The information with respect to financial assets and financial liabilities measured at amortised cost, the carrying amount approximates the fair value.



Handwritten signature and initials.



# EdelGive Foundation

## Notes to the financial statements (Continued)

(Currency: Indian Rupees in Thousands)

### 28.1 Risk concentration

The following table shows the risk concentration by industry for the components of the balance sheet.

#### Industry analysis

As at March 31, 2020	Financial services	Government	Total
<b>Financial assets</b>			
Cash and cash equivalent and other bank balances	218,523.39	-	218,523.39
Investments	-	15,883.68	15,883.68
	218,523.39	15,883.68	234,407.07
<b>Total</b>	<b>218,523.39</b>	<b>15,883.68</b>	<b>234,407.07</b>
<b>As at March 31, 2019</b>	<b>Financial services</b>	<b>Government</b>	<b>Total</b>
<b>Financial assets</b>			
Cash and cash equivalent and other bank balances	170,869.28	-	170,869.28
Investments	-	15,625.99	15,625.99
<b>Total</b>	<b>170,869.28</b>	<b>15,625.99</b>	<b>186,495.27</b>

### 29 Employee Benefits

#### A) Defined contribution plan (Provident fund):

In accordance with Employees' Provident Fund and Miscellaneous Provisions Act, 1952, employees of the Company are entitled to receive benefits under the provident fund, a defined contribution plan, in which, both the employee and the Company contribute monthly at a determined rate. These contributions are made to a recognized provident fund administered by Regional Provident Fund Commissioner. The employees contribute 12% of their basic salary and the Company contributes an equal amount.

Amount of Rs.292.82 thousands (Previous year: Rs.1.25 thousands) is recognised as expenses and included in "Employee benefit expenses" – note 16 in the statement of profit and loss.

The Supreme Court has recently, delivered its ruling on the composition of basic wages for the purposes of deduction and contribution to the Employees Provident and Pension funds. The company, in the interest of its employees, awaits clarity on the complexities revolving around the application of the said order, the ambiguity reflected by the divergent views of legal experts and the response/direction from the authorities, including on representations made by an industry association in this regard.

#### B) Defined benefit plan (Gratuity):

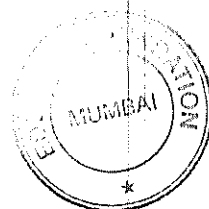
In accordance with the Payment of Gratuity Act, 1972, the Company provides for gratuity, a non-contributory defined benefit arrangement providing lump-sum gratuity benefits expressed in terms of final monthly salary and year of service, covering all employees. The plan provides a lump sum payment to vested employees at retirement or termination of employment in accordance with the rules laid down in the Payment of Gratuity Act, 1972.

The most recent actuarial valuation of plan assets and the present value of the defined benefit obligation for gratuity were carried out as 31 March 2020. The

present value of the defined benefit obligations and the related current service cost and past service cost, were measured using the Projected Unit Credit Method.

Based on the actuarial valuation obtained in this respect, the following table sets out the status of the gratuity plan and the amounts recognised in the Company's financial statements as at balance sheet date:

Particulars	31 March 2020	31 March 2019
<b>1: Reconciliation of Defined Benefit Obligation (DBO)</b>		
Present value of DBO at start of the year	22.00	-
<b>Service Cost</b>		
Current Service Cost	39.00	21.00
b. Past Service Cost	-	-
c. Loss/ (Gain) from Settlement	-	-
Interest Cost	2.00	-
Benefits Paid	-	-
<b>Re-measurements</b>		
a. Actuarial Loss/ (Gain) from changes in demographic assumptions	-	-
b. Actuarial Loss/ (Gain) from changes in financial assumptions	5.00	-
c. Actuarial Loss/ (Gain) from experience over the past year	(7.00)	-
Effect of acquisition/ (divestiture)	-	-
Changes in foreign exchange rates	-	-
Transfer in/ (Out)	-	1.00
<b>Present value of DBO at end of the year</b>	<b>61.00</b>	<b>22.00</b>
<b>2: Expenses recognised in the Profit and Loss Account</b>		
<b>Service Cost</b>		
Current Service Cost	39.00	21.00
b. Past Service Cost	-	-
c. Loss/ (Gain) from Settlement	-	-
Net Interest on net defined benefit liability/ (asset)	2.00	-
Changes in foreign exchange rates	-	-
<b>Employer Expenses/ (Income)</b>	<b>41.00</b>	<b>21.00</b>
<b>3: Net Liability/ (Asset) recognised in the Balance Sheet</b>		
Present Value of DBO	61.00	22.00
Fair Value of Plan Assets	-	-
Liability/ (Asset) recognised in the Balance Sheet	61.00	22.00
Funded Status [Surplus/ (Deficit)]	(61.00)	(22.00)
Less: Amount not recognized as asset [Effect of limiting net assets to asset ceiling]	-	-
<b>Net (Liability)/ Asset recognised in the Balance Sheet</b>	<b>(61.00)</b>	<b>(22.00)</b>
Experience Adjustment on Plan Liabilities: (Gain)/ Loss	(7.00)	-



# EdelGive Foundation

## Notes to the financial statements (Continued)

(Currency: Indian Rupees in Thousands)

Particulars	31 March 2020	31 March 2019
<b>4: Actuarial Assumptions</b>		
Salary Growth Rate (% p.a.)	7%	7%
Discount Rate (% p.a.)	5.90%	7%
Withdrawal Rate (% p.a.)		
Senior	13%	13%
Middle	18%	18%
Junior	25%	25%
Mortality	IALM 2012-14 (Ultimate)	IALM 2012-14 (Ultimate)
Interest Rate on Net DBO/ (Asset) (% p.a.)	7%	7.3%
Expected Weighted Average Remaining Working Life (years)	4	4
<b>5: Movement in Other Comprehensive Income</b>		
Balance at start of year (Loss)/ Gain	NIL*	NIL*
Re-measurements on DBO		
a. Actuarial (Loss)/ Gain from changes in demographic assumptions	-	-
b. Actuarial (Loss)/ Gain from changes in financial assumptions	(5.00)	-
c. Actuarial (Loss)/ Gain from experience over the past year	7.00	-
Re-measurements on Plan Assets		
Return on plan assets excluding amount included in net interest on the net defined benefit liability/ (asset)	-	-
Re-measurements on Asset Ceiling		
Balance at end of year (Loss)/ Gain	2.00	-
*IndAS 19 is being adopted from FY2018-19 and date of transition is April 1, 2018.		
<b>6: Sensitivity Analysis</b>		
1% Increase in Salary Growth Rate	5.00	2.00
1% Decrease in Salary Growth Rate	(5.00)	(2.00)
1% Increase in Discount Rate	(5.00)	(2.00)
1% Decrease in Discount Rate	5.00	2.00
1% Increase in Withdrawal Rate	-	(1.00)
1% Decrease in Withdrawal Rate	-	1.00
Mortality (increase in expected lifetime by 1 year)	Negligible Change	Negligible Change
Mortality (increase in expected lifetime by 3 years)	Negligible Change	Negligible Change
<b>7: Movement in Net (Liability)/ Asset</b>		
Net (Liability)/ Asset at start of year	(22.00)	-
Net (Acquisition)/ Divestiture	-	-
Net Transfer (In)/ Out	-	(1.00)
Movement during the year		
Current Service Cost	(39.00)	(21.00)
Net Interest on net DBO	(2.00)	-
Changes in Foreign Exchange Rates	-	-
Re-measurements	2.00	-
Contributions/ Benefits	-	-
Net (Liability)/ Asset at end of year	(61.00)	(22.00)

### 30 Corpus Fund

During the year, Company has received Rs. 40,000 thousands (Previous year : Rs. Nil) from ECL Finance Limited towards Corpus Fund. Corpus Fund will be utilised towards furtherance of CSR projects as covered in Schedule VII of the Companies Act 2013.

31 Legal and Professional fees includes expenses of Rs. 50,982.19 thousands (previous year Rs. 33,752.96 thousands ) incurred against grant received from Genpact India Private Limited for carrying out the Genpact Social Impact Fellowship program, a project under its CSR program.

32 The Company does not have any long term contract including derivative contract for which there were any material foreseeable losses.

### 33 Prior period comparatives


Previous year's numbers have been regrouped and rearranged wherever necessary to confirm to current year's presentations.

As per our report of even date attached.

For S.R. Battiboi & Co LLP

Chartered Accountants


ICAI Firm Registration Number :301003E/E300005



per Shrawan Jalan  
Partner  
Membership No: 102102


Mumbai  
24 June 2020

For and on behalf of the Board of Directors



Vidya Shah  
Director  
DIN : 00274831

Mumbai  
24 June 2020



Nagma Mulla  
Director  
DIN - 07428351

