EFCL/Sec/2026-27/17

September 4, 2026

BSE Limited
P J Towers,
Dalal Street, Fort,
Mumbai – 400 001

Dear Sir/Madam,

Sub.: Annual Report for the financial year ended March 31, 2026

In accordance with the provisions of the Securities and Exchange Board of India (Listing Obligations and Disclosure Requirements) Regulations, 2015, please find enclosed herewith the Annual Report of the Company for the financial year ended March 31, 2026, including the Notice (Annual Report) convening the 37th Annual General Meeting of the Members of the Company to be held on Wednesday, September 30, 2026 at 4:00 p.m. at the Registered Office of the Company at Edelweiss House, Off. CST Road, Kalina, Mumbai – 400 098.

Kindly take the same on record.

Thanking you,

Yours faithfully,

For Edel Finance Company Limited

TARUN KHURANA
Digitally signed by TARUN KHURANA
Date: 2026.09.04 17:54:12 +05'30'

Tarun Khurana
Company Secretary & Chief Compliance Officer

Encl: as above

Edelweiss
Ideas create, values protect

Edel Finance Company Limited

Corporate Identity Number: U65920MH1989PLC053909

Annual Report 2025-26

BOARD'S REPORT

To the Members of Edel Finance Company Limited,

Your Directors hereby present the 37th Board's Report on the business, operations and state of affairs of the Company together with the audited financial statements for the financial year ended March 31, 2026:

FINANCIAL PERFORMANCE

I. Standalone Financial Performance:

(Rs. in million)

Particulars	2025-26	2024-25
Total Income	9,780.92	6,867.04
Total Expenditure	6,771.56	6,822.23
Profit before Tax	3,009.36	44.81
Provision for Tax (including deferred tax benefit)	773.30	77.20
Profit / (Loss) after Tax	2,236.06	(32.39)
Other comprehensive Income	0.13	0.07
Total comprehensive Income / (Loss)	2,236.19	(32.32)
Earnings per share (Rs.) (Face Value of Rs. 100 each):-		
Basic	16.12	(0.26)
Diluted	16.12	(0.26)

II. Consolidated Financial Performance:

(Rs. in million)

Particulars	2025-26	2024-25
Total Income	29,849.60	33,774.61
Total Expenditure	33,372.31	27,050.47
Profit / (Loss) before share in profit of associates and tax	(3,522.71)	6,724.14
Share in Profit of associates	2,471.31	3,917.08
Profit / (Loss) before tax	(1,051.40)	10,641.22
Provision for Tax (including deferred tax benefit/(expense)	(95.54)	892.63
Profit / (Loss) after tax for the year	(955.86)	9,748.59
Other Comprehensive Income / (Loss)	(851.99)	14,244.90
Total Comprehensive Income/(Loss)	(1,807.85)	(4,496.31)
Profit/(Loss) for the year attributable to:-		
Owners of the parent	(852.07)	9,608.27
Non-Controlling interests	(103.79)	140.32
Other Comprehensive Income /(Loss) attributable to:-		
Owners of the parent	(848.32)	(14,180.97)
Non-Controlling interests	(3.67)	(63.93)
Total Comprehensive Income /(Loss) attributable to:-		
Owners of the parent	(1,700.39)	(4,572.70)
Non-Controlling interests	(107.46)	76.39
Earnings per Equity Share (Rs.) (Face Value of Rs.100 each):-		
Basic	(6.14)	76.30
Diluted	(6.14)	76.30

INFORMATION ON THE STATE OF AFFAIRS OF THE COMPANY

The Company is registered as Core Investment Company with the Reserve Bank of India.

The information on the operational and financial performance, is given in the Management Discussion and Analysis Report, as stipulated under the Reserve Bank of India (Core Investment Companies) Directions, 2025 and the SEBI (Listing Obligations and Disclosure Requirements) Regulations 2015 ("the Listing Regulations") is forming part of this Report.

Consolidated Financial Performance

During the financial year ended March 31, 2026, the Company earned consolidated income of Rs. 29,849.60 million as compared to Rs. 33,774.61 million during the previous year. The loss after tax for the year was Rs. 955.86 million as against profit of Rs. 9,748.59 million in the previous year.

Standalone Financial Performance

During the financial year ended March 31, 2026, the Company earned income was Rs. 9,780.92 million as compared to Rs. 6,867.04 million during the previous year. The profit after tax for the year was Rs. 2,236.06 million as against loss of Rs. 32.39 million in the previous year.

FINANCIAL STATEMENTS

The financial statements (both consolidated and standalone) have been prepared in accordance with the Companies Act, 2013 and Rules framed thereunder ('the Act') and the applicable Accounting Standards and forms part of this Report.

The Auditors' Report issued by M/s. Tambi & Jaipurkar, Chartered Accountants, the Auditors of the Company on the financial statements for the year ended March 31, 2026 is unmodified and is annexed to the financial statements.

SUBSIDIARIES

During the financial year ended March 31, 2026, Edelweiss Investment Adviser Limited became a wholly owned subsidiary of the Company, with effect from March 27, 2026.

The salient features of the financial statements of each of the subsidiaries as required under the Act is provided in the financial statements in Form AOC-1. The financial statements of the subsidiaries are available on the website of the Company at www.edelfinance.edelweissfin.com. Any Member interested in obtaining a copy of financial statements of the subsidiaries may write to the Company Secretary at the Registered Office of the Company.

SHARE CAPITAL

During the year under review, the Company had allotted 2,00,00,000 Equity Shares of Rs. 100/- each aggregating to Rs. 200 crores to Edelweiss Financial Services Limited (EFSL), the holding company, on rights basis.

During the year under review, the Company had allotted 3,02,60,000 Equity Shares of the face value of Rs. 100 each to EFSL, on conversion of Compulsorily Convertible Preference Shares and Compulsorily Convertible Debentures as under:

i. 1,65,00,000 Equity Shares of the face value of Rs. 100/- each at par, were allotted to EFSL on conversion of 1,65,00,000 – 0.01% Compulsorily Convertible Preference Shares of Rs. 100/- each aggregating to Rs. 165 crores;

ii. 1,37,60,000 Equity Shares of the face value of Rs. 100/- each, at a premium of Rs. 481/- per Share, on conversion of 80,00,000 – 0.01% Compulsorily Convertible Debentures of Rs. 1,000/- each aggregating to Rs. 800 crores.

Consequently, as at March 31, 2026, the total paid-up share capital of the Company stood at Rs. 14,59,27,38,800 divided into 14,59,27,388 Equity Shares of the face value of Rs. 100/- each.

FINANCE

During the year under review, the Company continue to raise funds by issue of Non-convertible Debentures (NCDs) on private placement basis.

Some of the NCDs are listed on BSE Limited.

LOANS, INVESTMENTS AND GUARANTEES

Particulars of loans given, investments made, guarantees given and securities provided are reported in the financial statements, forming part of this Annual Report.

RELATED PARTY TRANSACTIONS

All the Related Party Transactions entered by the Company during the financial year ended March 31, 2026, were at arm's length and in the ordinary course of business. The Company has not entered into transactions with the Promoters, Directors and Key Managerial Personnel, which may have potential conflict of interest with the Company and its subsidiaries.

In accordance with the provisions of the Listing Regulations, the Company has formulated the Related Party Transactions Policy, which is available on the website of the Company at www.edelfinance.edelweissfin.com.

The particulars of contracts or arrangements with the related parties as prescribed in Section 188 of the Act and forming part of this Report are provided in Form AOC-2 annexed as Annexure I to this Report. The Related Party Transactions as required under the applicable Accounting Standards have been reported in the financial statements.

DIRECTORS AND KEY MANAGERIAL PERSONNEL

(i) Independent Directors

In accordance with the provisions of Section 149 of the Act and the Listing Regulations, the Independent Directors have given a declaration that they meet the criteria of independence as provided in the said Section and in the Listing Regulations.

In the opinion of the Board, the Independent Directors are persons of integrity and possess relevant expertise, experience and proficiency.

The second term of appointment of Dr. Vinod Juneja (DIN: 00044311) and Mr. Atul Ambavat (DIN:00195875), the Independent Directors, ended at the conclusion of the 36th Annual General Meeting of the Company held on September 30, 2025.

The Board places on record its sincere appreciation of the services rendered by Dr. Juneja and Mr. Ambavat during their tenure as Independent Directors of the Company.

Pursuant to the recommendations of the Nomination and Remuneration Committee, the Board had appointed Mr. H. S. Upendra Kamath (DIN: 02648119) as an Independent Director on the Board of Directors of the Company for the 1st term of 5 years with effect from September 29, 2025. The Members at the 36th AGM held on September 30, 2025, had approved the appointment of Mr. Kamath.

Pursuant to the recommendations of the Nomination and Remuneration Committee, the Board had appointed Mr. Bharat Bakshi (DIN: 07648220) as an Independent Director on the Board of Directors of the Company for the 1st term of 5 years with effect from December 26, 2025. The Members at the Extraordinary General Meeting held on January 30, 2026, had approved the appointment of Mr. Bakshi.

(ii) Retirement by rotation

Ms. Vidya Shah (DIN:00274831), retires by rotation at the forthcoming Annual General Meeting and, being eligible, has offered herself for re-appointment.

(iii) Fit and Proper Criteria

All the Directors of the Company have confirmed that they meet the fit and proper criteria as stipulated under applicable Master Directions issued by the RBI.

(iv) Key Managerial Personnel

a) Chief Financial Officer

Ms. Ananya Suneja resigned as the Chief Financial Officer of the Company with effect from August 6, 2025 and continues to be the Executive Director of the Company.

Mr. Vyapak Shrivastava was appointed as the Chief Financial Officer of the Company with effect from August 6, 2025.

b) Company Secretary

Ms. Christina D'souza resigned as the Company Secretary of the Company with effect from June 17, 2025.

Mr. Tarun Khurana was appointed as the Company Secretary of the Company with effect from June 17, 2025.

NUMBER OF BOARD MEETINGS HELD

During the year ended March 31, 2026, the Board met 8 times. The details of the Board Meetings and the attendance of the Directors at the Meetings are provided in the Corporate Governance Report, which forms part of this Report.

REMUNERATION POLICY

The Company has formulated a Remuneration Policy pursuant to Section 178 of the Act and the Listing Regulations. The Policy is provided as Annexure II to this Report.

EVALUATION OF THE PERFORMANCE OF THE BOARD

A Board Evaluation Policy (the Policy) for evaluating the performance of the Board, its Committees, the Executive Directors, the Non-executive Directors and the Independent Directors has been adopted by the Company.

The Policy *inter alia* provides the criteria for performance evaluation such as Board effectiveness, quality of discussion, contribution at the Meetings, business acumen, strategic thinking, time commitment, relationship with the stakeholders, corporate governance practices, review of the terms of reference of the Committees and the contribution of the Committees to the Board in discharging its functions, etc.

A separate Meeting of the Independent Directors was held wherein the annual performance of the Non-Independent Directors, performance of the Board as a whole (including the Committees) in terms of the provisions of the Act, the Listing Regulations and the Guidance Note issued by the Securities and Exchange Board of India in this regard, was discussed.

INTERNAL FINANCIAL CONTROLS AND RISK MANAGEMENT

The Company has in place adequate internal financial controls with reference to financial statements. The Company's internal control system is designed to ensure operational efficiency, protection and conservation of resources, accuracy and promptness in financial reporting and compliance with the laws and regulations. The internal control system is also supported by an internal audit process. The Statutory Auditors and the Internal Auditors of the Company have confirmed that the internal financial control framework is operating efficiently and effectively.

The risk management is an integral part of the Company's business strategy that seeks to minimise adverse impact on business objectives and capitalise on opportunities. The Group Risk Management Committee oversees the risk management framework of the Company through regular and proactive intervention by identifying risks and formulating mitigation plans. Further details are provided in the Management Discussion and Analysis section forming part of this Report.

AUDIT COMMITTEE

The Audit Committee comprises of the following Directors of the Company:

Mr. Sunil Phatarphekar – Independent Director (Chairman)
Mr. H. S. Upendra Kamath - Independent Director
Ms. Priyadeep Chopra – Non-executive Director.

Further details of the Audit Committee are provided in the Corporate Governance Report forming part of this Report.

WHISTLE BLOWER POLICY/ VIGIL MECHANISM

The Company has adopted a Whistle Blower Policy to report genuine concerns/grievances. The Policy is available on the website of the Company at: www.edelfinance.edelweissfin.com.

The Policy provides for adequate safeguards against victimisation of the persons who use the vigil mechanism. The vigil mechanism is overseen by the Audit Committee.

CORPORATE SOCIAL RESPONSIBILITY COMMITTEE

The Corporate Social Responsibility (CSR) Committee comprises of the following Directors of the Company:

Ms. Vidya Shah	–	Executive Director
Ms. Ananya Suneja	–	Executive Director
Mr. H. S. Upendra Kamath	–	Independent Director.

A report on the Corporate Social Responsibility in accordance with the provisions of the Section 135 of the Act is provided in Annexure III to this Report. The CSR Policy is available on the website of the Company at: www.edelfinance.edelweissfin.com.

Further, details of the CSR Committee are provided in the Corporate Governance Report which forms part of this Report.

OTHER COMMITTEES

The Board of Directors has also constituted the following Committees:

- Nomination and remuneration Committee
- Group Risk Management Committee
- Stakeholders' Relationship Committee
- Asset Liability Management Committee
- IT Strategy Committee
- IT Steering Committee.

The information on the aforesaid Committees including details of their Meetings, their composition and attendance are provided in the Corporate Governance Report, forming part of this Report.

AUDITORS

The Members at the 35th Annual General Meeting (AGM) of the Company held on September 30, 2024, had appointed M/s. Tambi & Jaipurkar, Chartered Accountants (Firm Registration No. 115954W) as the Statutory Auditors of the Company, for a term of 3 years, to hold the office until the conclusion of 38th AGM to be held in the year 2027.

SECRETARIAL AUDIT REPORT

M/s. BNP & Associates, Company Secretaries, were appointed as the Secretarial Auditors to conduct the Secretarial Audit for the financial year ended March 31, 2026. The Report of the Secretarial Auditors is provided as Annexure IV to this Report. The Secretarial Audit Report is unmodified.

PREVENTION OF SEXUAL HARASSMENT OF WOMEN AT WORKPLACE

The Company has a Policy on Prevention of Sexual Harassment of Women at Workplace. No cases were reported during the year under review. There were no complaints pending as on March 31, 2026.

The Company has complied with the provisions relating to the constitution of Internal Complaints Committee under the Sexual Harassment of Women at Workplace (Prevention, Prohibition and Redressal) Act, 2013.

CONSERVATION OF ENERGY, TECHNOLOGY ABSORPTION AND FOREIGN EXCHANGE EARNINGS/ OUTGO

A. Conservation of energy

i. The steps taken or impact on conservation of energy – The operations of the Company are not energy intensive. However, adequate measures have been taken for conservation of energy wherever possible.

ii. The steps taken by the Company for utilising alternate sources of energy – Though the operations of the Company are not energy intensive, the Company explores alternative sources of energy, as and when the necessity arises.

iii. The capital investment on energy conservation equipments – Nil.

B. Technology absorption

i. The efforts made towards technology absorption – The Company extensively uses the information technology in its operations and has absorbed the technology required in this regard.

ii. The benefits derived like product improvement, cost reduction, product development or import substitution – The Company has leveraged the technology to optimise cost reduction and product development.

iii. In case of imported technology (imported during the last three years reckoned from the beginning of the financial year):

(a) the details of technology imported: Not Applicable

(b) the year of import: Not Applicable

(c) whether the technology has been fully absorbed: Not Applicable

(d) if not fully absorbed, areas where absorption has not taken place, and the reasons thereof: Not Applicable

iv. The expenditure incurred on Research and Development – Not Applicable.

C. Foreign exchange earnings and outgo

During the year under review, there was no foreign exchange inflow (previous year: Nil) and no foreign exchange outgo (previous year: Nil).

OTHER DISCLOSURES

i) There are no significant material changes and commitments affecting the financial position of the Company that occurred between the end of financial year and the date of this Report.

ii) There has been no change in the nature of business of the Company.

iii) There was no revision in the financial statements of the Company.

iv) There was no application made or proceeding pending against the Company under the Insolvency and Bankruptcy Code, 2016. There was no instance of one-time settlement with any Bank/Financial Institution in respect of loan taken by the Company.

v) No significant or material orders were passed by the Regulators or Courts or Tribunals which impact the going concern status and Company's operations in future.

vi) No fraud has been reported by the Auditors to the Audit Committee and the Board.

vii) Disclosure pertaining to maintenance of cost records as specified under the Act is not applicable to the Company.

viii) The Company has not issued equity shares with differential voting rights as to dividend, voting or otherwise.

ix) The Company has not accepted any deposits covered under Chapter V of the Act.

x) The Company has complied with the applicable Secretarial Standards issued by the Institute of Company Secretaries of India.

xi) The Company doesn't have any scheme involving provision of money for the purchase of the Company's own shares by employees or by trusts.

xii) The Company has complied with the applicable provisions pertaining to the Maternity Benefit Act, 1961.

ANNUAL RETURN

Pursuant to Sections 92 and 134 of the Act, the Annual Return as at March 31, 2026 in Form MGT-7, is available on the website of the Company at: www.edelfinance.edelweissfin.com.

CORPORATE GOVERNANCE

The Company is committed to maintain the highest standards of Corporate Governance and adheres to the Corporate Governance requirements set out by the SEBI and the RBI. The Company has implemented several best governance practices.

Pursuant to the amendment to the SEBI (Listing Obligations and Disclosure Requirements) Regulations, 2015 dated January 22, 2026, the threshold for classification of entities as High Value Debt Listed Entities (HVDLEs) has been enhanced from Rs. 1,000 crores to Rs. 5,000 crores. Consequently, the Company no longer qualifies as an HVDLE and the corporate governance provisions prescribed under Regulations 16 to 27 and Chapter VA of the Listing Regulations are no longer applicable to the Company.

Accordingly, the requirement for inclusion of a separate Corporate Governance Report and the disclosures stipulated under Schedule V of the Listing Regulations does not apply to the Company.

On voluntarily basis, the Company is providing a Report on Corporate Governance together with the certificate issued by M/s. BNP & Associates, Company Secretaries, on compliance with the conditions of Corporate Governance during the financial year ended March 31, 2026 in Annexure V and forms part of this Report.

DIRECTORS' RESPONSIBILITY STATEMENT

Pursuant to Section 134 of the Act, the Directors confirm that:

i) in the preparation of the annual accounts, the applicable Accounting Standards have been followed;

ii) such accounting policies have been selected and applied consistently and made judgments and estimates that are reasonable and prudent so as to give a true and fair view of the state of affairs of the Company as at March 31, 2026 and the Profit of the Company for the financial year ended on that date;

iii) proper and sufficient care had been taken for the maintenance of adequate accounting records in accordance with the provisions of the Act for safeguarding the assets of the Company and for preventing and detecting fraud and other irregularities;

iv) the annual accounts have been prepared on a going concern basis;

v) internal financial controls have been laid down and the same are adequate and were operating effectively; and

vi) proper systems had been devised to ensure compliance with the provisions of all applicable laws and that such systems were adequate and operating effectively.

ACKNOWLEDGEMENTS

The Board acknowledges the valuable guidance and continued support extended by the Reserve Bank of India, the Securities and Exchange Board of India, Stock Exchanges, Ministry of Corporate Affairs, other government authorities, Banks and other stakeholders. Your Directors would also like to take this opportunity to express their appreciation for the dedicated efforts of the employees of the Company.

For and on behalf of the Board
Edel Finance Company Limited

	Ananya Suneja	**Priyadeep Chopra**
	Executive Director	**Non-executive Director**
Mumbai, April 28, 2026	**DIN: 07297081**	**DIN: 00079353**

Annexure - I

Edel Finance Company Limited

Form AOC-2

(Pursuant to clause (h) of sub-section (3) of Section 134 of the Act and Rule 8(2) of the Companies (Accounts) Rules, 2014)

Form for disclosure of particulars of contracts/arrangements entered into by the company with related parties referred to in sub-section (1) of section 188 of the Companies Act, 2013 including certain arm's length transactions under third proviso thereto:

I. Details of contracts or arrangements or transactions not at arm's length basis:

(₹ in million)

Sr. No.	Name(s) of the related party and nature of relationship	Nature of contracts/ arrangements/ transactions	Duration of the contracts/ arrangements/ transactions	Salient terms of the contracts or arrangements or transactions including the value, if any	Justification for entering into such contracts or arrangements or transactions	Date of approval by the Board	Amount paid as advances, if any	Date on which the special resolution was passed in general meeting as required under first proviso to section 188
Not Applicable								

II. Details of material contracts or arrangement or transactions at arm's length basis:

(₹ in million)

Sr. No.	Name(s) of the related party and nature of relationship	Nature of contracts/arrangements/transactions	Duration of the contracts/arrangements/ transactions	Salient terms of the contracts or arrangements or transactions including the value, if any	Date of approval by the Board	Amount paid as advances, if any
1	ECL Finance Limited (Subsidiary)	Sale of Securities	-	2,119.41	06-02-2025	-
2	Edelweiss Rural & Corporate Services Limited (Subsidiary)	Sale of Securities	-	2,972.96	06-02-2025	-
3	Edelweiss Investment Adviser Limited (Subsidiary)	Sale of Securities	-	2,913.50	06-02-2025	-
4	ECap Equities Limited (Fellow Subsidiary)	Investment in Securities	-	4,000.00	06-02-2025	-
5	ECap Equities Limited (Fellow Subsidiary)	Purchase of Securities	-	2,924.44	06-02-2025	-
6	Edelweiss Financial Services Limited (Holding Company)	Interest paid	-	2,332.67	06-02-2025	-
7	Edelweiss Asset Reconstruction Company Limited (Fellow Subsidiary)	Dividend received	-	697.38	06-02-2025	-
8	Edelcap Securities Limited (Fellow Subsidiary)	Interest paid	-	760.51	06-02-2025	-

For and on behalf of the Board
Edel Finance Company Limited

Ananya Suneja
Executive Director
DIN: 07297081

Priyadeep Chopra
Non-executive Director
DIN: 00079353

Mumbai, April 28, 2026

Annexure II

Remuneration Policy

Objective

The Companies Act, 2013 ('the Act') requires a Company to frame policy for determining the remuneration payable to the Directors, Key Managerial Personnel (KMPs) and other employees.

The Company is registered with the Reserve Bank of India ("**RBI**") as a Non-Banking Financial Company – Core Investment Company (**NBFC-CIC**). The RBI (Core Investment Companies) Directions, 2025 read with the RBI (Non-Banking Financial Companies – Governance Directions, 2025 requires NBFC-CICs to frame a remuneration policy to address issues arising out of excessive risk taking caused by misaligned compensation packages.

The objective of the Remuneration Policy (the Policy) of the Company is to provide a framework for the remuneration of the Independent Directors, Non-executive Directors, Managing Director/Executive Directors, KMPs, and other Senior level employees of the Company.

The objective of this Policy is to ensure that:

i. the level and composition of remuneration is reasonable and sufficient to attract, retain talent required to run the company successfully;

ii. relationship of remuneration to performance is clear and meets appropriate performance benchmarks; and

iii. remuneration to the Directors, KMPs and senior management comprises a balance of fixed and incentive pay reflecting short and long-term performance objectives appropriate to the working of the Company and its goals.

iv. remuneration is effectively aligned with prudent risk taking.

Remuneration of the Independent Directors & Non- executive Directors

- The Independent Directors & Non-executive Directors are eligible for sitting fees for attending the Meetings of the Board and the Committees thereof.

- The Independent Directors & Non-executive Directors are also eligible for commission, subject to limits prescribed under the Act and the Rules framed there under.

- The Independent Directors shall not be eligible for stock options/stock appreciation rights.

- The Non-executive Directors (other than Promoter Directors) shall be eligible for stock options/stock appreciation rights.

Remuneration of the Managing Director & Executive Directors

- The remuneration of the Managing Director/Executive Directors shall be recommended by the Nomination and Remuneration Committee ('NRC') to the Board. Based on the recommendations of the NRC, the Board determines and approves the remuneration of the Managing Director/Executive Directors, subject to necessary approvals, if any.

- The remuneration paid to the Managing Director/Executive Directors shall be within the limits prescribed under the Act and approved by the shareholders of the Company. The remuneration structure includes fixed salary, perquisites, bonus (variable pay), other benefits and allowances and contribution to Funds, etc.

- The Executive Directors (other than the Promoter Directors) shall be eligible for stock options/stock appreciation rights.

Remuneration of the KMP (other than Executive Directors) and Senior level employees

- The key components of remuneration package of the KMP (other than Executive Directors) and Senior level employees shall comprise of fixed salary, perquisites, annual bonus (variable pay), other benefits and allowances and contribution to Funds, etc.

- They shall be eligible for stock options/stock appreciation rights.

- Employees in risk management, compliance and internal audit shall be compensated independently of business unit performance and based on functional objectives

Malus and Clawbacks

Malus arrangement permits the Company to prevent vesting of all or part of the deferred variable pay.

Claw back is a contractual agreement between the employee and the Company in which

the employee agreed to return previously paid or vested remuneration to the entity under certain circumstances

Scope

Malus/Clawback arrangements under this Policy are applicable in respect of deferred compensation payable to identified members of the senior management personnel and any other Material Risk Takers (MRT). The MRT executives are the ones who contribute to or been materially responsible for the need for the restatement of financial results for reasons including:

- Personally, acting fraudulently or dishonestly or in a manner that adversely affects the Company's reputation, or which is characterised as gross misconduct.

- Directing an employee, contractor, or advisor to act fraudulently, dishonestly or to undertake other misconduct.

- Breaching their material obligations through error, omission or negligence.

Examples of breach of material obligation that could trigger application of Malus/Clawback could include:

- a material misstatement in the accounts for the relevant years
- conduct exposing the Company to potential reputational damage or legal action or that is otherwise in a breach of the Code of Conduct.

The same will be applicable in the event of the commission of felony, fraud, mis-appropriation, breach of trust or any offence involving moral turpitude or breach of integrity, gross or willful insubordination, or any other act determined to be detrimental to the interest of the Company including and not restricted to violation of Code of Conduct, the claw back clause shall also be considered.

Malus clause shall also apply if an act of gross negligence on part of one or a group of employees, comes to light in the subsequent period.

An act of gross negligence occurs when a KMP/MRT fails to meet the standard of due diligence or commits a negligent error that another similarly skilled professional would have most likely avoided.

Policy Review

- The Policy may be amended as may be necessary.

- The NRC shall implement the Policy, and may issue such guidelines, procedures etc. as it may deem fit.

For and on behalf of the Board
Edel Finance Company Limited

	Ananya Suneja	**Priyadeep Chopra**
	Executive Director	**Non-executive Director**
Mumbai, April 28, 2026	**DIN: 07297081**	**DIN: 00079353**

Annexure III

Edel Finance Company Limited
Annual Report on Corporate Social Responsibility Activities
for the financial year March 31, 2026

As prescribed under Section 135 of the Companies Act, 2013 and Companies (Corporate Social Responsibility Policy) Rules, 2014

1. **Brief outline on CSR Policy of the Company.**

   To leverage the capacity and capital to equip and enable the social sector to achieve the greatest impact on the lives of the poor in India.

2. **Composition of the CSR Committee:**

Sl. No.	Name of Director	Designation / Nature of Directorship	Number of meetings of CSR Committee held during the year	Number of meetings of CSR Committee attended during the year
1	Ms. Vidya Shah	Executive Director	1	1
2	Ms. Ananya Suneja	Executive Director	1	1
3	Mr. Atul Ambavat (upto September 29, 2025)	Independent Director	1	1
4	Mr. H. S. Upendra Kamath (w.e.f. September 29, 2025)	Independent Director	N.A.	N.A.

3. **Provide the web-link where Composition of CSR committee, CSR Policy and CSR projects approved by the board are disclosed on the website of the Company:**

   The composition of CSR Committee and the CSR Policy are available on the website of the Company at www.edelfinance.edelweissfin.com.

4. **Provide the executive summary along with the weblink of Impact assessment of CSR projects carried out in pursuance of sub-rule (3) of rule 8, if applicable:**

   Not Applicable

5. (a) Average net profit of the company as per section 135(5): **Not Applicable**

   (b) Two percent of average net profit of the company as per section 135(5): **NIL**

   (c) Surplus arising out of the CSR projects or programmes or activities of the previous financial years: **NIL**

   (d) Amount required to be set off for the financial year, if any: **NIL**

   (e) Total CSR obligation for the financial year (5a+5b-5c): **NIL**

6. (a) Amount spent on CSR Projects (both Ongoing and other than Ongoing Project): **Not Applicable**

   (b) Amount spent in Administrative Overheads: **NIL**

   (c) Amount spent on Impact Assessment, if applicable: **Not applicable**

(d) Total amount spent for the financial year (a)+(b)+(c): **NIL**

(e) CSR amount spent or unspent for the financial year:

Total Amount Spent for the Financial Year (in Rs.)	Amount Unspent				
	Total Amount transferred to Unspent CSR Account as per section 135(6)		Amount transferred to any fund specified under Schedule VII as per second proviso to section 135(5)		
	Amount	Date of transfer	Name of the Fund	Amount	Date of transfer
Not Applicable					

(f) Excess amount for set off, if any: **NIL**

Sl. No.	Particular	Amount (in Rs.)
(i)	Two percent of average net profit of the company as per section 135(5)	Not Applicable
(ii)	Total amount spent for the financial year	
(iii)	Excess amount spent for the financial year [(ii)-(i)]	
(iv)	Surplus arising out of the CSR projects or programmes or activities of the previous financial years, if any	
(v)	Amount available for set off in succeeding financial years [(iii)-(iv)]	

7. Details of Unspent Corporate Social Responsibility amount for the preceding three financial years:

Sl. No.	Preceding Financial Year	Amount transferred to Unspent CSR Account under section 135 (6) (in Rs.)	Amount spent in the Financial Year (in Rs.)	Amount transferred to any fund specified under Schedule VII as per section 135(6), if any.		Amount remaining to be spent in succeeding financial years (in Rs.)	Deficiency, if any
				Amount (in Rs)	Date of transfer		
1	FY 2024-25	Not Applicable					
2	FY 2023-24						
3	FY 2022-23						
	Total						

8. Whether any capital assets have been created or acquired through Corporate Social Responsibility amount spent in the Financial Year: **Not Applicable**

9. Specify the reason(s), if the company has failed to spend two per cent of the average net profit as per section 135(5): **Not Applicable**

For and on behalf of the Board

Edel Finance Company Limited

	Ananya Suneja	**Priyadeep Chopra**
	Executive Director	**Non-executive Director**
Mumbai, April 28, 2026	**DIN: 07297081**	**DIN: 00079353**

BNP & Associates
Company Secretaries

FORM NO. MR-3
SECRETARIAL AUDIT REPORT
FOR THE FINANCIAL YEAR ENDED MARCH 31, 2026
[Pursuant to Section 204(1) of the Companies Act, 2013 and Rule 9 of the Companies (Appointment and Remuneration of Managerial Personnel) Rules, 2014]

To,
The Members,
Edel Finance Company Limited
Edelweiss House, Off. C.S.T Road,
Kalina, Mumbai – 400098.

We have conducted the Secretarial Audit of the compliance with applicable statutory provisions and the adherence to good corporate practices by **Edel Finance Company Limited** having **CIN: U65920MH1989PLC053909** (hereinafter called "the Company") for the Financial Year ended March 31, 2026 (the "Audit Period"/ "Period under review").

We have conducted the Secretarial Audit in a manner that provided us with a reasonable basis for evaluating the Company's corporate conducts/ statutory compliances and expressing our opinion thereon.

We are issuing this report based on:

(i) Our verification of the Company's books, papers, minutes books, copies of various records, copies of minutes of the meetings of the Board of Directors of the Company (the Board) and Committees thereof, General meetings, forms and returns filed and records provided and other records maintained by the Company and furnished to us in relation to all compliance-related actions taken by the Company during the Financial Year 2025-26 as well before the day of issue of this report;

(ii) Compliance certificates confirming compliance with corporate laws as applicable to the Company as given by the Key Managerial Personnel / Senior Managerial Personnel of the Company and taken on record by the Company's Audit Committee / Board of Directors; and

(iii) Representations made, documents produced and information provided by the Company, its officers and authorized representatives during our conduct of Secretarial Audit.

We hereby report that, in our opinion, during the Audit Period covering the Financial Year ended March 31, 2026 that the Company has:

(i) Complied with the statutory provisions listed hereunder; and
(ii) Board processes and compliance mechanisms are in place

to the extent, in the manner and subject to the reporting made hereinafter.

The members are requested to read this report along with our letter of even date annexed to this report as Annexure-A.

BNP & Associates MUMBAI Company Secretaries

101, 1st Floor, Bholenath Chogle Residency, Babhai Naka, Near Ram Mandir, Borivali (West), Mumbai - 400 092.
E-mail: support@bnpassociates.in • Web: www.bnpassociates.in

1. COMPLIANCE WITH SPECIFIC STATUTORY PROVISIONS

We further report that:

1.1 We have examined copies of the books, papers, minutes books, forms and other records maintained by the Company, returns filed and compliance related action taken by the company, records maintained and furnished to us, during the period under review, according to the applicable provisions / clauses of:

(i) The Companies Act, 2013 (the "Act") and the Rules made thereunder;

(ii) The Securities Contracts (Regulation) Act, 1956 ("SCRA") and the Rules made thereunder;

(iii) The Depositories Act, 1996 and the Regulations and Bye-laws framed thereunder;

(iv) The following Regulations and Guidelines prescribed under the Securities and Exchange Board of India Act, 1992 ("SEBI Act")

a) The Securities and Exchange Board of India (Listing Obligations and Disclosure Requirements) Regulations, 2015;

b) The Securities and Exchange Board of India (Prohibition of Insider Trading) Regulations, 2015*;

c) The Securities and Exchange Board of India (Issue and Listing of Non-convertible Securities) Regulations, 2021; read with Operational Circular bearing no. SEBI/HO/DDHS/DDHS-PoD/P/CIR/2025/0000000137 dated October 15, 2021 as amended from time to time for Issue and Listing of Non-Convertible Securities, Securitized Debt Instruments, Security Receipts, Municipal Debt Securities and Commercial Paper;

d) The Securities and Exchange Board of India (Depositories and Participants) Regulations, 2018; and

e) The Securities and Exchange Board of India (Registrars to an Issue and Share Transfer Agents) Regulations, 1993 regarding the Companies Act and dealing with client;

*The Company has maintained a Structured Digital Database ("SDD") pursuant to the requirement of Regulation 3(5) and 3(6) of The Securities and Exchange Board of India (Prohibition of Insider Trading) Regulations, 2015.

(v) Secretarial Standards relating to Board Meetings, Committee meetings and General Meetings issued by The Institute of Company Secretaries of India ("Secretarial Standards") and notified by the Central Government under Section 118 (10) of the Act which have mandatory application;

(vi) Listing agreement entered into with the BSE Limited ('BSE') for listing of Debentures issued by the Company.

(vii) Based on the nature of business activities of the Company, the following specific Acts/Laws /Rules / Regulations are applicable to the Company, which have been duly complied with:

a) Reserve Bank of India (Core Investment Companies) Directions, 2025 and the RBI Guidelines as applicable to the Company including the relevant Circulars and Notifications issued thereunder.
b) Prevention of Money Laundering Act, 2002
c) Information Technology Act, 2000.

We have relied on confirmations provided by the Company as regards compliance with the above laws.

1.2 During the period under review, and also considering the compliance related action taken by the Company after March 31, 2026, but before the date of issue of this report, to the best of our knowledge and belief and based on the records, information, explanations and representations furnished to us the Company has:

(i) Complied with the all the applicable provisions of all the aforesaid Acts, Rules, Regulations, Guidelines and Secretarial Standards as mentioned above.

(ii) Generally Complied with the applicable provisions / clauses of:

(a) The Acts, Regulations and rules mentioned under paragraph 1.1; and

(b) The Secretarial Standards on meetings of Board of Directors and its Committees ("SS-1") which are applicable to the meetings of the Board, Committees constituted by the Board held during the year, as also to the circular resolutions passed by the Board of Directors; and its committees. The participation of Directors through video conferencing for the Board/Committee meeting(s) held during the year, were verified based on the minutes of the meetings provided by the Company.

(c) The Secretarial Standards on General Meetings ("SS-2") mentioned under paragraph 1.1 above, which were complied in connection with the 36th Annual General Meeting (AGM) held on September 30, 2025 and the Extra-Ordinary General Meetings (EGMs) held on August 07, 2025, December 19, 2025 and January 30, 2026.

1.3 During the audit period under review, provisions of the following Acts /Regulations were not applicable to the Company:

(i) The Securities and Exchange Board of India (Delisting of Equity Shares) Regulations, 2009; and
(ii) The Securities and Exchange Board of India (Buyback of Securities) Regulations, 2018.
(iii) The Securities and Exchange Board of India (Substantial Acquisition of Shares and Takeovers) Regulations, 2011;
(iv) Foreign Exchange Management Act, 1999 and the rules and regulations made thereunder to the extent of Foreign Direct Investment, Overseas Direct Investment and External Commercial Borrowings;
(v) Securities and Exchange Board of India (Share Based Employee Benefits and Sweat Equity) Regulations, 2021;

BNP & Associates MUMBAI Company Secretaries

(vi) The Securities and Exchange Board of India (Issue of Capital and Disclosure Requirements) Regulations, 2018

2. BOARD PROCESSES:

We further report that:

2.1 The Board of Directors of the Company as on March 31, 2026 comprised of:

a) Ms. Vidya Shah (DIN: 00274831) Executive Director.
b) Ms. Ananya Suneja (DIN: 07297081) Executive Director.
c) Ms. Priyadeep Chopra (DIN: 00079353) Non-executive Director.
d) Mr. Sunil Nawal Phatarphekar (DIN: 00005164) Independent Director.
e) Mr. H.S. Upendra Kamath (DIN: 02648119) Independent Director.
f) Mr. Bharat Vipinchandra Bakshi (DIN: 07648220) Independent Director.

The constitution of the Board is in line with the applicable laws.

2.2 The processes relating to the following changes in the composition of the Board of Directors and Key Managerial Personnel during the Audit Period were carried out in compliance with the provisions of the Act and SEBI (Listing Obligations and Disclosure Requirements), Regulations 2015:

1. Re-appointment of Ms. Ananya Suneja (DIN:07297081) as Executive Director of the company who was liable to retire by rotation was approved at the 36th Annual General Meeting held on September 30, 2025.

2. Re-appointment of Mr. Sunil Nawal Phatarphekar (DIN: 00005164) as an Independent Director for the second term of 5 years with effect from September 30, 2025 until the conclusion of the Annual General Meeting to be held in 2030, which was duly approved by the Board of directors on May 09, 2025 and by the members at the Extraordinary General Meeting held on August 07, 2025.

3. Appointment of Ms. Christina D'souza as the Chief Risk Officer of the Company for a period of 3 years which was duly approved by Board of directors at its meeting held on June 17, 2025.

4. Appointment of Mr. Tarun Khurana, a Member of the Institute of Company Secretaries of India (Membership No. A12344) and the Key Managerial Personnel of Edelweiss Financial Services Limited, the holding company (EFSL), as the Company Secretary of the Company, was approved by the Board of Directors at its meeting held on June 17, 2025.

5. Cessation of office of Ms. Ananya Suneja as Chief Financial Officer, with effect from August 6, 2025. Ms. Suneja continues to be the Executive Director of the Company.

6. Appointment of Mr. Vyapak Shrivastava as Chief Financial Officer, with effect from August 6, 2025.

7. Appointment of Mr. H.S. Upendra Kamath (DIN:02648119) as an Independent Director to hold office till the conclusion of the Annual General Meeting of the Company to be held in the year 2030 was approved by board of directors at its meeting held on September 29, 2025 and approved by the members at the Annual General Meeting held on September 30, 2025. Mr. Kamath will be attaining the age of 75 years during the term of his appointment.

BNP & Associates MUMBAI Company Secretaries

8. Cessation of office of Dr. Vinod Juneja as an Independent Director of the company on September 30, 2025 due to completion of his second term of appointment.

9. Cessation of office of Mr. Atul Ambavat as an Independent Director of the company on September 30, 2025 due to completion of his second term of appointment.

10. Appointment of Mr. Bharat Vipinchandra Bakshi (DIN: 07648220) as an Independent Director of the company for the first term of 5 years was approved by board of directors at its meeting held on December 26, 2025 and approved by the members at the Extraordinary General Meeting held on January 30, 2026.

2.3 Adequate notice(s) with Agenda and the detailed notes to Agenda were given at least seven days before the meetings to all the directors to enable them to plan their schedule for the meetings of the Board and the Committees constituted by the Board, and where the notice was given at a period shorter than seven days, at least one Independent Director was present at the meeting, as required under Section 173(3) of the Companies Act, 2013 and the Secretarial Standards.

2.4 A system exists for directors to seek and obtain further information and clarifications on the agenda items before the meetings and to ensure their meaningful participation at the meetings.

2.5 We note from the minutes examined that, at the Board meetings held during the year:

(i) Decisions were taken through the majority of the Board; and
(ii) No dissenting views were expressed by any Board member on any of the subject matters discussed, which were required to be recorded as part of the minutes.

3. COMPLIANCE MECHANISM

Each functional head (Compliance, Admin, HR, Treasury) have their own trackers to ensure that necessary compliances are ensured within the regulatory timelines.

4. SPECIFIC EVENTS / ACTIONS

4.1 During the year under review, the following specific events/ actions, having a major bearing on the Company's affairs took place: -

i. The RBI had conducted the Risk Assessment of the Company for the financial year ended March 31, 2025 and carried out an onsite inspection in July, 2025. The inspection covered areas such as capital adequacy, asset liability management, risk governance, policy compliance, and financial reporting standards. During the period under review, RBI issued the Inspection and Risk Assessment Report highlighting observations and the corrective action to be taken by the Company to comply with the RBI observations. The Company has taken appropriate corrective actions on the observations.

ii. Issue of 2,00,00,000 Equity Shares of Rs. 100/- each for cash at par aggregating to Rs. 200 Crores to Edelweiss Financial Services Limited (EFSL), holding company, on rights basis.

BNP & Associates MUMBAI Company Secretaries

iii. Conversion of 80,00,000 Compulsorily Convertible Debentures of Rs. 1,000/- each aggregating to Rs. 800 Crores which have been converted into 1,37,60,000 Equity Shares of the face of Rs.100/- each at a premium of Rs. 481 per Share aggregating to Rs. 800 Crores and allotted to EFSL.

iv. Conversion of 1,65,00,000 – 0.01% Compulsorily Convertible Preference Shares of Rs. 100/- each aggregating to Rs. 165 Crores which have been converted into 1,65,00,000 Equity Shares of Rs. 100/- each at par aggregating to Rs. 165 Crores and allotted to EFSL.

For BNP & Associates
Company Secretaries
[Firm Regn. No. P2014MH037400]
[PR No.: -7353/2025]

BNP & Associates MUMBAI Company Secretaries

Sujata Chattopadhyay
Partner
FCS No.: - 8983
COP No.: - 13498
UDIN: F008983H000225958

Place: Mumbai
Date: April 28, 2026

BNP & Associates
E-mail: support@bnpassociates.in
Web: www.bnpassociates.in

Annexure A to the Secretarial Audit Report for the Financial Year ended March 31, 2026

To,
The Members,
Edel Finance Company Limited
Edelweiss House, Off. C.S.T Road,
Kalina, Mumbai - 400098

Our Secretarial Audit Report of even date is to be read along with this letter.

1. The Company's management is responsible for maintenance of secretarial records and compliance with the provisions of corporate and other applicable laws, rules, regulations and standards. Our responsibility is to express an opinion on the secretarial records produced for our audit.

2. We have followed such audit practices and processes as we considered appropriate to obtain reasonable assurance about the correctness of the contents of the secretarial records.

3. We have considered compliance related actions taken by the company in compliance with law.

4. We have verified the secretarial records furnished to us to see whether the correct facts are reflected therein. We have also examined the compliance procedures followed by the Company. We believe that the processes and practices we followed, provide a reasonable basis for our opinion.

5. We have not verified the correctness and appropriateness of financial records and Books of Accounts of the Company.

6. We have obtained the management's representation about the compliance of laws, rules and regulations and happening of events, wherever required.

7. Our Secretarial Audit Report is neither an assurance as to the future viability of the Company nor of the efficacy or effectiveness with which the management has conducted the affairs of the Company.

For BNP & Associates
Company Secretaries
[Firm Regn. No. P2014MH037400]
[PR No.: 7353/2025]

BNP & Associates MUMBAI Company Secretaries

Sujata Chattopadhyay
Partner
FCS No.: - 8983
COP No.: - 13498
UDIN: F008983H000225958

Place: Mumbai
Date: April 28, 2026

EDEL FINANCE COMPANY LIMITED (EFCL)

Macro-Economic Review and Outlook

FY26 witnessed a phase of moderate global growth amid heightened geopolitical tensions, evolving trade dynamics, and continued divergence between advanced and emerging economies. While global GDP growth remained stable at ~3.2%, advanced economies slowed under the impact of monetary tightening, whereas emerging markets demonstrated relative resilience, supported by domestic demand.

India continued to outperform, with GDP growth estimated at ~6.5%, driven by strong domestic consumption, sustained public investment, and a resilient services sector. Government capital expenditure and policy initiatives supporting manufacturing and infrastructure remained key growth enablers, while consumption continued to anchor economic activity.

Macroeconomic conditions remained stable, with inflation moderating to ~4.5% and monetary policy maintaining a balanced stance. The external sector remained resilient, supported by strong services exports, robust remittance inflows, and comfortable foreign exchange reserves, despite intermittent pressures from commodity price volatility.

The financial system remained well-capitalised, with improving asset quality and robust credit growth of ~14–16%, led by retail, MSME, and infrastructure segments.

Structural drivers including financialisation of savings, increasing digital adoption, and ongoing formalisation of the economy continue to strengthen the medium-term outlook. With GDP growth expected to remain in the range of 6.5–6.8%, India remains well-positioned for sustained expansion, providing a strong foundation for long-term growth in the financial services sector.

Industry Structure and Developments

The Indian financial services sector continues to demonstrate resilience, supported by strong macroeconomic fundamentals, improving credit demand, and ongoing financialization of savings. However, the operating environment for Non-Banking Financial Companies (NBFCs) and Core Investment Companies (CICs) is evolving, with a clear shift towards prudence, regulatory alignment, and sustainable growth.

After a period of strong post-pandemic expansion, credit growth across NBFCs has moderated to a more sustainable trajectory. This reflects a combination of regulatory measures, tighter liquidity conditions, and a conscious industry-wide pivot towards strengthening underwriting standards and balance sheet resilience. As a result, the sector is witnessing improved portfolio quality, albeit with some lagged stress in legacy wholesale exposures. The regulatory framework for NBFCs and CICs continues to evolve, with increased focus on governance, capital adequacy, and transparency. Measures aimed at moderating growth in select segments such as unsecured lending, alongside enhanced scrutiny of group structures and related-party exposures, are expected to reinforce systemic stability. For CICs, this translates into greater emphasis on capital allocation discipline, simplification of structures, and improved disclosure standards.

The industry continues to pivot towards retail and MSME lending, driven by the need for diversification and lower concentration risk. This transition is supported by increasing digital adoption, data-led underwriting, and partnerships such as co-lending arrangements with banks. These models are expected to improve risk-adjusted returns and capital efficiency over the medium term. There is a structural shift towards scaling capital-light businesses such as asset management, insurance, and wealth management. These segments offer annuity-like income streams, lower capital intensity, and higher return on equity, thereby contributing to improved valuation multiples for diversified financial services groups.

Over the medium term, the sector is expected to transition into a phase of calibrated growth, underpinned by stronger balance sheets, disciplined capital allocation, and diversified revenue streams. While near-term headwinds such as elevated funding costs and regulatory tightening may persist, well-capitalized and diversified players are expected to be better positioned to capitalize on emerging opportunities.

Overall, the industry is moving towards a more sustainable and resilient operating model, with a clear emphasis on quality of growth, governance, and long-term value creation.

EDEL FINANCE COMPANY LIMITED OVERVIEW

Edel Finance Company Limited (EFCL) is a wholly owned subsidiary of Edelweiss Financial Services Limited. It is a non-banking financial institution (Core Investment Company) registered with the Reserve Bank of India. EFCL is primarily engaged in the business of investing in securities of the Group Companies and lending money to them.

EFCL has obtained a certificate of registration dated June 28, 2004 bearing registration no. B-13.01771 issued by The Reserve Bank of India under section 45IA of the Reserve Bank of India Act, 1934, to commence/carry on the business of non-banking financial institution without accepting public deposits subject to the conditions given in the certificate of registration.

The Company was granted the registration as Core Investment Company (NBFC-CIC-ND-SI) on October 9, 2018 subject to the conditions given in the certificate of registration by the Reserve Bank of India.

FY26 Performance Highlights

Total Revenue: Rs. 9,780.9 million (Rs. 6,867 million for FY25),

Total Expenses: Rs. 6,771.5 million (Rs. 6,822.2 million in FY25)

Profit/Loss after Tax: Profit of Rs. 2,236.1 million (Loss of Rs. 32.4 million for FY25)

Networth: Rs. 30,232.8 million (Rs. 25,996.6 million at the end of FY25)

Balance Sheet Gearing

EFCL has a total net worth of Rs. 30,232.8 million as at the end of FY26 compared to Rs. 25,996.6 million as at the end of FY25. Amount of debt on the Balance Sheet as on March 31, 2026 was Rs. 61,466.2 million (Rs. 51,429.3 million as on March 31, 2025). The gross Balance Sheet size at the end of FY26 was Rs. 92,244 million compared to Rs. 78,497.8 million at the end of FY25.

Capital Adequacy Ratio

As per the Non-Banking Financial Companies Prudential Norms stipulated by Reserve Bank, all NBFCs–ND–SI are required to maintain a minimum Capital to Risk-weighted Assets Ratio ("CRAR") of 30%. EFCL's CRAR as on March 31, 2026 was 32.93% as compared to total CRAR of 31.64% as on March 31, 2025.

ANALYSIS OF SIGNIFICANT CHANGES IN FINANCIAL RATIOS

As per the recent amendments to the SEBI (Listing Obligations and Disclosure Requirements) Regulations, 2015 (LODR), below is the additional information in respect of financial parameters that are applicable to our Company:

Details of significant changes (i.e. change of 25% or more as compared to the immediately previous financial year) in key financial ratios, along with detailed explanations therefor, including:

a. Debt Equity Ratio was 2.03 times at the end of FY26 compared to 1.98 times at the end of FY25.

b. Profit before Tax Margin was 30.8% at end of FY26 as compared to 0.7% at the end of FY25.

c. Net Profit Margin was 22.9% at the end of FY26 compared to (0.5)% at the end of FY25.

d. Return on Average Equity for FY26 is 8% compared to (0.12)% for FY25.

Other parameters, namely Debtors Turnover, Inventory Turnover, Interest Coverage Ratio and Current Ratio, are not applicable to our Company.

Outlook

The outlook for India's financial services sector in FY27 remains constructive, supported by sustained economic growth, rising financialisation of savings, and increasing demand for credit, investment, and protection solutions. In this environment, Edelweiss is well positioned to benefit from these structural tailwinds through its diversified platform spanning credit, asset management, alternatives, and insurance. The Group's focus on specialised capabilities, disciplined risk management, and strong institutional partnerships provides a robust foundation to capture emerging opportunities and drive sustainable growth. With established platforms across multiple financial segments and a prudent approach to capital allocation, Edelweiss remains well placed to scale its businesses in high-growth areas while strengthening resilience across the Group.

Opportunities

The financial services industry in FY27 will likely be shaped by the interaction between structural growth drivers—financialisation, digitalisation, and rising credit penetration—and cyclical risks related to asset quality, funding conditions, and regulatory oversight.

The financial services industry is well-positioned to benefit from multiple structural growth drivers. India's ongoing infrastructure and capital expenditure cycle, supported by strong public investment and improving private sector participation, is expected to drive demand for project finance, structured credit, and private capital solutions.

Rising affluence and wealth creation are expanding the addressable market for wealth management, asset management, and advisory-led offerings. This is complemented by the continued financialisation of household savings, as investors increasingly shift from physical to financial assets, supporting long-term growth in investment, insurance, and retirement products.

Digital transformation remains a key enabler, with increasing adoption across distribution, underwriting, and servicing driving efficiency gains, improved customer experience, and scalable business models. Additionally, data-driven underwriting and partnerships such as co-lending are enhancing credit access and capital efficiency across the ecosystem.

Threats

The industry continues to face a range of cyclical and structural risks. Global macroeconomic uncertainty, including interest rate movements, geopolitical tensions, and commodity price volatility, may lead to financial market disruptions, impacting capital flows, liquidity, and funding conditions.

Technological disruption from fintech players is intensifying competition, requiring continuous investment in digital capabilities to remain competitive. Institutions that lag in adopting data-driven models and digital platforms may face challenges in customer acquisition, risk management, and operational efficiency.
Regulatory oversight is also increasing, with a sharper focus on governance, consumer protection, leverage, and capital adequacy. While these measures strengthen systemic resilience, they also raise compliance requirements and may constrain growth in certain segments.
Additionally, asset quality and funding costs remain key monitorables, particularly in a moderating credit environment. Financial institutions will need to balance growth with prudent risk management to navigate an increasingly disciplined operating landscape.

Governance

Across all our businesses, our core commitment to governance guides everything we do. This goes beyond just following regulations; it's about upholding ethics and values. For us, good governance embodies trust, legitimacy, accountability, competence, and respect for the law. We believe these are essential for building a transparent, genuine, and fair culture – all crucial for our organisation's success.

Our Board plays a vital role in ensuring these high governance standards permeate every organisational level. Their unwavering focus on ethical behaviour, integrity, transparency, and fairness has established a robust framework for conduct, behaviour, and process oversight. To ensure good governance takes root throughout the organisation, we have established clear rules for individual and entity-level behaviour and conduct. These cover crucial areas like conflict of interest, insider trading, and handling sensitive information. We're also leveraging technology to enhance our practices and ensure smooth operation, even in a work-from-home environment, allowing us to maintain the highest compliance standards.

Ultimately, our commitment to good governance reflects our unwavering dedication to our stakeholders – customers, employees, shareholders, and the communities we serve. By upholding these values, we build trust, maintain legitimacy, and hold ourselves accountable to the highest standards of excellence in all aspects of our work.

Risk Management

Risk management is a foundational pillar for the success and sustainability of any financial services firm. It plays a critical role in identifying, assessing, and mitigating potential threats that could impact the firm's financial stability, operational continuity, and reputational standing. In a sector defined by regulatory complexity, and increasing competition, risk management is not merely a safeguard — it is a strategic necessity.

At the Company, risk management is embedded across all business verticals and is integral to both strategic and operational decision-making. As a Core Investment Company registered with the Reserve Bank of India, the Company operates within a well-defined risk governance framework that is aligned with regulatory requirements and industry best practices. The Company adheres to a comprehensive Risk Framework provided in its Internal Capital Adequacy Assessment Policy (ICAAP) which provides structured oversight and continuous evaluation of critical risk areas. This framework enables early identification, active mitigation, and ongoing management of credit, operational, liquidity, interest rate , strategic, technology, compliance, and reputational risks.

The Board of Directors, supported by the Risk Management Committee, provides oversight and strategic direction, while management ensures that appropriate policies, internal controls and reporting mechanisms are in place and periodically reviewed.

The Company continues to strengthen its risk culture through prudent investment practices, ongoing monitoring of the performance and financial health of investee entities, and adherence to applicable regulatory prescriptions, thereby ensuring resilience and preparedness in a dynamic economic and regulatory environment.

Internal Control Systems and their Adequacy

Internal Financial Controls

The internal controls at Edelweiss are well-established and robust which are commensurate with the nature of its businesses, size & scale and complexity of its operations to ensure orderly and efficient conduct of business. These controls have been designed to ensure assurance with regards to maintaining proper accounting controls, substantiation of financial statements and adherence to Ind AS requirements, safeguarding of resources, prevention and detection of frauds and errors, ensuring operating effectiveness, reliability of financial reporting, compliance with applicable regulations and relevant matters under the requirements of the Companies Act 2013.

The internal control framework of Edelweiss continues to follow the assurance practices like the COSO framework, assurance on process efficiency and reliability of internal controls being aligned to risks identified in Risk Control Self-Assessment (RCSA), etc. to strengthen the overall system.

Independent Audit and Assurance

The internal auditors of Edelweiss follow standards on internal audit, along with guidelines issued by the regulators and ensure compliance with section 138 of the Companies Act 2013, read with Rule 13 of the Companies (Accounts) Rules, 2014, as amended and notified from time to time. The Internal Audit function operates under the supervision of the Audit Committee of the Board.

The internal audits are carried out by external professionals who provide independent view and assurance by assessing the adequacy and effectiveness of internal controls, compliance to internal and external guidelines, and risk management practices across the Group.

Technology

Over the past year, the Company has made significant progress through its focus on innovation, operational excellence, and strategic growth, driving enhanced efficiency, business transformation, and a culture of continuous improvement. Leveraging an outsourced technology delivery model, the Technology function successfully enabled key business outcomes through the implementation of a robust financial reporting and consolidation platform, the adoption of Generative AI tools to improve productivity and reduce manual effort, and the deployment of cloud-based AI/ML services to enhance process efficiency and scalability. The function also promoted AI/ML awareness through targeted training initiatives, fostering greater adoption of emerging technologies across the organisation. In addition, strengthened cyber security and data privacy measures further safeguarded digital assets and sensitive information. Through effective governance, strong partner management, and a continued focus on innovation, the Technology function has supported the Company's resilience, operational excellence, and sustainable growth.

Human Resources

Human capital remains a key enabler of the Company's long-term growth and operational resilience. The Company continues to invest in developing, and retaining talent through a strong focus on capability building, leadership development, employee engagement, and performance management. Its people strategy is supported by an inclusive and collaborative work environment, flexible work practices, and a robust framework for diversity, equity, and inclusion. Employee well-being remains a priority, with initiatives focused on physical, mental, and emotional health, complemented by comprehensive wellness and support programs. The Company also continues to strengthen organisational capabilities through continuous learning, reskilling, and succession planning initiatives, helping build a future-ready workforce. By fostering a culture of accountability, innovation, and collaboration, the Company seeks to enhance productivity, improve employee engagement, and support the achievement of its strategic objectives.

Cautionary Statement

Cautionary Statement Statements made in this Annual Report may contain certain words or phrases that are forward-looking statements, which are tentative, based on current expectations of the management of Edelweiss Financial Services Limited or any of its subsidiaries and associates ("Edelweiss"). Actual results may vary from such statements contained in this report due to various risks and uncertainties. These risks and uncertainties include the effect of economic and political conditions in India and outside India, volatility in interest rates and in the securities market, new regulations and Government policies that may impact the businesses of Edelweiss as well as the ability to implement its strategy.

The information contained herein is as of the date referenced and Edelweiss does not undertake any obligation to update these statements. Edelweiss has obtained all market or industry data and other information from sources believed to be reliable or through its internal estimates unless otherwise stated, although its accuracy or completeness cannot be guaranteed. Some part of the report relating to business-wise financial performance, balance sheet, asset books of Edelweiss and industry data herein is reclassified/regrouped based on Management estimates and may not directly correspond to published data. The numbers have also been rounded off or approximated in the interest of easier understanding. Prior period or other figures have been regrouped/reclassified/re-casted wherever necessary. FY18, FY19, FY20, FY21, FY22, FY23, FY24, FY25 and FY26 numbers are as per IndAS whereas the rest are as per IGAAP. All information in this presentation has been prepared solely by the company and has not been independently verified by anyone else.

CORPORATE GOVERNANCE REPORT

Company's Philosophy on Corporate Governance

The Company is a wholly owned subsidiary of Edelweiss Financial Services Limited and part of Edelweiss Group. At Edelweiss, we strongly uphold good governance practices to promote fairness, transparency, accountability and integrity. In line with this philosophy, Guiding Principles have been articulated and forms an integral part of the Company's corporate governance practices. Processes have been designed to run the businesses responsibly and harmonize diversified interests of various stakeholders thereby enhancing the stakeholders value.

Board of Directors

Composition, Meeting and Attendance

The Board of Directors (the Board) of the Company comprises of Executive and Non-executive Directors and the composition is in conformity with the applicable Regulations.

The annual calendar of the Board Meetings is agreed upon at the beginning of the year. The agenda for the Board Meetings is circulated in advance and is backed by comprehensive background information to enable the Board to take informed decisions. During the financial year ended March 31, 2026, the Board met 8 times i.e. on: May 9, 2025, June 17, 2025, August 6, 2025, August 29, 2025, September 29, 2025, November 10, 2025, December 26, 2025 and February 9, 2026. The Meetings of the Board and Committees were conducted physically and also through electronic platform - Audio-videoconferencing. Adequate facilities were provided to the Directors and invitees for active participation at the Meetings.

The names and categories of the Directors on the Board, their attendance at the Board Meetings held during the financial year 2025-26 and at the last Annual General Meeting (AGM), the number of directorships and committee positions held by them in other public limited companies and the name of the other listed entities where he/she is a Director and category of directorships as on March 31, 2026, are as under:

Name and DIN of the Directors	Category	No. of Board Meetings Attended	Attendance at the last AGM held on September 30, 2025	No. of directorships in Public Limited Companies[$]	Name of other Listed entities where person is Director - Category of Directorship	Committee Position*	
						Member	Chairman
Ms. Vidya Shah (DIN: 00274831)	Executive, Non-Independent	6	No	3	Independent Director - Vardhman Special Steels Limited	3	1
Ms. Ananya Suneja (DIN: 07297081)	Executive, Non-Independent	8	Yes	4	-	-	-

Name and DIN of the Directors	Category	No. of Board Meetings Attended	Attendance at the last AGM held on September 30, 2025	No. of directorships in Public Limited Companies$	Name of other Listed entities where person is Director - Category of Directorship	Committee Position*	
						Member	Chairman
Ms. Priyadeep Chopra (DIN: 00079353)	Non- Executive, Non-Independent	5	Yes	5	-	4	1
Mr. Sunil Phatarphekar (DIN: 00005164)	Independent	8	No	3	-	6	3
Mr. H. S. Upendra Kamath (DIN: 02648119)#	Independent	3	NA	7	-	7	2
Mr. Bharat Bakshi (DIN: 07648220)^	Independent	1	NA	5	-	3	1
Dr. Vinod Juneja (DIN: 00044311)@	Independent	5	No	-	-	-	-
Mr. Atul Ambavat (DIN: 00195875)@	Independent	5	Yes	-	-	-	-

$ Only Directorships of public limited companies incorporated in India have been considered and excludes private limited companies, section 8 companies and foreign companies.

**Only Audit Committee and Stakeholders' Relationship Committee, in other public limited companies, have been considered for the Committee position.*

 # Appointed as an Independent Director of the Company w.e.f. September 29, 2025

^ Appointed as an Independent Director of the Company w.e.f. December 26, 2025

@ Ceased to be the Independent Directors on completion of second term as the Independent Directors of the Company at the 36th AGM of the Company held on September 30, 2025.

None of the Directors hold office in more than 10 public companies as prescribed under the Companies Act, 2013 (the Act). No Director holds Directorships in more than 7 listed companies. Further, none of the Non-executive Directors serve as Independent Director in more than 7 listed companies as required under the Listing Regulations. None of the Directors on the Board is a member of more than 10 Committees and Chairperson of more than 5 Committees, across all public limited companies in which he/she is a Director. Independent Directors are Non-executive Directors as defined under the Securities and Exchange Board of India (Listing Obligations and Disclosure Requirements) Regulations, 2015 (Listing Regulations) and the Act along with Rules framed thereunder. In terms of Listing Regulations, the Independent Directors have confirmed that they are not aware of any circumstance or situation which exists or may be reasonably anticipated that could impair or impact their ability to discharge their duties.

Ms. Vidya Shah is one of the promoters of Edelweiss Financial Services Limited (EFSL), the Holding Company of the Company. Ms. Ananya Suneja is Key Managerial Personnel of EFSL and draws remuneration from EFSL.

Based on the declarations received from the Independent Directors, the Board has confirmed that they meet the criteria of independence as prescribed under the Listing Regulations and that they are independent of the Management. Further, the Independent Directors have, in terms of Section 150 of the Act read with the Rules framed thereunder, confirmed that they have enrolled themselves in the Independent Directors' Databank maintained with the Indian Institute of Corporate Affairs. In the opinion of the Board, the Independent Directors are persons of integrity and possess relevant expertise, experience and proficiency.

All the Directors of the Company have confirmed that they are not disqualified for appointment as Directors pursuant to Section 164 of the Act.

M/s. BNP & Associates, Company Secretaries, the Secretarial Auditors, have issued a certificate certifying that none of the Directors on the Board of the Company have been debarred or disqualified from being appointed or continuing as Directors of Companies by the Securities & Exchange Board of India (SEBI), the Ministry of Corporate Affairs and any such statutory authority.

Board skills/expertise/competence matrix

The Board have identified the following parameters with respect to the skill/expertise/ competence that are available with the Board in the context of the business and sector for it to function effectively:

Directors	**Industry Knowledge / Experience**			**Technical Skills/ Experience**						**Behavioural Competencies**	
	Financial and Capital Markets	**Understanding of laws and regulations**	**International Experience**	**Accounting and Finance**	**Risk Management**	**Strategic Management**	**Legal and Compliance**	**Information Technology**	**Governance**	**Leadership and Mentoring Skills**	**Interpersonal Relations**
Ms. Vidya Shah	*	*	*	*	*	*	*	*	*	*	*
Ms. Ananya Suneja	*	*	*	*	*	*	*	*	*	*	*
Ms. Priyadeep Chopra	*	*	*	*	*	*	*	*	*	*	*
Mr. Sunil Phatarphekar	*	*	*	*	*	*	*	*	*	*	*
Mr. H. S. Upendra Kamath	*	*	*	*	*	*	*	*	*	*	*
Mr. Bharat Bakshi	*	*	-	*	*	*	*	-	*	*	*

Committees of the Board:

A) Audit Committee

Meetings held:

During the financial year ended March 31, 2026, the Committee met 5 times on May 9, 2025, August 6, 2025, September 29, 2025, November 10, 2025 and February 9, 2026.

The composition as on March 31, 2026 and attendance of the Members at the Committee Meetings during the financial year ended March 31, 2026 was as under:-

Name of the Members	No. of Meetings Attended
Mr. Sunil Phatarphekar – Chairman	5
Mr. H.S. Upendra Kamath#	2
Ms. Priyadeep Chopra#	1
Dr. Vinod Juneja@	3
Mr. Atul Ambavat@	3

#*Appointed as the Members of the Committee w.e.f. September 29, 2025*
@ Ceased to be the Members of the Committee w.e.f. September 29, 2025.

All the Members of the Committee have financial management expertise. The constitution and terms of reference of the Committee are in compliance with the requirements of the Act and the Listing Regulations.

Brief description of the terms of reference of the Audit Committee *inter alia* includes:

1) Oversight of the company's financial reporting process and the disclosure of its financial information to ensure that the financial statement is correct, sufficient and credible

2) Recommendation for appointment, remuneration and terms of appointment of auditors of the Company

3) Approval of payment to statutory auditors for any other services rendered by the statutory auditors

4) Reviewing, with the management, the annual financial statements and auditor's report thereon before submission to the board for approval, with particular reference to:

    a. Matters required to be included in the Director's Responsibility Statement to be included in the Board's report in terms of clause (c) of sub-Section 3 of Section 134 of the Companies Act, 2013

    b. Changes, if any, in accounting policies and practices and reasons for the same

    c. Major accounting entries involving estimates based on the exercise of judgment by management

    d. Significant adjustments made in the financial statements arising out of audit findings

e. Compliance with listing and other legal requirements relating to financial statements

f. Disclosure of any related party transactions

g. Qualifications in the draft audit report.

5) Reviewing, with the management, the quarterly financial statements before submission to the board for approval

6) Evaluation of internal financial controls and risk management systems

7) Reviewing, with the management, performance of statutory and internal auditors, adequacy of the internal control systems

8) Discussion with internal auditors of any significant findings and follow up thereon

9) Discussion with statutory auditors before the audit commences, about the nature and scope of audit as well as post-audit discussion to ascertain any area of concern

10) To review the functioning of the Whistle Blower/Vigil Mechanism

11) Carrying out any other function as is mentioned in the terms of reference of the Audit Committee.

The Auditors, Internal Auditors and the Chief Financial Officer are invited to attend the Meetings of the Committee. The Company Secretary acts as the Secretary to the Committee.

B) Nomination and Remuneration Committee

Meetings held:

During the financial year ended March 31, 2026, the Committee met 5 times on May 9, 2025, June 17, 2025, August 6, 2025, September 29, 2025 and December 26, 2025.

The composition as on March 31, 2026 and attendance of the Members at the Committee Meetings during the financial year ended March 31, 2026 was as under:-

Name of the Members	No. of Meetings Attended
Ms. Priyadeep Chopra	3
Mr. H.S. Upendra Kamath#	1
Mr. Sunil Phatarphekar#	1
Dr. Vinod Juneja @	4
Mr. Atul Ambavat@	4

#*Appointed as the Members of the Committee w.e.f. September 29, 2025*
@ Ceased to be the Members of the Committee w.e.f. September 29, 2025.

Brief description of the terms of reference of the Nomination & Remuneration Committee *inter alia* includes:

1) identify the persons who can become directors

2) to ensure 'fit and proper' status and credentials of proposed/existing directors

3) formulate the criteria for determining the qualifications, positive attributes etc. and independence of a director

4) recommend to the Board a policy relating to the remuneration for the directors, key managerial personnel, for the approval of the Board.

The Company has formulated a Remuneration Policy which is annexed to the Board's Report.

Board Evaluation

During the year, in accordance with the Board Evaluation Policy and the Guidance Note on Board Evaluation issued by SEBI, an annual evaluation of its own performance and that of the Committees and Directors pursuant to the provisions of the Act and the Listing Regulations was carried out by the Board on various parameters which *inter alia* included composition, diversity, effectiveness, quality of discussion, contribution at the Meetings, business acumen, strategic thinking, time commitment, relationship with the stakeholders, corporate governance practices, contribution of the Committees etc.

A separate Meeting of the Independent Directors was held wherein the performance of the Non-Independent Directors, performance of the Board as a whole (including the Committees) in terms of the provisions of the Act, the Listing Regulations and the Guidance Note issued by SEBI in this regard, was discussed.

Familiarization Programme

The Independent Directors are familiarized with their roles, rights, responsibilities etc. in relation to the nature of the financial services sector and the business model of the Company. The details are available on the website of the Company at: www.edelfinance.edelweissfin.com.

Remuneration to the Directors

The Company pays sitting fees of Rs. 50,000 per Meeting to the Independent Directors for attending the Meetings of the Board and the Committees thereof.

The details of the remuneration paid to the Directors during the financial year ended March 31, 2026, are as under:

(Rs. in million)

Name of the Director	Remuneration (including bonus)	Perquisites	Sitting Fees	Commission	Total
Ms. Vidya Shah	2.22	0.03	-	-	2.26
Mr. Sunil Phatarphekar	-	-	0.95	-	0.95
Ms. Ananya Suneja	-	-	-	-	-
Ms. Priyadeep Chopra	-	-	-	-	-
Mr. H. S. Upendra Kamath#	-	-	0.45	-	0.45
Mr. Bharat Bakshi^	-	-	0.05	-	0.05
Dr. Vinod Juneja@	-	-	0.85	-	0.85
Mr. Atul Ambavat@	-	-	0.90	-	0.90

#*Appointed as an Independent Director of the Company w.e.f. September 29, 2025*

^ *Appointed as an Independent Director of the Company w.e.f. December 26, 2025*

@ Ceased to be the Independent Directors on completion of second term as the Independent Directors of the Company at the 36th AGM of the Company held on September 30, 2025.

None of the Directors hold shares in the Company.

Service contract of the Executive Directors is as approved by the Members and the notice period is as per the Rules of the Company. Severance fees – Not applicable.

During the financial year ended March 31, 2026, some of the Key Managerial Personnel (KMPs) of the Company were also the KMPs of the holding Company and drew remuneration from them.

C) Stakeholders' Relationship Committee

The composition of the Committee as on March 31, 2026 and attendance of the Members at the Committee Meeting held during the financial year ended March 31, 2026, was as under:-

Name of the Member	No. of Meetings Attended
Mr. Sunil Phatarphekar	1
Mr. H. S. Upendra Kamath#	NA
Ms. Priyadeep Chopra#	NA
Mr. Atul Ambavat@	1
Ms. Vidya Shah@	1

#*Appointed as the Members of the Committee w.e.f. September 29, 2025*

@ Ceased to be the Members of the Committee w.e.f. September 29, 2025.

During the financial year ended March 31, 2026, the Committee met on May 9, 2025.

Mr. Tarun Khurana is the Company Secretary & Compliance Officer of the Company.

Mr. Atul Ambavat, the then Chairman of the Committee was present at the last AGM of the Company held on September 30, 2025.

Brief description of the terms of reference of the Stakeholders' Relationship Committee *inter alia* includes:

1) Resolving the grievances of the security holders of the listed entity including complaints related to transfer/transmission of shares, non-receipt of annual report, non-receipt of declared dividends, issue of new/duplicate certificates, general meetings etc.

2) Review of measures taken for effective exercise of voting rights by shareholders

3) Review of adherence to the service standards adopted by the listed entity in respect of various services being rendered by the Registrar & Share Transfer Agent

4) Review of the various measures and initiatives taken by the listed entity for reducing the quantum of unclaimed dividends and ensuring timely receipt of dividend warrants/annual reports/statutory notices by the shareholders of the Company.

Mr. Tarun Khurana is the Company Secretary & Compliance Officer. Mr. Khurana also acts as the Company Secretary for all the Committees constituted by the Board.

Based on the reports received from the Registrar & Transfer Agents during the financial year ended March 31, 2026, the Company did not receive any requests/complaints during the financial year ended March 31, 2026. As on March 31, 2026, there were no outstanding requests/complaints.

D) Group Risk Management Committee

During the financial year ended March 31, 2026, the Committee met 5 times on May 9, 2025, June 17, 2025, August 6, 2025, November 10, 2025 and February 9, 2026.

The composition as on March 31, 2026 and attendance of the Members at the Committee Meetings held during the financial year ended March 31, 2026, was as under:-

Name of the Member	No. of Meetings Attended
Ms. Ananya Suneja – Executive Director	4
Ms. Priyadeep Chopra – Non-executive Director	3
Ms. Christina D'souza#	2
Mr. Tarun Khurana – Company Secretary*	3
Mr. Vyapak Shrivastava – Chief Financial Officer$	2
Mr. H. S. Upendra Kamath – Independent Director$	2
Mr. Sunil Phatarphekar – Independent Director$	2
Dr. Vinod Juneja - Independent Director@	3
Mr. Atul Ambavat - Independent Director@	3

Ceased to be a Member of the Committee w.e.f. June 17, 2025
* *Appointed as a Member of the Committee w.e.f. June 17, 2025*
$*Appointed as the Members of the Committee w.e.f. September 29, 2025*
@ Ceased to be the Members of the Committee w.e.f. September 29, 2025.

Brief description of the terms of reference of the Group Risk Management Committee *inter alia* include:

1) Analyze the material risks to which the group, its businesses and subsidiaries are exposed. It must discuss all risk strategies both at an aggregated level and by type of risk and make recommendations to the Board in accordance with the group's overall risk appetite

2) Identify potential intra group conflicts of interest

3) Assess whether there are effective systems in place to facilitate exchange of information for effective risk oversight of the group

4) Assess whether the corporate governance framework addresses risk management across the group

5) Carry out periodic independent formal review of the group structure and internal controls

6) Articulate the leverage of the Group and monitor the same

7) evaluation of the liquidity risk of the Company and the Group.

The Group Risk Management Committee has framed and implemented a Risk Management Framework and Strategy. The Company did not have any exposure in commodity price and hedging activities during the financial year ended March 31, 2026.

E) Asset Liability Management Committee

During the financial year ended March 31, 2026, the Committee met 4 times on May 9, 2025, August 6, 2025, November 10, 2025 and February 9, 2026.

The composition of the Committee as on March 31, 2026 and attendance of the Members at the Committee Meeting held during the financial year ended March 31, 2026, was as under:-

Name of the Members	No. of Meetings Attended
Ms. Ananya Suneja – Executive Director	4
Mr. Tarun Khurana – Company Secretary*	3
Mr. Vyapak Shrivastava - Chief Financial Officer$	2
Ms. Christina D'souza#	1
Dr. Vinod Juneja - Independent Director@	2

**Appointed as a Member of the Committee w.e.f. June 17, 2025*
#*Ceased to be a Member of the Committee w.e.f. June 17, 2025*
$ *Appointed as the Member of the Committee w.e.f. September 29, 2025*
@ Ceased to be a Member of the Committee w.e.f. September 29, 2025

Brief description of the terms of reference of the Asset Liability Management Committee *inter alia* includes:

1) Monitoring the asset liability gap

2) Strategizing action to mitigate risk associated with the asset liability gap

3) Developing risk policies and procedures and verifying adherence to various risk parameters and prudential limits

4) Reviewing the risk monitoring system

5) Ensure that credit exposure to any one group does not exceed the internally set limits as well as statutory limit(s) by RBI.

F) IT Strategy Committee

During the financial ended March 31, 2026, the Committee was constituted by the Board. The Committee met on February 9, 2026.

The composition of the Committee as on March 31, 2026 and attendance of the Members at the Committee Meeting held during the financial year ended March 31, 2026, was as under:-

Name of the Members	No. of Meetings Attended
Mr. Sunil Phatarphekar – Independent Director	1
Ms. Ananya Suneja – Executive Director	-
Ms. Priyadeep Chopra – Non-executive Director	1
Mr. H.S. Upendra Kamath – Independent Director	1

Brief description of the terms of reference of the IT Strategy Committee *inter alia* includes:

1) Ensure that the Company has put an effective IT strategic planning process in place

2) Guide in preparation of IT Strategy and ensure that the IT Strategy aligns with the overall strategy of the Company towards accomplishment of its business objectives

3) Satisfy that the IT Governance and Information Security Governance structure fosters accountability, is effective and efficient, has adequate skilled resources, well defined objectives and unambiguous responsibilities for each level in the organisation

4) Ensure that the Company has put in place processes for assessing and managing IT and cybersecurity risks

5) ensure that the budgetary allocations for the IT function (including for IT security), cyber security are commensurate with the Company's IT maturity, digital depth, threat environment and industry standards and are utilised in a manner intended for meeting the stated objectives

6) review, at least on annual basis, the adequacy and effectiveness of the Business Continuity Planning and Disaster Recovery Management of the Company.

G) IT Steering Committee

During the financial ended March 31, 2026, the Committee was constituted by the Board. The Committee met on February 9, 2026.

The composition of the Committee as on March 31, 2026 and attendance of the Members at the Committee Meeting held during the financial year ended March 31, 2026, was as under:-

Name of the Members	No. of Meetings Attended
Ms. Ananya Suneja – Executive Director	1
Mr. Vyapak Shrivastava - Chief Financial Officer	1
Mr. Tarun Khurana – Company Secretary	1

Brief description of the terms of reference of the IT Steering Committee *inter alia* includes:

1) Assist the IT Strategy Committee in strategic IT planning, oversight of IT performance, and aligning IT activities with business needs

2) Oversee the processes put in place for business continuity and disaster recovery

3) Ensure implementation of a robust IT architecture meeting statutory and regulatory compliance.

General Body Meetings

The details regarding the date, time and number of Special Resolutions passed at the last three Annual General Meetings, are as under:

Financial Year	Date of the AGM	Time	Venue	No. of Special Resolutions Passed
2024-2025	September 30, 2025	4.00 p.m.	Edelweiss House, Off C.S.T. Road, Kalina, Mumbai - 400 098.	1
2023-2024	September 30, 2024	3.00 p.m.	Edelweiss House, Off C.S.T. Road, Kalina, Mumbai - 400 098.	1
2022-2023	September 30, 2023	4.00 p.m.	Edelweiss House, Off C.S.T. Road, Kalina, Mumbai - 400 098.	1

There were no Resolutions passed through Postal Ballot during the financial year ended March 31, 2026.

The Resolution, if any, to be passed through Postal Ballot during the current financial year will be taken up as and when necessary, in the manner provided in the Act and the Listing Regulations.

Means of Communication

The financial results are submitted to BSE Limited, where the Non-convertible Debentures are listed and also uploaded on the website of the Company at www.edelfinance.edelweissfin.com. The financial results are generally published in Free Press Journal (English) and Nav Shakti (Marathi).

I. General Shareholder Information

i.	AGM: Date, time and venue/ mode	Wednesday, September 30, 2026 at 4:00 p.m. at the Registered Office of the Company at Edelweiss House, Off CST Road, Kalina, Mumbai – 400 098.
ii.	Financial Year:	April 1, 2025 to March 31, 2026
iii.	Book Closure dates:	Not Applicable
iv.	Dividend payment date:	Not Applicable

II. Listing of Securities on Stock Exchanges:

The equity shares of the Company are not listed on the stock exchanges.

Non-convertible Debentures and Commercial papers

During the financial year ended March 31, 2026, the Company has raised funds by issue of Non-convertible Debentures (NCDs) on private placement. Some of the NCDs are listed on BSE Limited (BSE).

The Company has paid the listing fees for the financial year ending March 31, 2027 to BSE.

Debenture Trustee:

The details of the Debenture Trustees

SBICAP Trustee Company Limited Mistry Bhavan, 4th Floor, 122 Dinshaw Wachha Road, Churchgate, Mumbai – 400 020 Tel: +91 22 - 43025555 Email: **corporate@sbicaptrustee.com/dt@sbicaptrustee.com** **Website: www.sbicaptrustee.com**	**Beacon Trusteeship Limited** 5W, 5th Floor, Metropolitan Building E Block, Bandra Kurla Complex (BKC), Bandra (East), Mumbai 400 051. Tel: 022-4606 0278. Email: compliance@beacontrustee.co.in Website: http://beacontrustee.co.in/	**Catalyst Trusteeship Limited** Unit No. 901, 9th Floor, Tower - B, Peninsula Business Park, Senapati Bapat Marg, Lower Parel West), Mumbai – 400 013. Tel.: +91 22 4922 0555 Email: dt.mumbai@ctltrustee.com Website: www.catalysttrustee.com

III. Registrar & Transfer Agent:

a. Equity Shares
MUFG Intime India Private Limited
C 101, Embassy, 247 Park,
L.B.S Marg,
Vikhroli (West),
Mumbai - 400 083.
Tel: +91 81081 16767
Fax: +91 22 4918 6060
Email: rnt.helpdesk@in.mpms.mufg.com
Website: https://in.mpms.mufg.com

b. Non-Convertible Debentures

	MUFG Intime India Private Limited	**KFin Technologies Limited**
	C 101, Embassy, 247 Park, L.B.S Marg,	Selenium Tower B, Plot Nos. 31&32,
	Vikhroli (West),	Financial District, Nanakramguda, Serilingampally,
	Mumbai - 400 083	Hyderabad - 500 032
	Tel: +91 22 81081 16767	Tel: +91 40 6716 2222
	Fax: +91 22 4918 6060	Fax: +91 40 6716 1563
	Email: bonds.helpdesk@in.mpms.mufg.com	Email: einward.ris@kfintech.com
	Website: https://in.mpms.mufg.com	Website: www.kfintech.com

IV. Share Transfer System:

Transfer of equity shares in electronic form are effected through the depositories without any involvement of the Company.

V. Distribution of shareholding and shareholding pattern as on March 31, 2026 and Dematerialisation of shares

The Company is a wholly owned subsidiary of Edelweiss Financial Services Limited, which holds 14,59,27,388 Equity Shares of Rs. 100 each representing 100% of the equity share capital of the Company. As on March 31, 2026, the 100% of the share capital of the Company was in demat form.

VI. Outstanding GDRs/ADRs/Warrants or any convertible instruments, conversion date and likely impact on equity:

The Company has not issued GDRs/ADRs/Warrants or any other instrument convertible into equity.

VII. Plant locations – Not Applicable

VIII. Credit ratings: The credit ratings obtained by the Company during the year 2025-26 are as under:-

Rating Agency	Rating	Instruments	Date of revision (if any)	Revised Rating
ACUITE	ACUITE A+	LT-NCD	No revision	-
	ACUITE A1+	Commercial Paper	No revision	-
BWR	BWR A1	Commercial Paper	No revision	-
	BWR A+	LT-NCD		-
CARE	CARE PP-MLD A	LT-PPMLD	No revision	-
	CARE A	LT-NCD	No revision	-
CRISIL	CRISIL PPMLD A+	LT-PPMLD	No revision	-
	CRISIL A1+	Commercial Paper	No revision	-
	CRISIL A+	LT-NCD	No revision	-
	CRISIL PPMLD A1+	ST-PPMLD	No revision	-
ICRA	ICRA A+	LT-NCD	No revision	-
	ICRA PP-MLD A+	LT-PPMLD	No revision	-
INFOMERICS	IVR A1+	Commercial Paper	No revision	-

IX. Other Disclosures

i. In accordance with the provisions of the Listing Regulations, the Company has formulated the Related Party Transactions Policy, which is available on the website of the Company at www.edelfinance.edelweissfin.com

All the Related Party Transactions entered by the Company during the year ended March 31, 2026, were at arm's length and in the ordinary course of business. The Company has not entered into transactions with the Promoters, Directors and Key Managerial Personnel and other related parties, which may have potential conflict of interest with the Company and its subsidiaries at large. The transactions with the related parties have been disclosed in the financial statements.

ii. The financial statements (both standalone and consolidated) have been prepared in accordance with the applicable Accounting Standards.

iii. The Company has a Whistle Blower Policy/Vigil Mechanism to report concerns about unethical behaviour, actual or suspected fraud or violation of our code of conduct and confirms that no personnel have been denied access to the Audit Committee.

iv. Code for Prohibition of Insider Trading in the securities of the Company is available on the website of the Company at www.edelfinance.edelweissfin.com.

v. In accordance with the provisions of the Listing Regulations, the Company has formulated the Policy for determining Material Subsidiaries, which is available on the website of the Company at www.edelfinance.edelweissfin.com.

vi. The details of the material subsidiaries of the Company as required under the Listing Regulations are as under:-

Sr. No.	Name of the Subsidiary	Details of Incorporation		Details of Statutory Auditors as on March 31, 2026	
		Place	Date	Name	Date of appointment
1	Edelweiss Rural & Corporate Services Limited*	Mumbai	October 17, 2006	M/s. Nangia & Co. LLP	September 28, 2023
2	ECL Finance Limited	Mumbai	July 18, 2005	M/s. G. K Choksi & Co.	September 18, 2024
3	Nido Home Finance Limited	Mumbai	May 30, 2008	M/s. MGB & Co. LLP	June 26, 2024

*At present, the Registered Office is situated in Hyderabad.

vii. There have been no instances where the Board has not accepted recommendations of any Committee of the Board, during the financial year.

viii. The statutory auditors of the Company, M/s. Tambi & Jaipurkar, Chartered Accountants, were paid an amount of Rs. 1.24 million (including certification fees and out of pocket expenses of Rs. 0.04 million) for all the services provided by them during the financial year ended March 31, 2026. For further details, please refer Notes to Accounts forming part of the financial statements.

ix. Disclosures in relation to the Sexual Harassment of Women at Workplace (Prevention, Prohibition and Redressal) Act, 2013:

a) Number of complaints filed during the Financial Year: Nil

b) Number of complaints disposed of during the Financial Year: Nil

c) Number of complaints pending as on end of the Financial Year: Nil.

x. The Company has adopted the discretionary requirements as specified in Part E of Schedule II of the Listing Regulations – the financial statements are accompanied with an unmodified audit report.

xi. The disclosures on loans and advances in the nature of loans to firms/companies in which directors are interested are disclosed in the notes to the financial statements.

xii. During the period under review, the Company had not raised any funds through preferential allotment or qualified institutional placement.

X. Disclosure of certain types of agreements binding listed entities

There is no agreement impacting the management and control of the Company or impose any restriction or create any liability upon the Company.

XI. CEO / CFO Certificate

The Executive Director and CFO have certified to the Board, the requirements of the Listing Regulations, with regard to financial statements.

XII. Compliance Certificate

Pursuant to the Listing Regulations, a certificate issued by M/s. BNP & Associates, Company Secretaries, certifying the compliance by the Company with the provisions of the Corporate Governance forms part of this Report.

Address for correspondence:

For any assistance, request or instruction regarding transfer or transmission of securities, dematerialisation of securities, change of address, non-receipt of annual report, dividend warrant and any other query relating to the securities of the Company, the investors may write to:

The Company Secretary **Edel Finance Company Limited** Edelweiss House, Off C.S.T. Road, Kalina, Mumbai – 400 098. Tel: +91 22 4079 5199 Email: cs@edelweissfin.com Website: www.edelfinance.edelweissfin.com	**MUFG Intime India Private Limited** C 101, Embassy, 247 Park, L.B.S Marg, Vikhroli (West), Mumbai - 400 083. Tel: +91 81081 16767 Email: rnt.helpdesk@in.mpms.mufg.com Website: https://in.mpms.mufg.com	**KFin Technologies Limited** Selenium Tower B, Plot Nos. 31&32, Gachibowli, Financial District, Nanakramguda, Hyderabad -500 032 Tel: +91 40 6716 2222 Email: einward.ris@kfintech.com Website: www.kfintech.com

Declaration by the Directors under the SEBI (Listing Obligations & Disclosure Requirements) Regulations, 2015 regarding adherence to the Code of Conduct

In accordance with the SEBI (Listing Obligations & Disclosure Requirements) Regulations, 2015, it is hereby confirmed that for the financial year ended March 31, 2026, the Directors and the Senior Management Personnel of the Company have affirmed compliance with the Code of Conduct.

For and on behalf of the Board
Edel Finance Company Limited

Ananya Suneja
Executive Director
DIN: 07297081

Mumbai, April 28, 2026

BNP
& Associates
Company Secretaries

CERTIFICATE ON COMPLIANCE WITH THE CORPORATE GOVERNANCE REQUIREMENTS UNDER SEBI (LISTING OBLIGATION AND DISCLOSURE REQUIREMENTS) REGULATIONS, 2015

To,
The Members,
Edel Finance Company Limited
Edelweiss House, Off. C.S.T Road,
Kalina, Mumbai City, Mumbai,
Maharashtra, India, 400098

We, BNP & Associates, Practicing Company Secretaries, have examined the compliance of the conditions of Corporate Governance by Edel Finance Company Limited (hereinafter referred to as "the Company") for the financial year ended March 31, 2026, as stipulated under Chapter VA comprising Regulations 62B to 62Q read with Para A, C, D and E of Schedule V of the Securities and Exchange Board of India (Listing Obligations and Disclosure Requirements) Regulations, 2015 ("SEBI Listing Regulations").

We state that completing compliance with the conditions of Corporate Governance is the responsibility of the management of the Company, and our examination is limited to the procedures and implementation thereof, adopted by the Company for ensuring the compliance of the conditions of corporate governance. It is neither an audit nor an expression of opinion on the financial statements of the Company.

In our opinion, and to the best of our information and according to the explanations given to us, we certify that the Company has complied with the conditions of Corporate Governance as specified in the aforesaid provisions of the Listing Regulations.

We further state that the above certification is neither an assurance as to the future viability of the Company nor the efficiency or effectiveness with which the management has conducted the affairs of the Company during the financial year.

This certificate is issued solely for the purpose of complying with the Listing Regulations and may not be suitable for any other purpose.

For BNP & Associates
Company Secretaries
[Firm Regn. No. P2014MH037400]
[PR No.: - 7353/2025]

BNP & Associates ★ MUMBAI ★ Company Secretaries

Sujata Chattopadhyay
Partner
FCS No.: - 8983
COP No.: - 13498
UDIN: F008983H000226112

Date: 28/04/2026
Place: Mumbai

101, 1st Floor, Bholenath Chogle Residency, Babhai Naka, Near Ram Mandir, Borivali (West), Mumbai - 400 092.
E-mail: support@bnpassociates.in • Web: www.bnpassociates.in

Edelweiss
Ideas create, values protect

Edel Finance Company Limited

Corporate Identity Number: U65920MH1989PLC053909

Financial Statements for the year ended March 31, 2026

TAMBI & JAIPURKAR
CHARTERED ACCOUNTANTS
411, Atlanta Estate, Opp. Westin Hotel,
Goregaon (East), Mumbai - 400063
Mob. : 9595119777
Email: info@catnj.com

INDEPENDENT AUDITOR'S REPORT

To the Members of **Edel Finance Company Limited**

Report on the Audit of the Consolidated Financial Statements

Opinion

We have audited the accompanying Consolidated Financial Statements of Edel Finance Company Limited (hereinafter referred to as "the Holding Company"), its subsidiaries (the Holding Company and its subsidiaries together referred to as "the Group") and its associate companies comprising of the Consolidated Balance sheet as at March 31, 2026, the Consolidated Statement of Profit and Loss, including other comprehensive income, the Consolidated Cash Flow Statement and the Consolidated Statement of Changes in Equity for the year then ended, and notes to the Consolidated Financial Statements, including a summary of material accounting policies and other explanatory information (hereinafter referred to as "the Consolidated Financial Statements").

In our opinion and to the best of our information and according to the explanations given to us and based on the consideration of reports of other auditors on Separate Financial Statements and on the other financial information of the subsidiaries and associate companies, the aforesaid Consolidated Financial Statements give the information required by the Companies Act, 2013, as amended ("the Act") in the manner so required and give a true and fair view in conformity with the accounting principles generally accepted in India, of the consolidated state of affairs of the Group and its associates as at March 31, 2026, their Consolidated net loss including other comprehensive loss, their Consolidated Cash Flows and the Consolidated Statement of changes in equity for the year ended on that date.

Basis for Opinion

We conducted our audit of the Consolidated Financial Statements in accordance with the Standards on Auditing (SAs), as specified under section 143(10) of the Act. Our responsibilities under those Standards are further described in the 'Auditor's Responsibilities for the Audit of the Consolidated Financial Statements' section of our report. We are independent of the Group and its associates in accordance with the 'Code of Ethics' issued by the Institute of Chartered Accountants of India together with the ethical requirements that are relevant to our audit of the financial statements under the provisions of the Act and the Rules thereunder, and we have fulfilled our other ethical responsibilities in accordance with these requirements and the Code of Ethics. We believe that the audit evidence we have obtained is sufficient and appropriate to provide a basis for our audit opinion on the Consolidated Financial Statements.

Key Audit Matters

Key audit matters are those matters that, in our professional judgment, were of most significance in our audit of the Consolidated Financial Statements for the financial year ended March 31, 2026. These matters were addressed in the context of our audit of the Consolidated Financial Statements as a whole, and in forming our opinion thereon, and we do not provide a separate opinion on these matters. For each matter below, our description of how our audit addressed the matter is provided in that context.

TAMBI & JAIPURKAR CHARTERED ACCOUNTANTS MUMBAI

We have determined the matters described below to be the key audit matters to be communicated in our report. We have fulfilled the responsibilities described in the Auditor's responsibilities for the audit of the Consolidated Financial Statements section of our report, including in relation to these matters. Accordingly, our audit included the performance of procedures designed to respond to our assessment of the risks of material misstatement of the Consolidated Financial Statements. The results of audit procedures performed by us and by other auditors of components not audited by us, as reported by them in their audit reports furnished to us by the management, including those procedures performed to address the matters below, provide the basis for our audit opinion on the accompanying Consolidated Financial Statements.

Key audit matters	How our audit addressed the key audit matter
Impairment of financial instruments (Expected Credit Losses)	
The Group has investments in various subsidiaries in form of equity shares, compulsorily convertible preference shares and compulsorily convertible debentures. These investments are valued at cost and are required to be assessed for impairment in accordance with Ind AS 36, when any indicators of impairment are observed. In carrying out such impairment assessment, a significant judgement of the management is involved in estimating the investee company's "value in use" in accordance with Ind AS 36. Estimation of the value in use requires the management to apply appropriate assumptions with respect to the growth rates for future cash flow projections of the investee company and discount rates for determining present value of such cash flows. We have considered impairment testing of investments in subsidiaries as a key audit matter in view of the high degree of management's judgement involved in estimation of the recoverable amount of investments in subsidiaries and the inherent uncertainty relating to the assumptions supporting such estimates.	Our audit procedures included considering the appropriateness of the processes laid down by the management for assessment of impairment in the value of investments in subsidiary and other group companies combined with procedures performed as follows: • We have considered management's assessment of impairment wherever considered necessary and assessed whether any impairment indicators existed for investment in individual subsidiary and other group companies. • We traced the net-worth of the individual subsidiary and other group companies from their audited financial statements. • We assessed the disclosures relating to investments in subsidiary and other group companies included in the Standalone financial Statements in accordance with the requirements of Ind AS.

TAMBI & JAIPURKAR
MUMBAI
CHARTERED ACCOUNTANTS

Key audit matters	How our audit addressed the key audit matter
Information Technology ('IT') Systems and Controls for ECL Finance Ltd (Subsidiary) and Edelweiss Rural & Corporate Services Limited (Subsidiary)	
The reliability and security of IT systems play a key role in the business operations and financial accounting and reporting process of the Companies. Since large volumes of transactions are processed daily, the IT controls are required to ensure that applications process data as expected and that changes are made in an appropriate manner. Any gaps in the IT control environment could result in a material misstatement of the financial accounting and reporting records. Therefore, due to the pervasive nature and complexity of the IT environment, the assessment of the general IT controls and the application controls specific to the accounting and preparation of the financial information is considered to be a key audit matter.	The audit procedures those reported in the auditor's report of its subsidiaries, comprised the following: We performed the following procedures for testing IT general controls and for assessing the reliability of electronic data processing, assisted by specialized IT auditors: • The aspects covered in the IT General Control audit were (i) User Access Management (ii) Program Change Management (iii) Other related ITGCs - to understand the design and test the operating effectiveness of such controls; • Assessed the changes that were made to the key systems during the audit period and assessing changes that have impact on financial reporting; • Tested the periodic review of access rights. We inspected requests of changes to systems for appropriate approval and authorization; • Performed tests of controls (including other compensatory controls wherever applicable) on the IT application controls and IT dependent manual controls in the system; • We have relied on SOC-2 type II report along with the bridge letter provided by vendor for oracle fusion to ensure compliance with audit trail; • Tested the design and operating effectiveness of compensating controls, where deficiencies were identified and, where necessary, extended the scope of our substantive audit procedures.
De-recognition of financial assets (Assignment Sale) for NIDO Home Finance Ltd (formerly Edelweiss Housing Finance Limited) (Subsidiary)	
The Company has, during the year ended March 31, 2026, derecognised loans amounting to Rs. 7,452.04 Million and recorded net income of Rs. 616.61 Million in the Statement of Profit and Loss. In accordance with Ind AS 109, de-recognition of financial assets (loans) transferred by the Company through assignment is based on	The audit procedures those reported in the auditor's report of its subsidiaries, comprised the following: • Tested the design and operating effectiveness of key controls related to assignment agreements, significant estimates, judgments, including the discount rate and expected remaining life of the portfolio transferred used by the Company for computation of excess interest

TAMBI & JAIRAJKAR CHARTERED ACCOUNTANTS MUMBAI

Key audit matters	How our audit addressed the key audit matter
the 'risk and reward' model and a 'control' model. In case de-recognition criteria is met, the financial assets assigned are de-recognized and difference between carrying value and consideration including the present value of interest payments that it would not give up (excess interest spread ('EIS') receivable) is recognized as income in the Statement of Profit and Loss for the year. The assessment of derecognition criteria being met involves significant judgements and furthermore the measurement of the related EIS receivable income, servicing asset and liability requires significant estimates to be made with respect to the discount rate, expected portfolio life, prepayment and foreclosures. Given the complexity and the volume of such transactions, the same has been considered a key audit matter.	spread receivable. • Tested the arithmetical accuracy of computation of the excess interest spread receivable, servicing asset and servicing liability. • Assessed the disclosures made in the financial statements with respect to derecognition in accordance with the requirements of Ind AS 109 and Ind AS 107.

We have determined that there are no other key audit matters to communicate in our report.

Emphasis of Matter

The emphasis of matter para reported in the auditor's report of Comtrade Commodities Services Limited (Subsidiary), state the following:

I draw attention to Clause 1.2 of Note 1 i.e. Material Accounting Policies of the financial statements, which describes that the entity has ceased its operation and does not have any business activity planned for future. Accordingly, the Financial Statements for the year have been prepared on a non-going concern basis. My opinion is not modified in respect of this matter.

Information Other than the Financial Statements and Auditor's Report Thereon

The Holding Company's Management and Board of Directors are responsible for the other information. The other information comprises the information included in the Holding Company's Annual report, but does not include the Consolidated Financial Statements and our auditor's report thereon, The Holding Company's Annual report is expected to be made available to us after the date of this auditor's report.

Our opinion on the Consolidated Financial Statements does not cover the other information and we do not express any form of assurance conclusion thereon.

In connection with our audit of the Consolidated Financial Statements, our responsibility is to read the other information and, in doing so, consider whether such other information is materially inconsistent with the Consolidated Financial Statements or our knowledge obtained in the audit or otherwise appears to be materially misstated.

TAMBI & JAHAGIRDAR * CHARTERED ACCOUNTANTS * MUMBAI

Responsibilities of Management for the Consolidated Financial Statements

The Holding Company's Board of Directors is responsible for the preparation and presentation of these Consolidated Financial Statements in terms of the requirements of the Act that give a true and fair view of the consolidated financial position, consolidated financial performance including other comprehensive income, consolidated cash flows and consolidated statement of changes in equity of the Group including its associates in accordance with the accounting principles generally accepted in India, including the Indian Accounting Standards (Ind AS) specified under section 133 of the Act read with the Companies (Indian Accounting Standards) Rules, 2015, as amended. The respective Board of Directors of the companies included in the Group and of its associates are responsible for maintenance of adequate accounting records in accordance with the provisions of the Act for safeguarding of the assets of the Group and of its associates and for preventing and detecting frauds and other irregularities; selection and application of appropriate accounting policies; making judgments and estimates that are reasonable and prudent; and the design, implementation and maintenance of adequate internal financial controls, that were operating effectively for ensuring the accuracy and completeness of the accounting records, relevant to the preparation and presentation of the Consolidated Financial Statements that give a true and fair view and are free from material misstatement, whether due to fraud or error, which have been used for the purpose of preparation of the consolidated financial statements by the Directors of the Holding Company, as aforesaid.

In preparing the Consolidated Financial Statements, the respective Board of Directors of the companies included in the Group and of its associates are responsible for assessing the ability of the Group and of its associates to continue as a going concern, disclosing, as applicable, matters related to going concern and using the going concern basis of accounting unless management either intends to liquidate the Group and its associates or to cease operations, or has no realistic alternative but to do so.

Those respective Board of Directors of the companies included in the Group and of its associates are also responsible for overseeing the financial reporting process of the Group and of its associates.

Auditor's Responsibilities for the Audit of the Consolidated Financial Statements

Our objectives are to obtain reasonable assurance about whether the Consolidated Financial Statements as a whole are free from material misstatement, whether due to fraud or error, and to issue an auditor's report that includes our opinion. Reasonable assurance is a high level of assurance, but is not a guarantee that an audit conducted in accordance with SAs will always detect a material misstatementwhen it exists. Misstatements can arise from fraud or error and are considered material if, individually or in the aggregate, they could reasonably be expected to influence the economic decisions of users taken on the basis of these Consolidated Financial Statement.

As part of an audit in accordance with SAs, we exercise professional judgment and maintain professional skepticism throughout the audit. We also:

- Identify and assess the risks of material misstatement of the Consolidated Financial Statements, whether due to fraud or error, design and perform audit procedures responsive to those risks, and obtain audit evidence that is sufficient and appropriate to provide a basis for our opinion. The risk of not detecting a material misstatement resulting from fraud is higher than for one resulting from error, as fraud may involve collusion, forgery, intentional omissions, misrepresentations, or the override of internal control.

- Obtain an understanding of internal control relevant to the audit in order to design audit procedures that are appropriate in the circumstances. Under section 143(3)(i) of the Act, we are also responsible for expressing our opinion on whether the Holding Company has adequate internal financial controls with reference to financial statements in place and the operating effectiveness of such controls.

- Evaluate the appropriateness of accounting policies used and the reasonableness of accounting estimates and related disclosures made by management.

- Conclude on the appropriateness of management's use of the going concern basis of accounting and, based on the audit evidence obtained, whether a material uncertainty exists related to events or conditions that may cast significant doubt on the ability of the Group and its associates to continue as a going concern. If we conclude that a material uncertainty exists, we are required to draw attention in our auditor's report to the related disclosures in the Consolidated Financial Statements or, if such disclosures are inadequate, to modify our opinion. Our conclusions are based on the audit evidence obtained up to the date of our auditor's report. However, future events or conditions may cause the Group and its associates to cease to continue as a going concern.

TAMBI & JAIPURIAR CHARTERED ACCOUNTANTS MUMBAI

- Evaluate the overall presentation, structure and content of the Consolidated Financial Statements, including the disclosures, and whether the Consolidated Financial Statements represent the underlying transactions and events in a manner that achieves fair presentation.

- Obtain sufficient appropriate audit evidence regarding the financial information of the entities or business activities within the Group and its associates of which we are the independent auditors, to express an opinion on the Consolidated Financial Statements. We are responsible for the direction, supervision and performance of the audit of the financial statements of such entities included in the Consolidated Financial Statements of which we are the independent auditors. For the other entities included in the Consolidated Financial Statements, which have been audited by other auditors, such other auditors remain responsible for the direction, supervision and performance of the audits carried out by them. We remain solely responsible for our audit opinion.

We communicate with those charged with governance of the Holding Company and such other entities included in the Consolidated Financial Statements of which we are the independent auditors regarding, among other matters, the planned scope and timing of the audit and significant audit findings, including any significant deficiencies in internal control that we identify during our audit.

We also provide those charged with governance with a statement that we have complied with relevant ethical requirements regarding independence, and to communicate with them all relationships and other matters that may reasonably be thought to bear on our independence, and where applicable, related safeguards.

From the matters communicated with those charged with governance, we determine those matters that were of most significance in the audit of the Consolidated Financial Statements for the financial year ended March 31, 2026 and are therefore the key audit matters. We describe these matters in our auditor's report unless law or regulation precludes public disclosure about the matter or when, in extremely rare circumstances, we determine that a matter should not be communicated in our report because the adverse consequences of doing so would reasonably be expected to outweigh the public interest benefits of such communication.

Other Matter

We did not audit the financial statements and other financial information, in respect of:

14 subsidiaries, whose financial statements include total assets of Rs. 2,52,103.12 Million as at March 31, 2026 and total revenue of Rs. 26,668.45 Million and total loss after tax of Rs. 5,144.42 Million for the year ended on that date. These financial statement and other financial information have been audited by other auditors, which financial statements, other financial information and auditor's reports have been furnished to us by the management.

2 associate companies forming part of the Group, whose financial statements include Group's share of net profit of Rs. 2,471.31 Million and Group's share of total comprehensive income of Rs. 2,596.87 Million from April 1, 2025 to March 31, 2026 as considered in the consolidated financial statement, whose financial statement, other financial information have been audited by other auditors and whose report have been furnished to us by the Management.

Our opinion on the Consolidated Financial Statements, in so far as it relates to the amounts and disclosures included in respect of these subsidiaries and associate companies, and our report in terms of sub- sections (3) of Section 143 of the Act, in so far as it relates to the aforesaid subsidiaries and associate companies, is based solely on the report(s) of such other auditors.

Our opinion on the Consolidated Financial Statements, and our report on Other Legal and Regulatory Requirements below, is not modified in respect of the above matters with respect to our reliance on the work done and the reports of the other auditors and the financial statements and other financial information certified by the Management.

TAMBI & JAIPURKAR CHARTERED ACCOUNTANTS MUMBAI

Report on Other Legal and Regulatory Requirements

1. As required by the Companies (Auditor's Report) Order, 2020 ("the Order"), issued by the Central Government of India in terms of sub-section (11) of section 143 of the Act, based on our audit and on the consideration of report of the other auditors on separate financial statements and the other financial information of the subsidiary and associate companies, incorporated in India, as noted in the 'Other Matter' paragraph we give in the " Annexure 1" a statement on the matters specified in paragraph3(xxi) of the Order.

2. As required by Section 143(3) of the Act, based on our audit and on the consideration of report of the other auditors on separate financial statements and the other financial information of subsidiaries and associates, as noted in the 'other matter' paragraph we report, to the extent applicable, that:

(a) We/the other auditors whose report we have relied upon have sought and obtained all the information and explanations which to the best of our knowledge and belief were necessary for the purposes of our audit of the aforesaid Consolidated Financial Statements;

(b) In our opinion, proper books of account as required by law relating to preparation of the aforesaid consolidation of the financial statements have been kept so far as it appears from our examination of those books and reports of the other auditors;

(c) The Consolidated Balance Sheet, the Consolidated Statement of Profit and Loss including the Statement of Other Comprehensive Income, the Consolidated Statement of Cash Flow and Consolidated Statement of Changes in Equity dealt with by this Report are in agreement with the books of account maintained for the purpose of preparation of the Consolidated Financial Statements;

(d) In our opinion, the aforesaid Consolidated Financial Statements comply with the Accounting Standards specified under Section 133 of the Act, read with Companies (Indian Accounting Standards) Rules, 2015, as amended;

(e) On the basis of the confirmation received from the directors of the Holding Company as on March 31, 2026 taken on record by the Board of Directors of the Holding Company and the reports of the statutory auditors who are appointed under Section 139 of the Act, of its subsidiaries and associate companies, none of the directors of the Group's companies and its associates, incorporated in India, is disqualified as on March 31, 2026 from being appointed as a director in terms of Section 164 (2) of the Act.

(f) With respect to the adequacy of the internal financial controls with reference to Consolidated Financial Statements of the Holding Company and its subsidiaries and its associate companies, incorporated in India, and the operating effectiveness of such controls refer to our separate Report in "Annexure 2" to this report;

(g) In our opinion and based on the consideration of reports of other statutory auditors of the subsidiaries and associate companies, the managerial remuneration for the year ended March 31, 2026 has been paid / provided by the Holding Company, its subsidiaries and associate companies incorporated in India to their directors in accordance with the provisions of section 197 read with Schedule V to the Act;

(h) With respect to the other matters to be included in the Auditor's Report in accordance with Rule 11 of the Companies (Audit and Auditors) Rules, 2014, as amended, in our opinion and to the best of our information and according to the explanations given to us and based on the consideration of the report of the other auditors on separate financial statements as also the other financial information of the subsidiaries and associates, as noted in the 'Other matter' paragraph:

i) The Consolidated Financial Statements disclose the impact of pending litigations on its consolidated financial position of the Group and its associate companies in its Consolidated Financial Statements – Refer Note 50 to the Consolidated Financial Statements;

ii) The Group and its associated companies did not have any long-term contracts including derivative contracts for which there were any material foreseeable losses;

iii) There have been no amounts, required to be transferred, to the Investor Education and Protection Fund by the Holding Company, its subsidiaries and its associate companies, incorporated in India during the year ended March 31, 2026;

TAMBI & JAIPURKAR * CHARTERED ACCOUNTANTS * MUMBAI

iv) a. The respective managements of the Holding Company and its subsidiaries and associate companies which are companies incorporated in India whose financial statements have been audited under the Act have represented to us and the other auditors of such subsidiaries and associate companies respectively that, to the best of its knowledge and belief, as disclosed in note 57(A) to the Consolidated Financial Statements, no funds have been advanced or loaned or invested (either from borrowed funds or share premium or any other sources or kind of funds) by the Holding Company or any of such subsidiaries and associates to or in any other person(s) or entity(ies), including foreign entities ("Intermediaries"), with the understanding, whether recorded in writing or otherwise, that the Intermediary shall, whether, directly or indirectly lend or invest in other persons or entities identified in any manner whatsoever by or on behalf of the respective Holding Company or any of such subsidiaries and associates ("Ultimate Beneficiaries") or provide any guarantee, security or the like on behalf of the Ultimate Beneficiaries;

b. The respective managements of the Holding Company and its subsidiaries and associate companies which are companies incorporated in India whose financial statements have been audited under the Act have represented to us and the other auditors of such subsidiaries and associates respectively that, to the best of its knowledge and belief, other than as disclosed in the note 57(B) to the Consolidated Financial Statements, no funds have been received by the respective Holding Company or any of such subsidiaries and associates from any person(s) or entity(ies), including foreign entities ("Funding Parties"), with the understanding, whether recorded in writing or otherwise, that the Holding Company or any of such subsidiaries and associates shall, whether, directly or indirectly, lend or invest in other persons or entities identified in any manner whatsoever by or on behalf of the Funding Party ("Ultimate Beneficiaries") or provide any guarantee, security or the like on behalf of the Ultimate Beneficiaries; and

c. Based on the audit procedures that have been considered reasonable and appropriate in the circumstances performed by us and that performed by the auditors of the subsidiaries and associates which are companies incorporated in India whose financial statements have been audited under the Act, nothing has come to our or other auditor's notice that has caused us or the other auditors to believe that the representations under sub-clause (a) and (b) contain any material mis-statement.

v) The final and interim dividend declared and paid by its subsidiaries, incorporated in India, during the year is in accordance with section 123 of the Act to the extent it applies to payment of dividend.

No dividend has been declared or paid during the year by the Holding Company.

vi) Based on our examination which included test checks and that performed by the respective auditors of the subsidiaries and associates whose financial statements have been audited under the Act, the Holding Company, its subsidiaries and associates have used an accounting software for maintaining its books of account which has a feature of recording audit trail (edit log) facility and the same has operated throughout the year for all relevant transactions recorded in the software. Further, during the course of our audit we did not come across any instance of audit trail feature being tampered with. Additionally the audit trail has been preserved by the Companies as per the statutory requirement for record retention.

For **Tambi and Jaipurkar**
Chartered Accountants
ICAI Firm Registration Number: **115954W**

CA Vinod Tambi
Partner
Membership Number: 036972
UDIN: 26036972HFMOQK1388
Place: Mumbai
Date: 28th April, 2026

TAMBI & JAIPURKAR * CHARTERED ACCOUNTANTS * MUMBAI

Annexure-1: Referred to in Paragraph Under the Heading "Report on Other Legal and Regulatory Requirements" of Our Report of Even Date on the Consolidated Financial Statements of Edel Finance Company Limited

Based on our audit and on the consideration of report of the other auditors on separate financial statements and the other financial information of the subsidiary and associate companies, incorporated in India, as noted in the 'Other Matter' paragraph we state that:

3(xxi) There are no qualifications or adverse remarks by the respective auditors in their report on Companies (Auditors Report) Order, 2020 of the companies included in the Consolidated Financial Statements except for following where the respective auditor have reported unfavorable or adverse remarks in their audit report to the principal auditor.

Name	CIN	Holding Company/ Subsidiary/ Associate	Clause number of the CARO report which is unfavorable or adverse
ECap Equities Limited	U74900MH2008PLC287466	Subsidiary	iii(c), iii(d) and xvii
ECap Securities and Investments Limited	U67190TG2008PLC057122	Subsidiary	xvii
Edelweiss Investment Adviser Limited	U74140TG2008PLC120334	Subsidiary	iii(c), iii(d) and ix(d)
ECL Finance Limited	U65990MH2005PLC154854	Subsidiary	iii(c) and iii(d)
NIDO Home Finance Ltd (formerly Edelweiss Housing Finance Limited)	U65922MH2008PLC182906	Subsidiary	iii(c), iii(d), xi(a), xvii
Edelweiss Rural & Corporate Services Limited	U45201TG2006PLC078157	Subsidiary	iii(c), iii(d) and xvii
Comtrade Commodities Services Limited	U66990GJ1995PLC025267	Subsidiary	xvii
Edelweiss Securities and Investments Pvt Ltd	U65990TG2009PTC113078	Associate	iii(c), iii(d) and ix(d)
Edelweiss Global Wealth Management Limited	U67100MH2007PLC353035	Associate	xvii

For **Tambi and Jaipurkar**
Chartered Accountants
ICAI Firm Registration Number: **115954W**

CA Vinod Tambi
Partner
Membership Number: 036972
UDIN: 26036972HFMOQK1388
Place: Mumbai
Date: 28th April, 2026

TAMBI & JAIPURKAR * MUMBAI * CHARTERED ACCOUNTANTS

Annexure-2 to the Independent Auditor's Report of Even Date on the Consolidated Financial Statements of Edel Finance Company Limited

Report on the Internal Financial Controls under Clause (i) of Sub-section 3 of Section 143 of the Companies Act, 2013 ("the Act")

In conjunction with our audit of the Consolidated Financial Statements of Edel Finance Company Limited (hereinafter referred to as the "Holding Company") as of and for the year ended March 31, 2026, we have audited the internal financial controls with reference to Consolidated Financial Statements of the Holding Company and its subsidiaries (the Holding Company and its subsidiaries together referred to as " the Group") and its associates, which are companies incorporated in India, as of that date.

Management's Responsibility for Internal Financial Controls

The respective Board of Directors of the companies included in the Group and its associates, which are companies incorporated in India, are responsible for establishing and maintaining internal financial controls based on the internal control over financial reporting criteria established by the Holding Company considering the essential components of internal control stated in the Guidance Note on Audit of Internal Financial Controls Over Financial Reporting issued by the Institute of Chartered Accountants of India (ICAI). These responsibilities include the design, implementation and maintenance of adequate internal financial controls that were operating effectively for ensuring the orderly and efficient conduct of its business, including adherence to the respective company's policies, the safeguarding of its assets, the prevention and detection of frauds and errors, the accuracy and completeness of the accounting records, and the timely preparation of reliable financial information, as required under the Companies Act, 2013.

Auditor's Responsibility

Our responsibility is to express an opinion on the Holding Company's internal financial controls with reference to Consolidated Financial Statements based on our audit. We conducted our audit in accordance with the Guidance Note on Audit of Internal Financial Controls Over Financial Reporting (the "Guidance Note") and the Standards on Auditing, specified under section 143(10) of the Act, to the extent applicable to an audit of internal financial controls, both, issued by ICAI. Those Standards and the Guidance Note require that we comply with ethical requirements and plan and perform the audit to obtain reasonable assurance about whether adequate internal financial controls with reference to Consolidated Financial Statements was established and maintained and if such controls operated effectively in all material respects.

Our audit involves performing procedures to obtain audit evidence about the adequacy of the internal financial controls with reference to Consolidated Financial Statements and their operating effectiveness. Our audit of internal financial controls with reference to Consolidated Financial Statements included obtaining an understanding of internal financial controls with reference to Consolidated Financial Statements, assessing the risk that a material weakness exists, and testing and evaluating the design and operating effectiveness of internal control based on the assessed risk. The procedures selected depend on the auditor's judgement, including the assessment of the risks of material misstatement of the financial statements, whether due to fraud or error.

We believe that the audit evidence we have obtained and the audit evidence obtained by the other auditors in terms of their reports referred to in the Other Matters paragraph below, is sufficient and appropriate to provide a basis for our audit opinion on the internal financial controls with reference to Consolidated Financial Statements.

Meaning of Internal Financial Controls with Reference to Consolidated Financial Statements

A company's internal financial control with reference to consolidated financial statement is a process designed to provide reasonable assurance regarding the reliability of financial reporting and the preparation of financial statements for external purposes in accordance with generally accepted accounting principles. A company's internal financial control with reference to Consolidated Financial Statements includes those policies and procedures that (1) pertain to the maintenance of records that, in reasonable detail, accurately and fairly reflect the transactions and dispositions of the assets of the company; (2) provide reasonable assurance that transactions are recorded as necessary to permit preparation of financial statements in accordance with generally accepted accounting principles, and that receipts and expenditures of the company are being made only in accordance with authorisations of management and directors of the company; and (3) provide reasonable assurance regarding prevention or timely detection of unauthorised acquisition, use, or disposition of the company's assets that could have a material effect on the financial statements.

TAMBI & JAWDEKAR CHARTERED ACCOUNTANTS MUMBAI

Annexure-2 to the Independent Auditor's Report of Even Date on the Consolidated Financial Statements of Edel Finance Company Limited *(Continued)*

Inherent Limitations of Internal Financial Controls With Reference to Consolidated Financial Statements

Because of the inherent limitations of internal financial controls with reference to Consolidated Financial Statements, including the possibility of collusion or improper management override of controls, material misstatements due to error or fraud may occur and not be detected. Also, projections of any evaluation of the internal financial controls with reference to Consolidated Financial Statements to future periods are subject to the risk that the internal financial controls with reference to Consolidated Financial Statements may become inadequate because of changes in conditions, or that the degree of compliance with the policies or procedures may deteriorate.

Opinion

In our opinion, the Group and its associates, which are companies incorporated in India, have, maintained in all material respects, adequate internal financial controls with reference to Consolidated Financial Statements and such internal financial controls with reference to Consolidated Financial Statements were operating effectively as at March 31, 2026, based on the internal control over financial reporting criteria established by the Holding Company considering the essential components of internal control stated in the Guidance note issued by the ICAI.

Other Matters

Our report under Section 143(3)(i) of the Act on the adequacy and operating effectiveness of the internal financial controls with reference to Consolidated Financial Statements of the Holding Company, In so far as it relates to these 14 subsidiaries and 2 associates, which are companies incorporated in India, is based on the corresponding reports of the auditors of such subsidiaries and associates incorporated in India.

For **Tambi and Jaipurkar**
Chartered Accountants
ICAI Firm Registration Number: **115954W**

CA Vinod Tambi
Partner
Membership Number: 036972
UDIN: 26036972HFMOQK1388
Place: Mumbai
Date: 28th April, 2026

TAMBI & JAIPURKAR ★ MUMBAI ★ CHARTERED ACCOUNTANTS

Edel Finance Company Limited

Consolidated Balance Sheet

(Currency: Indian rupees in millions)

Particulars	Note No.	As at March 31, 2026	As at March 31, 2025
ASSETS			
Financial assets			
(a) Cash and cash equivalents	7	**13,521.94**	19,344.61
(b) Bank balances other than cash and cash equivalents	8	**2,666.54**	2,701.67
(c) Derivative financial instruments	9	**7,063.09**	727.84
(d) Trade receivables	10	**700.17**	1,507.10
(e) Loans	11	**60,354.75**	52,327.75
(f) Investments	12	**84,493.24**	85,827.44
(g) Other financial assets	13	**11,225.42**	4,532.96
Total financial assets		**1,80,025.15**	1,66,969.37
Non-financial assets			
(a) Current tax assets (net)	14	**5,607.13**	4,228.76
(b) Deferred tax assets (net)	15	**11,895.22**	12,395.41
(c) Investment property	16	**2,911.35**	2,278.32
(d) Property, plant and equipment	17	**3,056.19**	4,043.77
(e) Capital work in progress	18	**4.39**	0.89
(f) Intangible assets under development	18	**14.44**	15.36
(g) Goodwill	59.6	**60.94**	60.94
(h) Other intangible assets	17	**101.07**	93.45
(i) Other non-financial assets	19	**2,148.54**	2,355.15
Total non-financial assets		**25,799.27**	25,472.05
TOTAL ASSETS		**2,05,824.42**	1,92,441.42
LIABILITIES			
Financial liabilities			
(a) Derivative financial instruments	9	**3,959.76**	1,427.30
(b) Trade payables	20		
i. total outstanding dues of micro enterprises and small enterprises		**55.40**	8.50
ii. total outstanding dues of creditors other than micro enterprises and small enterprises		**2,010.56**	3,506.10
(c) Debt securities	21	**1,04,983.78**	84,692.32
(d) Borrowings (other than debt securities)	22	**65,309.66**	68,113.74
(e) Subordinated liabilities	23	**6,904.09**	11,227.01
(f) Other financial liabilities	24	**15,134.50**	15,909.08
Total financial liabilities		**1,98,357.75**	1,84,884.05
Non-financial liabilities			
(a) Current tax liabilities (net)	25	**63.50**	880.09
(b) Provisions	26	**359.68**	175.63
(c) Deferred tax liabilities (net)	15	**121.12**	75.84
(d) Other non-financial liabilities	27	**688.80**	568.71
Total non-financial liabilities		**1,233.10**	1,700.27
TOTAL LIABILITIES		**1,99,590.85**	1,86,584.32
EQUITY			
(a) Equity share capital	28	**14,592.75**	9,566.75
(b) Instruments entirely equity in nature	29	**-**	9,650.00
(c) Other equity	30	**(9,710.14)**	(14,679.04)
Equity attributable to Owners of the parent		**4,882.61**	4,537.71
Equity attributable to Non-controlling interests		**1,350.96**	1,319.39
TOTAL EQUITY		**6,233.57**	5,857.10
TOTAL LIABILITIES AND EQUITY		**2,05,824.42**	1,92,441.42

The accompanying notes are an integral part of the Consolidated Financial Statements. 1 to 60

As per our report of even date attached

For Tambi and Jaipurkar
Chartered Accountants
ICAI Firm Registration Number: 115954W

TAMBI & JAIPURKAR CHARTERED ACCOUNTANTS MUMBAI

CA Vinod Tambi
Partner
Membership No.: 036972

EDEL FINANCE COMPANY LIMITED

Mumbai, April 28, 2026

For and on behalf of the Board of Directors

Ananya Suneja
Executive Director
DIN: 07297081

Priyadeep Chopra
Non-executive Director
DIN: 00079353

Vyapak Shrivastava
Chief Financial Officer

Tarun Khurana
Company Secretary
Membership No. 12344

Mumbai, April 28, 2026

Edel Finance Company Limited

Consolidated Statement of Profit and Loss

(Currency: Indian rupees in millions)

Particulars	Note No.	For the year ended March 31, 2026	For the year ended March 31, 2025
Revenue from operations			
Interest income	31	**11,228.41**	9,353.63
Dividend income	32	**1,352.60**	627.39
Fee income	33	**1,388.71**	843.03
Net gain on fair value changes	34	**7,894.11**	21,659.28
Other operating revenue	35	**497.09**	507.08
Total revenue from operations		**22,360.92**	32,990.41
Other income	36	**7,488.68**	784.20
Total income		**29,849.60**	33,774.61
Expenses			
Finance costs	37	**19,895.77**	19,373.17
Impairment on financial instruments	38	**3,452.36**	(1,638.22)
Employee benefits expense	39	**3,906.02**	3,310.03
Depreciation and amortisation	16,17 & 18	**599.38**	612.39
Other expenses	40	**5,390.03**	5,393.10
Total expenses		**33,243.56**	27,050.47
Profit / (loss) before exceptional item		**(3,393.96)**	6,724.14
Exceptional item	59.4	**(128.75)**	-
Profit / (loss) before share in profit of associates and tax		**(3,522.71)**	6,724.14
Share in profit of associates		**2,471.31**	3,917.08
Profit / (loss) before tax		**(1,051.40)**	10,641.22
Tax expenses:	41 & 42		
Current tax		**(741.86)**	3,113.45
Deferred tax		**646.32**	(2,220.82)
Profit / (loss) for the year		**(955.86)**	9,748.59
Other comprehensive income / (loss)			
(a) Items that will not be reclassified to profit or loss			
Re-measurements of the defined benefit liability		**(42.66)**	56.02
Fair value changes on equity instruments through other comprehensive income/ (loss)		**(1,145.84)**	(14,813.71)
Tax relating to items that will not be reclassified to profit or loss		**13.12**	483.27
(b) Items that will be reclassified to profit or loss			
Foreign exchange translation reserve - OCI		**141.19**	29.52
Deferred tax charge/ (benefit) - OCI - that will be reclassified		**56.64**	-
(c) Share in other comprehensive income of associates		**125.56**	-
Total other comprehensive income / (loss) (a+b+c)		**(851.99)**	(14,244.90)
Total comprehensive income / (loss)		**(1,807.85)**	(4,496.31)
Net profit / (loss) for the period attributable to:			
Owners of the parent		**(852.07)**	9,608.27
Non controlling interests		**(103.79)**	140.32
Other comprehensive income / (loss) for the period attributable to:			
Owners of the parent		**(848.32)**	(14,180.97)
Non controlling interests		**(3.67)**	(63.93)
Total comprehensive income / (loss) for the period attributable to:			
Owners of the parent		**(1,700.39)**	(4,572.70)
Non controlling interests		**(107.46)**	76.39
Earnings per share (Face value of ₹ 100 each)	43		
- Basic (₹)		**(6.14)**	76.30
- Diluted (₹)		**(6.14)**	76.30

The accompanying notes are an integral part of the Consolidated Financial Statements. 1 to 60

As per our report of even date attached

For Tambi and Jaipurkar
Chartered Accountants
ICAI Firm Registration Number: 115954W

CA Vinod Tambi
Partner
Membership No.: 036972

Mumbai, April 28, 2026

For and on behalf of the Board of Directors

Ananya Suneja
Executive Director
DIN: 07297081

Priyadeep Chopra
Non-executive Director
DIN: 00079353

Vyapak Shrivastava
Chief Financial Officer

Tarun Khurana
Company Secretary
Membership No. 12344

Mumbai, April 28, 2026

Edel Finance Company Limited

Consolidated statement of cash flows

(Currency: Indian rupees in millions)

	Particulars	For the year ended March 31, 2026	For the year ended March 31, 2025
A	**Cash flow from operating activities**		
	Profit / (loss) before tax	**(1,051.40)**	10,641.22
	Adjustments for:		
	Depreciation and amortisation	**599.38**	612.39
	Impairment on financial instruments (net)	**3,452.36**	(1,638.22)
	Fair value of financial instruments (net)	**(7,894.11)**	(21,659.28)
	Provision for gratuity and compensated absences	**101.10**	1.51
	Expense on employee stock option scheme	**160.11**	-
	(Profit) / loss on sale of fixed assets (net)	**(26.41)**	(0.62)
	Operating cash flow before working capital changes	**(4,658.97)**	(12,043.00)
	Adjustments for:		
	Decrease / (increase) in trade receivables	**756.34**	3,768.13
	Decrease / (increase) in other financial assets	**(10,460.10)**	(1,020.43)
	Decrease / (increase) in loans	**(12,240.20)**	19,930.34
	Sale / (purchase) of investments (net)	**8,403.28**	37,420.23
	Decrease / (increase) in other non-financial assets	**206.60**	(1,024.41)
	Increase / (decrease) in trade payables	**(673.71)**	(6,687.39)
	Increase / (decrease) in non-financial liabilities	**120.10**	196.83
	Increase / (decrease) in other financial liabilities	**(774.80)**	(260.18)
		(19,321.46)	40,280.12
	Income taxes paid (net of refund)	**(1,553.80)**	311.67
	Net cash (used in) / generated from operating activities - A	**(20,875.26)**	40,591.79
B	**Cash flow from investing activities**		
	(Purchase of)/Proceeds from sale of property, plant and equipment and intangible assets (net)	**(221.94)**	149.74
	Net cash (used in) / generated from investing activities - B	**(221.94)**	149.74
C	**Cash flow from financing activities**		
	Proceeds from issuance of share capital	**2,000.00**	-
	Proceeds / (repayment) from debt securities (refer note 1 below)	**20,291.50**	(15,856.39)
	Proceeds / (repayment) from borrowings (other than debt securities) (refer note 1 below)	**(2,804.00)**	(7,598.30)
	Proceeds / (repayment) from subordinated liabilities (refer note 1 below)	**(4,322.90)**	(2,665.05)
	Changes in non-controlling interest	**31.60**	(2,985.64)
	Effect of change in group's interest	**78.33**	(2,496.31)
	Net cash generated from / (used in) financing activities - C	**15,274.53**	(31,601.69)
	Net (decrease) / increase in cash and cash equivalents (A+B+C)	**(5,822.67)**	9,139.84
	Cash and cash equivalent as at the beginning of the year	**19,344.61**	10,204.77
	Cash and cash equivalent as at the end of the year	**13,521.94**	19,344.61

TAMBI & JAIPURKAR CHARTERED ACCOUNTANTS MUMBAI

EDEL FINANCE COMPANY LIMITED

Edel Finance Company Limited

Consolidated statement of cash flows (continued)

(Currency: Indian rupees in millions)

Notes:

1 Net figures have been reported on account of volume of transactions.

2 Above Cash Flow Statement has been prepared under indirect method as set out in Ind AS 7 prescribed under the Companies Act (Indian Accounting Standard) Rules, 2015 under the Companies Act, 2013.

The accompanying notes are an integral part of the Consolidated Financial Statements. 1 to 60

As per our report of even date attached

For Tambi and Jaipurkar
Chartered Accountants
ICAI Firm Registration Number: 115954W

CA Vinod Tambi
Partner
Membership No.: 036972

Mumbai, April 28, 2026

For and on behalf of the Board of Directors

Ananya Suneja
Executive Director
DIN: 07297081

Priyadeep Chopra
Non-executive Director
DIN: 00079353

Vyapak Shrivastava
Chief Financial Officer

Tarun Khurana
Company Secretary
Membership No. 12344

Mumbai, April 28, 2026

TAMBI & JAIPURKAR CHARTERED ACCOUNTANTS MUMBAI

EDEL FINANCE COMPANY LIMITED

Edel Finance Company Limited

Consolidated Statement of Changes in Equity

(Currency: Indian rupees in millions)

A.1 Equity Share Capital

Particulars	As at March 31, 2026			As at March 31, 2025		
	Outstanding as on April 1, 2025	**Changes in equity shares during the current year**	**Outstanding as on March 31, 2026**	Outstanding as on April 1, 2024	Changes in equity shares during the current year	Outstanding as on March 31, 2025
Issued, subscribed and paid up	**9,566.75**	**5,026.00**	**14,592.75**	9,566.75	-	9,566.75

A.2 Instruments entirely equity in nature

Compulsorily Convertible Preference Shares (CCPS)

Particulars	As at March 31, 2026			As at March 31, 2025		
	Outstanding as on April 1, 2025	**Changes in CCPS during the current year**	**Outstanding as on March 31, 2026**	Outstanding as on April 1, 2024	Changes in CCPS during the current year	Outstanding as on March 31, 2025
Issued, subscribed and paid up	**1,650.00**	**(1,650.00)**	-	1,650.00	-	1,650.00

Compulsorily Convertible Debentures (CCD)

Particulars	As at March 31, 2026			As at March 31, 2025		
	Outstanding as on April 1, 2025	**Changes in CCD during the current year**	**Outstanding as on March 31, 2026**	Outstanding as on April 1, 2024	Changes in CCD during the current year	Outstanding as on March 31, 2025
Issued, subscribed and paid up	**8,000.00**	**(8,000.00)**	-	8,000.00	-	8,000.00
Total of Instruments entirely equity in nature	**9,650.00**	**(9,650.00)**	-	9,650.00	-	9,650.00

Note:

During the year ended March 31, 2026, the Company has converted its Compulsorily Convertible Debentures ("CCDs") and Compulsorily Convertible Preference Shares ("CCPS") into equity shares in accordance with the respective terms of issue.

TAMBI & JAIPURKAR ★ MUMBAI ★ CHARTERED ACCOUNTANTS

EDEL FINANCE COMPANY LIMITED ★

Edel Finance Company Limited

Consolidated Statement of Changes in Equity

(Currency: Indian rupees in millions)

B. Other Equity

Particulars	Reserves and Surplus									Other Comprehensive Income			Total attributable to owners of the parent	Non-Controlling Interest
	Capital Reserve	Capital Redemption Reserve	Securities Premium Account	Special Reserve under section 45-IC of the Reserve Bank of India Act, 1934	Reserve under section 29C of the National Housing Bank Act, 1987	Retained Earnings	Deemed Capital Contribution - Equity	Impairment Reserve	Debenture Redemption Reserve	Foreign Exchange Translation Reserves	Revaluation Reserve through Other Comprehensive Income	Fair value changes on equity instruments through Other Comprehensive Income		
Balance as at April 1, 2024	**(183.59)**	**281.34**	**6,878.26**	**7,852.34**	**646.15**	**(29,497.62)**	**234.59**	**32.27**	**2,764.10**	**-**	**1,345.56**	**(417.53)**	**(10,064.13)**	**4,305.04**
Profit / (loss) for the year	-	-	-	-	-	9,608.27	-	-	-	-	-	-	9,608.27	140.32
Other comprehensive income / (loss)	-	-	-	-	-	123.52	-	-	-	29.52	-	(14,334.01)	(14,180.97)	(63.93)
Total comprehensive income / (loss) for the year	**(183.59)**	**281.34**	**6,878.26**	**7,852.34**	**646.15**	**(19,765.83)**	**234.59**	**32.27**	**2,764.10**	**29.52**	**1,345.56**	**(14,751.54)**	**(14,636.83)**	**4,381.43**
Transfer from revaluation reserve	-	-	-	-	-	123.39	-	-	-	-	(123.39)	-	-	-
Transfer Under 29C of the National Housing Bank Act, 1987	-	-	-	-	38.77	(38.77)	-	-	-	-	-	-	-	-
Transfer Under 45-IC of the Reserve Bank of India Act, 1934	-	-	-	(52.70)	-	52.70	-	-	-	-	-	-	-	-
Dividend	-	-	-	-	-	(2.60)	-	-	-	-	-	-	(2.60)	-
Reversal on account of lapses of ESOP/SAR	-	-	-	-	-	17.81	-	-	-	-	-	-	17.81	-
Effect of changes in group's interest	-	19.62	2,291.24	-	-	(2,643.16)	0.67	-	-	274.21	-	-	(57.42)	(3,062.04)
Balance as at March 31, 2025	**(183.59)**	**300.96**	**9,169.50**	**7,799.64**	**684.92**	**(22,256.46)**	**235.26**	**32.27**	**2,764.10**	**303.73**	**1,222.17**	**(14,751.54)**	**(14,679.04)**	**1,319.39**
Profit/(loss) for the year	-	-	-	-	-	(852.07)	-	-	-	-	-	-	(852.07)	(103.79)
Other comprehensive income / (loss)	-	-	-	-	-	97.19	-	-	-	141.19	-	(1,086.70)	(848.32)	(3.67)
Total comprehensive income / (loss) for the year	**(183.59)**	**300.96**	**9,169.50**	**7,799.64**	**684.92**	**(23,011.34)**	**235.26**	**32.27**	**2,764.10**	**444.92**	**1,222.17**	**(15,838.24)**	**(16,379.43)**	**1,211.93**
Transfer to Debenture Redemption Reserve	-	-	-	-	-	(180.00)	-	-	180.00	-	-	-	-	-
Transfer from Revaluation reserve	-	-	-	-	-	319.02	-	-	-	-	(319.02)	-	-	-
Transfer Under 29C of the National Housing Bank Act, 1987	-	-	-	-	45.59	(45.59)	-	-	-	-	-	-	-	-
Transfer Under 45-IC of the Reserve Bank of India Act, 1934	-	-	-	474.91	-	(474.91)	-	-	-	-	-	-	-	-
Reversal on account of lapses of ESOP/SAR	-	-	-	-	-	0.36	-	-	-	-	-	-	0.36	-
ESOP & SAR charges transferred to reserves	-	-	-	-	-	-	47.38	-	-	-	-	-	47.38	-
Securities premium on issue of equity shares	-	-	6,624.00	-	-	-	-	-	-	-	-	-	6,624.00	-
Effect of changes in group's interest	(53.26)	-	(34.61)	-	-	71.54	(0.67)	-	-	-	-	14.55	(2.45)	139.03
Balance as at March 31, 2026	**(236.85)**	**300.96**	**15,758.89**	**8,274.55**	**730.51**	**(23,320.92)**	**281.97**	**32.27**	**2,944.10**	**444.92**	**903.15**	**(15,823.69)**	**(9,710.14)**	**1,350.96**

The accompanying notes are an integral part of the Consolidated Financial Statements. 1 to 60

As per our report of even date attached.

For Tambi and Jaipurkar
Chartered Accountants
ICAI Firm Registration Number: 115954W

CA Vinod Tambi
Partner
Membership No.: 036972

TAMBI & JAIPURKAR CHARTERED ACCOUNTANTS MUMBAI

For and on behalf of the Board of Directors

Ananya Suneja
Executive Director
DIN: 07297081

Priyadeep Chopra
Non-executive Director
DIN: 00079353

Vyapak Shrivastava
Chief Financial Officer

Tarun Khurana
Company Secretary
Membership No. 12344

Mumbai, April 28, 2026

Mumbai, April 28, 2026

EDEL FINANCE COMPANY LIMITED

Edel Finance Company Limited
Notes to the consolidated financial statements
for the year ended March 31, 2026

1. Background

Edel Finance Company Limited ('the Company') a public limited company domiciled and incorporated under the provisions applicable in India under the Companies Act, 1956, and continues to be governed by the provisions of the Companies Act, 2013. The Company was incorporated on October 16, 1989 and is a wholly owned subsidiary of Edelweiss Financial Services Limited.

The Company is principally engaged in making investments in and providing loans to entities within the Group. The Company is registered with the Reserve Bank of India ("RBI") as a Systemically Important Non-Deposit Taking Non-Banking Financial Company ("NBFC-ND-SI"). Pursuant to approval granted by the RBI, the Company was classified as a Core Investment Company ("NBFC-CIC-ND-SI") with effect from October 09, 2018.

In terms of the RBI's Scale Based Regulation ("SBR") framework for Non-Banking Financial Companies notified on October 19, 2023, as amended from time to time, the Company has been categorized under the Middle Layer. Accordingly, the Company has complied with the applicable regulatory requirements and disclosure obligations prescribed under the SBR framework in the preparation of these financial statements.

2. Basis of preparation of consolidated financial statements

The consolidated financial statements relate to Edel Finance Company Limited ('the Company') and its subsidiaries (together 'the Group') and associates. The Group is primarily engaged in (a) agency business, which includes advisory and other fee based services; (b) Capital business which includes lending business and investment activities; and (c) Treasury business includes income from trading activities.

The consolidated financial statements of the Group have been prepared in accordance with Indian Accounting Standards (Ind AS) notified under the Companies (Indian Accounting Standards) Rules, 2015 (as amended from time to time).

These consolidated financial statements have been prepared on a historical cost basis, except for entities under liquidation/ dissolution and certain financial instruments such as financial asset measured at fair value through other comprehensive income (FVOCI) instruments, derivative financial instruments, fair value through Profit or Loss and other financial assets held for trading, certain property plant and equipment which have been measured at fair value. The consolidated financial statements are presented in Indian Rupees (INR) and all values are rounded to the nearest million, except when otherwise indicated.

3. Presentation of financial statements

The Group presents its balance sheet in order of liquidity in compliance with the Division III of the Schedule III to the Companies Act, 2013. An analysis regarding recovery or settlement within 12 months after the reporting date (current) and more than 12 months after the reporting date (non-current) is reported in the financial statements.

Financial assets and financial liabilities are generally reported gross in the balance sheet. They are only offset and reported net when, in addition to having an unconditional legally enforceable right to offset the recognised amounts without being contingent on a future event, the parties also intend to settle on a net basis in all of the following circumstances:

- The normal course of business
- The event of default
- The event of insolvency or bankruptcy of the company and or its counterparties

TAMBI & JAIPURKAR MUMBAI CHARTERED ACCOUNTANTS

EDEL FINANCE COMPANY LIMITED

4. Basis of consolidation

The consolidated financial statements as on March 31, 2026, comprise the financial statements of the Company and its subsidiaries as at March 31, 2026 including any controlled structured entities. The Company consolidates a subsidiary when it controls it. Control is achieved when the Group is exposed, or has rights, to variable returns from its involvement with the investee and has the ability to affect those returns through its power over the investee. Generally, there is a presumption that a majority of voting rights result in control. To support this presumption and when the Group has less than a majority of the voting or similar rights of an investee, the Group considers all relevant facts and circumstances in assessing whether it has power over an investee, including:

- The contractual arrangement with the other vote holders of the investee
- Rights arising from other contractual arrangements.
- The Group's voting rights and potential voting rights.
- The size of the Group's holding of voting rights relative to the size and dispersion of the holdings of the other voting rights holders

The Group re-assesses whether or not it controls an investee, if facts and circumstances indicate that there are changes to one or more of the three elements of control. Consolidation of a subsidiary begins when the Group obtains control over the subsidiary and ceases when the Group loses control of the subsidiary. Assets, liabilities, income and expenses of a subsidiary acquired or disposed of during the year are included in the consolidated financial statements from the date the Group gains control until the date the Group ceases to control the subsidiary.

Consolidated financial statements are prepared using uniform accounting policies for like transactions and other events in similar circumstances. If a member of the Group uses accounting policies other than those adopted in the consolidated financial statements for like transactions and events in similar circumstances, appropriate adjustments are made to that Group member's financial statements in preparing the consolidated financial statements to ensure conformity with the Group's accounting policies. However, no subsidiaries, associates and consolidated structure entities have followed different accounting policies than those followed by the Group for the preparation of these consolidated financial statements.

Consolidation procedure:

a. Combine like items of assets, liabilities, equity, income, expenses and cash flows of the parent with those of its subsidiaries. For this purpose, income and expenses of the subsidiary are based on the amounts of the assets and liabilities recognised in the consolidated financial statements at the acquisition date.

b. Offset (eliminate) the carrying amount of the parent's investment in each subsidiary and the parent's portion of equity of each subsidiary. Business combinations policy explains how to account for any related goodwill.

c. Eliminate in full intragroup assets and liabilities, equity, income, expenses and cash flows relating to transactions between entities of the Group (profits or losses resulting from intragroup transactions that are recognised in assets, are eliminated in full). Income Taxes applies to temporary differences that arise from the elimination of profits and losses resulting from intragroup transactions.

Profit or loss and each component of Other Comprehensive Income (OCI) are attributed to the equity holders of the parent of the Group and to the non-controlling interests, even if this results in the non-controlling interests having a deficit balance.

TAMBI & JAIPURKAR CHARTERED ACCOUNTANTS MUMBAI

EDEL FINANCE COMPANY LIMITED

Basis of consolidation (continued)

A change in the ownership interest of a subsidiary, without loss of control, is accounted for as an equity transaction. With respect to put options granted by the Group to the holders of non-controlling interests in a subsidiary, where the Group does not have a present ownership interest in the shares subject to put, till the put remains unexercised, non-controlling continues to be recognised including allocation of profit or loss, other comprehensive income and other changes in equity of the subsidiary. However, at each reporting date, the non-controlling interest is derecognised as if it were acquired at that date and a financial liability is recognised and measured at its fair value. The difference between these two amounts is recognised as an equity transaction and attributed to owners of the parent.

Given the level of judgement required regarding consolidation of structured entities, these considerations are described further in the significant accounting judgements. Disclosures for investment in subsidiaries, and structured entities are provided in notes to the consolidated financial statements.

Investment in associates

An associate is an entity over which the Group has the power to participate in the financial and operating policy decision of the investee, but it's not control or joint control over those policies.

The Group's investments in its associate is accounted for using the equity method. Under the equity method, the investment in an associate is initially recognised at cost. The carrying amount of the investment is adjusted to recognise changes in the Group's share of net assets of the associate since the acquisition date. The Statement of Profit and Loss reflects the Group's share of the results of operations of the associate. Any change in OCI of those investees is presented as part of the Group's OCI. In addition, when there has been a change recognised directly in the equity of the associate, the Group recognises its share of any changes, when applicable, in the Statement of Changes in Equity. Unrealised gains and losses resulting from transactions between the Group and the associate are eliminated to the extent of the interest in the associate.

5. Material accounting policies

5.1 Recognition of Interest income and Dividend income

5.1.1 Effective interest rate (EIR)

Under Ind AS 109 interest income is recorded using the effective interest rate (EIR) method for all financial instruments measured at amortised cost and debt instrument measured at FVOCI. The EIR is the rate that exactly discounts estimated future cash flows through the expected life of the financial instrument or, when appropriate a shorter period to the gross carrying amount of financial instrument.

The EIR is calculated by taking into account any discount or premium on acquisition, fees and costs that are an integral part of the EIR. The Group recognises interest income using a rate of return that represents the best estimate of a constant rate of return over the expected life of the financial asset. Hence, it recognises the effect of potentially different interest rates charged at various stages, and other characteristics of the product life cycle including prepayments penalty interest and charges.

If expectations regarding the cash flows on the financial asset are revised for reasons other than credit risk, the adjustment is booked as a positive or negative adjustment to the carrying amount of the asset in the balance sheet with an increase or reduction in interest income.

5.1.2 Interest Income

The Group calculates interest income by applying the EIR to the gross carrying amount of financial assets other than credit-impaired assets.

When a financial asset becomes credit-impaired and is, therefore, regarded as 'Stage 3', the Group calculates interest income by applying the EIR to the amortised cost (net of expected credit loss) of the financial asset. If the financial assets cures and is no longer credit-impaired, the Group reverts to calculating interest income on a gross basis.

Penal interest income on delayed EMI or pre EMI is recognised on receipt basis.

5.1.3 Dividend Income

The Group recognised dividend income when the Group's right to receive the payment has been established, it is probable that the economic benefits associated with the dividend will flow to the Group and the amount of the dividend can be measured reliably.

5.1.4 Fee and Commission Income

Fee and commission income include fees other than those that are an integral part of EIR. The Group recognises the fee and commission income in accordance with the terms of the relevant contracts / agreement and when it is probable that the Group will collect the consideration.

TAMBI & JAIPURKAR CHARTERED ACCOUNTANTS MUMBAI

EDEL FINANCE COMPANY LIMITED

Material accounting policies (continued)

5.1.5 Other Income

Other Income represents income earned from the activities incidental to the business and is recognised when the right to receive the income is established as per the terms of the contract. Other ancillary charges are recognized upon realisation.

5.1.6 Brokerage Income

Brokerage income is recognised as per contracted rates at the execution of transactions on behalf of the customers on the trade date and is reflected net of related sub-brokerage expenses, Goods and Service Tax ("GST"), transaction charges and stock exchange expenses.

5.1.7 Business support services Income

Business support services including web based services are accounted on accrual basis in accordance with the terms and contracts entered into between the Group and the counterparty.

5.1.8 Profit / loss on sale of investments is recognised on trade date basis.

5.1.9 Commodities sales are accounted when all obligations connected with the transfer of risks and rewards to the buyer have been fulfilled after the price has been determined and collection of the receivable is reasonably certain

5.1.10 Warehouse income is recognised on accrual basis by reference to the agreements entered with customers.

5.1.11 Interests on delayed payments, warehousing charges and rental income are recognised on accrual basis by reference to the agreements entered.

5.1.12 Profit / (loss) from share in partnership firm is accounted once the amount of the share of profit/ (loss) is ascertained and credited / debited to the Group's account in the books of the partnership firm.

5.1.13 Real estate advisory income is recognised basis the terms and conditions mentioned in the agreement.

5.1.14 Revenue from Investment management services

Revenue from Investment management services is recognised over the tenure in accordance with the terms and conditions of the investment management agreement with group companies. The investment manager, in addition to management fee, also receives a performance profit allocation in respect of all classes of units. The incentive fee is calculated at the end of every performance period on a unit-by-unit basis so that each class of unit is charged an incentive fee, which equates fairly with that unit's performance. At the end of each performance period, the incentive fee is calculated as a % of the appreciation in the NAV per class of unit (before accrual or deduction of the incentive fee) over the reference price per class of unit and after accounting for the hurdle rate.

Portfolio management fees are recognised over the tenure in accordance with portfolio management agreement entered with respective clients.

Revenue from fund management services (excluding mutual fund business) is recognised over the tenure in accordance with the terms and conditions of the investment management agreement between the Group and the Fund for which the Group acts as a fund manager.

TAMBI & JAIPURKAR CHARTERED ACCOUNTANTS MUMBAI

EDEL FINANCE COMPANY LIMITED

Material accounting policies (continued)

5.1.15 The trusteeship fee is recognised as mutually agreed between the trustee and the settler.

5.1.16 Revenue from contracts with customers

Revenue is measured at transaction price i.e., the amount of consideration to which the Group expects to be entitled in exchange for transferring promised goods or services to the customer, excluding amounts collected on behalf of third parties. The Group consider the terms of the contract and its customary business practices to determine the transaction price. Where the consideration promised is variable, the Group excludes the estimates of variable consideration that are constrained. The Group applies the five-step approach for the recognition of revenue:

I. Identification of contract
II. Identification of the separate performance obligation in the contract
III. Determination of transaction price
IV. Allocation of transaction price to separate performance obligation and
V. Recognition of revenue when (or as) each performance obligation is satisfied.

TAMBI & JAIPURKAR CHARTERED ACCOUNTANTS MUMBAI

EDEL FINANCE COMPANY LIMITED

Material accounting policies (continued)

5.2 Financial Instruments

5.2.1 Date of recognition

Financial assets and liabilities with exception of loans and borrowings are initially recognised on the trade date, i.e., the date the Group becomes a party to the contractual provisions of the instrument. This includes regular way trades: purchases or sales of financial assets that require delivery of assets within the time frame generally established by regulation or convention in the market place. Loans are recognised when funds are transferred to the customers' account. The Group recognises borrowings when funds are available for utilisation to the Group.

5.2.2 Initial measurement of financial instruments

Financial assets and financial liabilities are initially measured at fair value. Transaction costs that are directly attributable to the acquisition or issue of financial assets and financial liabilities (other than financial assets and financial liabilities at fair value through profit or loss) are added to or deducted from the fair value of the financial assets or financial liabilities, as appropriate, on initial recognition. Transaction costs directly attributable to the acquisition of financial assets or financial liabilities at fair value through profit or loss are recognised immediately in profit or loss.

5.2.3 Day 1 profit and loss

When the transaction price of the financial instrument differs from the fair value at origination and the fair value is based on a valuation technique using only inputs observable in market transactions, the Group recognises the difference between the transaction price and fair value in net gain on fair value changes. In those cases where fair value is based on models for which some of the inputs are not observable, the difference between the transaction price and the fair value is deferred and is only recognised in profit or loss when the inputs become observable, or when the instrument is derecognised.

5.2.4 Classification & measurement categories of financial assets and liabilities

The Group classifies all of its financial assets based on the business model for managing the assets and the asset's contractual terms, measured at either:

Financial assets carried at amortised cost (AC)

A financial asset is measured at amortised cost if it is held within a business model whose objective is to hold the asset in order to collect contractual cash flows and the contractual terms of the financial asset give rise on specified dates to cash flows that are solely payments of principal and interest on the principal amount outstanding. The changes in carrying value of financial assets is recognised in profit and loss account.

Sale that occur for below reason are considered as consistent with business model whose objective is to hold financial assets in order to collect contractual cash flows.

- If those sales are infrequent (even if significant in value) or insignificant in value both individually and in aggregate (even if frequent).
- If such sales are made close to maturity of financial asset and proceeds from sale approximate the collection of the remaining contractual cash flow
- Selling a financial asset because of significant increase in credit risk.

TAMBI & JAIPURKAR CHARTERED ACCOUNTANTS MUMBAI

EDEL FINANCE COMPANY LIMITED

Material accounting policies (continued)

Financial assets at fair value through other comprehensive income (FVTOCI)

A financial asset is measured at FVTOCI if it is held within a business model whose objective is achieved by both collecting contractual cash flows and selling financial assets and the contractual terms of the financial asset give rise on specified dates to cash flows that are solely payments of principal and interest on the principal amount outstanding. The changes in fair value of financial assets is recognised in Other Comprehensive Income.

Financial assets at fair value through profit or loss (FVTPL)

A financial asset which is not classified in any of the above categories are measured at FVTPL. The Group measures all financial assets classified as FVTPL at fair value at each reporting date. The changes in fair value of financial assets is recognised in Profit and loss account.

5.3 Financial assets and liabilities

5.3.1 Amortized cost and effective interest method

The effective interest method is a method of calculating the amortised cost of a debt instrument and of allocating interest income over the relevant period.

For financial instruments other than purchased or originated credit-impaired financial assets, the effective interest rate is the rate that exactly discounts estimated future cash receipts (including all fees and points paid or received that form an integral part of the effective interest rate, transaction costs and other premiums or discounts) excluding expected credit losses, through the expected life of the debt instrument, or, where appropriate, a shorter period, to the gross carrying amount of the debt instrument on initial recognition.

The amortised cost of a financial asset is the amount at which the financial asset is measured at initial recognition minus the principal repayments, plus the cumulative amortisation using the effective interest method of any difference between that initial amount and the maturity amount, adjusted for any loss allowance. On the other hand, the gross carrying amount of a financial asset is the amortised cost of a financial asset before adjusting for any loss allowance.

5.3.2 Financial assets held for trading

The Group classifies financial assets as held for trading when they have been purchased or issued primarily for short-term profit making through trading activities or form part of a portfolio of financial instruments that are managed together, for which there is evidence of a recent pattern of short-term profit taking. Held for trading assets and liabilities are recorded and measured in the balance sheet at fair value. Changes in fair value are recognised in net gain on fair value changes.

5.3.3 Financial assets measured at FVOCI - Loans

Unrealised gains or losses on debt instruments measured at FVOCI are recognised in other comprehensive income, and on derecognition of such instrument accumulated gains or losses are recycled to profit and loss statement. Interest income on such instrument is recognised in profit and loss statement using EIR method.

5.3.4 Investment in equity instruments

The Group subsequently measures all equity investments at fair value through profit or loss, unless the management has elected to irrevocably classify some of its strategic equity investments to be measured at FVOCI. Such classification is determined on an instrument-by-instrument basis. Investments in subsidiaries and associates are carried at cost as permitted under Ind AS 27 (Consolidated and Separate Financial Statements). The investment in other group companies are carried at cost less provision for impairment. (subsidiaries,

Material accounting policies (continued)

associates, and other group companies).

5.3.5 Financial liabilities

All financial liabilities are measured at amortised cost except loan commitments, financial guarantees, and derivative financial liabilities.

5.3.6 Derivative financial instruments

Initial recognition and subsequent measurement

The Group uses derivative financial instruments, such as forward currency contracts, interest rate swaps and forward commodity contracts, to hedge its foreign currency risks, interest rate risks and commodity price risks, respectively. Such derivative financial instruments are initially recognised at fair value on the date on which a derivative contract is entered into and are subsequently re-measured at fair value. Derivatives are carried as financial assets when the fair value is positive and as financial liabilities when the fair value is negative.

Initial recognition and subsequent measurement (continued)

Any gains or losses arising from changes in the fair value of derivatives are taken directly to profit or loss, except for the effective portion of cash flow hedges, which is recognised in OCI and later reclassified to profit or loss when the hedge item affects profit or loss or treated as basis adjustment if a hedged forecast transaction subsequently results in the recognition of a non-financial asset or non-financial liability.

The Group issues non-convertible debentures, the return of which is linked to performance of specified indices over the period of the debenture. Group enters into derivative contracts to effectively mitigate the risk on such exposure by either minimising the loss or earn a minimum committed income (say for example purchased call and put options) with a wide range of strike prices. This risk mitigation plan has been approved by the risk committee.
Derivatives are initially recognised at fair value and are subsequently re-measured at fair value and the resulting gain or loss is recognised in profit or loss immediately.

Embedded derivatives

An embedded derivative is a component of a hybrid instrument that also includes a non-derivative host contract with the effect that some of the cash flows of the combined instrument vary in a way similar to a standalone derivative An embedded derivative causes some or all of the cash flows that otherwise would be required by the contract to be modified according to a specified interest rate, foreign exchange rate, or other variable, provided that, in the case of a non-financial variable, it is not specific to a party to the contract.

Derivatives embedded in all other host contracts are accounted for as separate derivatives and recorded at fair value if their economic characteristics and risks are not closely related to those of the host contracts and the host contracts are not held for trading or designated at fair value though profit or loss. These embedded derivatives are measured at fair value with changes in fair value recognised in profit or loss, unless designated as effective hedging instruments.

Forward Rate Agreement (FRA) and Interest Rate Futures (IRF)

The Group enters into interest rate derivative transactions i.e. Forward Rate Agreement (FRA) and Interest Rate Futures (IRF) to hedge the interest rate risk arising out of highly probable forecasted future cash inflows.

TAMBI & JAIPURKAR ★ CHARTERED ACCOUNTANTS ★ MUMBAI

EDEL FINANCE COMPANY LIMITED ★

Material accounting policies (continued)

A Forward Rate Agreement ("FRA") is a forward contract to hedge the risk of movements in interest rates. In FRA contract, Group fixes the yield on the government bond for the period till the maturity of the contract. The Group has entered into FRA to hedge interest rate risk on forecasted premium receivable from already written policies at future dates.

Forward Rate Agreement derivative contracts are over-the-counter (OTC) transactions, agreeing to buy notional value of a debt security at a specified future date, at a price determined at the time of the contract with an objective to lock in the price of an interest bearing security at a future date.

The Forward Rate Agreement (FRA) contract is valued at the difference between the market value of underlying bond at the spot reference yield taken from the SEBI approved rating agency and present value of contracted forward price of underlying bond including present value of intermediate coupon inflows from valuation date till FRA contract settlement date, at applicable INR-OIS rate curve.

Interest rate futures are standardized interest rate derivative contracts which are permitted by IRDAI to hedge risks on forecasted transactions. These are traded on a recognized stock exchange to buy or sell a notional security or any other interest-bearing instrument or an index of such instruments or interest rates at a specified future date, at a price determined at the time of the contract.

The instrument is classified as FVTPL securities and the net gain on fair value change is recognized in the Statement of Profit and Loss.

Derivatives Instruments are initially recognized at fair value at the date of entering into the derivative contracts and are subsequently re-measured to their fair value at the end of each reporting period. The Group follows Cash Flow Hedge accounting. Hedge effectiveness is ascertained at the inception of the hedge and periodically thereafter.

At the inception of the hedge, the Company documents the relationship between the hedging instrument and the hedged item, the risk management objective, strategy for undertaking the hedge and the methods used to assess the hedge effectiveness. Hedge effectiveness is the degree to which changes in the fair value or cash flows of the hedged item that are attributable to a hedged risk are offset by changes in the fair value or cash flows of the hedging instrument. Hedge effectiveness is ascertained at the time of inception of the hedge and periodically thereafter at Balance Sheet date.

The portion of fair value gain/loss on the IRD that is determined to be an effective hedge is recognized directly in appropriate account i.e. 'Fair value gain/loss on derivatives' under the head Other Comprehensive Income and accumulated under the head of Cash Flow Hedge Reserve in the Balance Sheet and the portion of IRD fair value gain/loss that gets determined as ineffective hedge or ineffective portion of effective hedge, basis the hedge effectiveness assessment is recognized in the Statement of Profit and Loss.

The accumulated gains or losses that were recognised directly in the Hedge Reserve are reclassified into Statement of Profit and Loss, in the same period during which the income from hedged forecasted cash flows affect the Statement of Profit and Loss (such as in the periods that income on the investments acquired from underlying forecasted cashflow is recognized in the Statement of Profit and Loss). In the event that all or any portion of loss or gain, recognised directly in the Hedge Reserve is not expected to be recovered in future periods, the amount that is not expected to be recovered is reclassified to the Statement of Profit and Loss. Gains or losses arising from hedge ineffectiveness, if any, are recognised in the Statement of Profit and Loss. Costs associated with derivative contracts are considered as at a point in time cost.

TAMBI & JAIPURKAR ★ MUMBAI ★ CHARTERED ACCOUNTANTS
EDEL FINANCE COMPANY LIMITED ★

Material accounting policies (continued)

5.3.7 Debt securities and other borrowed funds

After initial measurement, debt issued, and other borrowed funds are subsequently measured at amortised cost. Amortised cost is calculated by taking into account any discount or premium on issue funds, and costs that are an integral part of the instrument.

The Group has issued certain non-convertible debentures, the return of which is linked to performance of specified indices over the period of the debenture. Such debentures have a component of an embedded derivative which is fair valued at a reporting date. The resultant 'net unrealised loss or gain' on the fair valuation of these embedded derivatives is recognised in the statement of profit and loss. The debt component of such debentures is measured at amortised cost using yield to maturity basis.

5.3.8 Financial assets and financial liabilities at fair value through profit or loss

Financial assets and financial liabilities in this category are those that are not held for trading and have been either designated by management upon initial recognition or are mandatorily required to be measured at fair value under Ind AS 109. Management only designates an instrument at FVTPL upon initial recognition when one of the following criteria are met. Such designation is determined on an instrument-by-instrument basis.

- The designation eliminates, or significantly reduces, the inconsistent treatment that would otherwise arise from measuring the assets or liabilities or recognising gains or losses on them on a different basis; Or

- The liabilities are part of a group of financial liabilities, which are managed, and their performance evaluated on a fair value basis, in accordance with a documented risk management or investment strategy; Or

- The liabilities containing one or more embedded derivatives, unless they do not significantly modify the cash flows that would otherwise be required by the contract, or it is clear with little or no analysis when a similar instrument is first considered that separation of the embedded derivative(s) is prohibited.

Financial assets and financial liabilities at FVTPL are recorded in the balance sheet at fair value. Changes in fair value are recorded in profit and loss with the exception of movements in fair value of liabilities designated at FVTPL due to changes in the Company's own credit risk. Such changes in fair value are recorded in the Own credit reserve through OCI and do not get recycled to the profit or loss. Interest earned or incurred on instruments designated at FVTPL is accrued in interest income or finance cost, respectively, using the EIR, taking into account any discount/ premium and qualifying transaction costs being an integral part of instrument. Interest earned on assets mandatorily required to be measured at FVTPL is recorded using contractual interest rate.

5.3.9 Financial guarantee

Financial guarantees are contracts that require the Group to make specified payments to reimburse to holder for loss that it incurs because a specified debtor fails to make payment when it is due in accordance with the terms of a debt instrument.

Financial guarantee issued or commitments to provide a loan at below market interest rate are initially measured at fair value and the initial fair value is amortised over the life of the guarantee or the commitment. Subsequently they are measured at higher of this amortised amount and the amount of loss allowance

TAMBI & JAIPURKAR CHARTERED ACCOUNTANTS MUMBAI
EDEL FINANCE COMPANY LIMITED

Material accounting policies (continued)

5.3.10 Loan commitment

Undrawn loan commitments are commitments under which, the Group is required to provide a loan with pre-specified terms to the customer during the duration of commitment

5.3.11 Financial liabilities and equity instruments

Financial instruments issued by the Group are classified as either financial liabilities or as equity in accordance with the substance of the contractual arrangements and the definitions of a financial liability and an equity instrument.

An equity instrument is any contract that evidences a residual interest in the assets of an entity after deducting all of its liabilities. Equity instruments issued by the Group entity are recognised at the proceeds received, net of direct issue costs.

Repurchase of the Group's own equity instruments is recognised and deducted directly in equity. No gain or loss is recognised in profit or loss on the purchase, sale, issue or cancellation of the Group's own equity instruments.

5.3.12 Reclassification of financial assets and liabilities

The Group does not reclassify its financial assets subsequent to their initial recognition, apart from the exceptional circumstances in which the Group acquires, disposes of, or terminates a business line. Financial Liabilities are never reclassified.

5.3.13 Derecognition of financial Instruments

Derecognition of financial asset

A financial asset (or, where applicable a part of a financial asset or a part of a group of similar financial assets) is derecognised when the rights to receive cash flows from the financial asset have expired. The Group also derecognises the financial asset if it has both transferred the financial asset and the transfer qualifies for derecognition.

The Group has transferred the financial asset if, and only if, either.

- The Group has transferred the rights to receive cash flows from the financial asset or
- It retains the contractual rights to receive the cash flows of the financial asset, but assumed a contractual obligation to pay the cash flows in full without material delay to third party under pass through arrangement.

Pass-through arrangements are transactions whereby the Group retains the contractual rights to receive the cash flows of a financial asset (the 'original asset'), but assumes a contractual obligation to pay those cash flows to one or more entities (the 'eventual recipients'), when all of the following conditions are met:

- The Group has no obligation to pay amounts to the eventual recipients unless it has collected equivalent amounts from the original asset, excluding short-term advances with the right to full recovery of the amount lent plus accrued interest at market rates.
- The Group cannot sell or pledge the original asset other than as security to the eventual recipients.

TAMBI & JAIPURKAR CHARTERED ACCOUNTANTS MUMBAI

EDEL FINANCE COMPANY LIMITED

Material accounting policies (continued)

The Group has to remit any cash flows it collects on behalf of the eventual recipients without material delay. In addition, the Group is not entitled to reinvest such cash flows, except for investments in cash or cash equivalents including interest earned, during the period between the collection date and the date of required remittance to the eventual recipients.

A transfer only qualifies for derecognition if either:

- The Group has transferred substantially all the risks and rewards of the asset; or
- The Group has neither transferred nor retained substantially all the risks and rewards of the asset, but has transferred control of the asset.

The Group considers control to be transferred if and only if, the transferee has the practical ability to sell the asset in its entirety to an unrelated third party and is able to exercise that ability unilaterally and without imposing additional restrictions on the transfer.

The Group also derecognises a financial asset, when the terms and conditions have been renegotiated to the extent that, substantially, it becomes a new financial asset, with the difference recognised as a derecognition gain or loss, to the extent that an impairment loss has not already been recorded. The newly recognised financial assets are classified as Stage 1 for ECL measurement purposes, unless the new financial asset is deemed to be POCI.

If the modification does not result in cash flows that are substantially different, the modification does not result in derecognition. Based on the change in cash flows discounted at the original EIR, the Group records a modification gain or loss, to the extent that an impairment loss has not already been recorded.

Derecognition of financial liabilities

A financial liability is derecognised when the obligation under the liability is discharged, cancelled or expires. Where an existing financial liability is replaced by another from the same lender on substantially different terms, or the terms of an existing financial liability are substantially modified, such an exchange or modification is treated as a derecognition of the original financial liability and the recognition of a new financial liability. The difference between the carrying value of the original financial liability and the consideration paid is recognised in profit or loss.

TAMBI & JAIPURKAR CHARTERED ACCOUNTANTS MUMBAI

EDEL FINANCE COMPANY LIMITED

Material accounting policies (continued)

5.4 Impairment of financial assets

The Group records provisions based on expected credit loss model ("ECL") on all loans, other debt financial assets measured at amortised cost together with undrawn loan commitment and financial guarantee contracts, in this section all referred to as "Financial instrument". Equity instruments are not subject to impairment.

ECL is a probability-weighted estimate of credit losses. A credit loss is the difference between the cash flows that are due to an entity in accordance with the contract and the cash flows that the entity expects to receive discounted at the original effective interest rate. Because ECL consider the amount and timing of payments, a credit loss arises even if the entity expects to be paid in full but later than when contractually due.

Simplified approach

The Group follows 'simplified approach' for recognition of impairment loss allowance on trade receivables. The application of simplified approach does not require the Group to track changes in credit risk. Rather, it recognises impairment loss allowance based on lifetime ECLs at each reporting date, right from its initial recognition. The Group uses a provision matrix to determine impairment loss allowance on portfolio of its receivables. The provision matrix is based on its historically observed default rates over the expected life of the receivables. However, if receivables contain a significant financing component, the Group chooses as its accounting policy to measure the loss allowance by applying general approach to measure ECL.

General approach

For all other financial instruments, the Group recognises lifetime ECL when there has been a significant increase in credit risk (SICR) since initial recognition. If, on the other hand, the credit risk on the financial instrument has not increased significantly since initial recognition, the Group measures the loss allowance for that financial instrument at an amount equal to 12-month expected credit losses (12m ECL). The assessment of whether lifetime ECL should be recognised is based on significant increases in the likelihood or risk of a default occurring since initial recognition instead of an evidence of a financial asset being credit-impaired at the reporting date or an actual default occurring.

Lifetime ECL represents the expected credit losses that will result from all possible default events over the expected life of a financial instrument. In contrast, 12m ECL represents the portion of lifetime ECL that is expected to result from default events on a financial instrument that are possible within 12 months after the reporting date.

The measurement of expected credit losses is a function of the probability of default (PD), loss given default (LGD) (i.e., the magnitude of the loss if there is a default) and the exposure at default. The assessment of the probability of default and loss given default is based on historical data adjusted by forward-looking information. As for the exposure at default (EAD), for financial assets, this is represented by the assets' gross carrying amount at the reporting date; for loan commitments and financial guarantee contracts, the exposure includes the amount drawn down as at the reporting date, together with any additional amounts expected to be drawn down in the future by default date determined based on historical trend, the Group's understanding of the specific future financing needs of the debtors, and other relevant forward-looking information.

For financial assets, ECL is estimated as the difference between all contractual cash flows that are due to the Group in accordance with the contract and all the cash flows that the Group expects to receive, discounted at the original effective interest rate. The Group recognises an impairment loss or reversal of impairment loss in the reformatted consolidated statement of profit and loss with a corresponding adjustment to their carrying amount through a loss allowance account.

TAMBI & JAIPURKAR CHARTERED ACCOUNTANTS MUMBAI

EDEL FINANCE COMPANY LIMITED

Material accounting policies (continued)

If a financial instrument includes both a loan (i.e., financial asset) and an undrawn commitment (i.e. loan commitment) component and the Group cannot separately identify the ECL on the loan commitment component from those on the financial asset component, the ECL on the loan commitment have been recognised together with the loss allowance for the financial asset. To the extent that the combined ECL exceed the gross carrying amount of the financial asset, the ECL have been recognised as a provision. Also, for other loan commitments and all financial guarantee contracts, the loss allowance has been recognised as a provision.

5.5 Collateral valuation

To mitigate its credit risks on financial assets, the Group seeks to use collateral, where possible. The collateral comes in various forms, such as cash, securities, letters of credit/guarantees, real estate, receivables, inventories, other non-financial assets and credit enhancements such as netting agreements. Collateral, unless repossessed, is not recorded on the balance sheet. However, the fair value of collateral affects the calculation of ECLs. It is generally assessed, at a minimum, at inception and re-assessed on a periodical basis. However, some collateral, for example, cash or securities relating to margining requirements, is valued daily.

To the extent possible, the Group uses active market data for valuing financial assets held as collateral. Other financial assets which do not have readily determinable market values are valued using models.

5.6 Write-offs

Financial assets are written off either partially or in their entirety only when the Group has no reasonable expectation of recovery. Any subsequent recoveries are credited to impairment on financial instrument on statement of profit and loss.

5.7 Redeemable preference shares

Redeemable preference shares issued are classified as financial liabilities and are measured at fair value at inception and at amortised cost subsequently.
Where the transaction price for the preference shares issued differs from the fair value, the difference is recognized in profit or loss unless the difference is a deemed capital contribution from the Group, in which case, the said difference is recognized in equity.
In accounting for these preference shares at amortised cost subsequent to initial recognition, interest expense based on the effective interest rate is recognized in profit or loss. This effective interest rate is based on the initial measurement of the preference shares (fair value) and the maturity amount. Any gain or loss on derecognition is recognized in profit or loss unless the difference is due to a transaction with a related party, in which case, the same is recognized as a deemed distribution or return of deemed capital contribution, as the case may be.

5.8 Compulsory Convertible Instruments

Compulsory Convertible Debentures/ Preference shares are separated into liability and equity components based on the terms of the contract. At the inception of the Compulsory Convertible Instruments, the following two elements will be separated:

(a) a liability component arising from the interest payments; and
(b) an equity component representing the delivery of fixed number of equity shares in future.

On issuance of the Compulsory Convertible Instrument, the fair value of the liability portion is determined using a market interest rate for an equivalent non convertible bonds. This amount is recorded as a liability on an amortised cost basis until extinguished on conversion of the bonds. The remainder of the proceeds is attributable to the equity portion of the compound instrument since it meets Ind AS 32, Financial Instruments: Presentation,

Material accounting policies (continued)

criteria for fixed to fixed classification. The carrying amount of the equity component is not subsequently re-measured.

5.9 Fair value of financial instruments

The fair value of financial instruments is the price that would be received to sell an asset or paid to transfer a liability in an orderly transaction in the principal (or most advantageous) market at the measurement date under current market conditions (i.e., an exit price) regardless of whether that price is directly observable or estimated using another valuation technique. When the fair values of financial assets and financial liabilities recorded in the balance sheet cannot be derived from active markets, they are determined using a variety of valuation techniques that include the use of valuation models. The inputs to these models are taken from observable markets where possible, but where this is not feasible, estimation is required in establishing fair values. Judgements and estimates include considerations of liquidity and model inputs related to items such as credit risk (both own and counterparty), funding value adjustments, correlation and volatility.

Determination of fair value

The Group measures financial instruments, such as, derivatives at fair value at each balance sheet date. Fair value is the price that would be received to sell an asset or paid to transfer a liability in an orderly transaction between market participants at the measurement date. The fair value measurement is based on the presumption that the transaction to sell the asset or transfer the liability takes place either:

- In the principal market for the asset or liability, or
- In the absence of a principal market, in the most advantageous market for the asset or liability. The principal or the most advantageous market must be accessible by the Group.

The fair value of an asset or a liability is measured using the assumptions that market participants would use when pricing the asset or liability, assuming that market participants act in their economic best interest. A fair value measurement of a non-financial asset takes into account a market participant's ability to generate economic benefits by using the asset in its highest and best use or by selling it to another market participant that would use the asset in its highest and best use. The Group uses valuation techniques that are appropriate in the circumstances and for which sufficient data are available to measure fair value, maximising the use of relevant observable inputs and minimising the use of unobservable inputs. In order to show how fair values have been derived, financial instruments are classified based on a hierarchy of valuation techniques, as summarised below:

- Level 1 financial instruments –Those where the inputs used in the valuation are unadjusted quoted prices from active markets for identical assets or liabilities that the Group has access to at the measurement date. The Group considers markets as active only if there are sufficient trading activities with regards to the volume and liquidity of the identical assets or liabilities and when there are binding and exercisable price quotes available on the balance sheet date.
- Level 2 financial instruments–Those where the inputs that are used for valuation and are significant, are derived from directly or indirectly observable market data available over the entire period of the instrument's life.
- Level 3 financial instruments –Those that include one or more unobservable input that is significant to the measurement as whole. For assets and liabilities that are recognised in the financial statements on a recurring basis, the Group determines whether transfers have occurred between levels in the hierarchy by re-assessing categorization (based on the lowest level input that is significant to the fair value measurement as a whole) at the end of each reporting period. The Group periodically reviews its valuation techniques including the adopted methodologies and model calibrations.

TAMBI & JAIPURKAR CHARTERED ACCOUNTANTS MUMBAI

EDEL FINANCE COMPANY LIMITED

Material accounting policies (continued)

Therefore, the Group applies various techniques to estimate the credit risk associated with its financial instruments measured at fair value, which include a portfolio-based approach that estimates the expected net exposure per counterparty over the full lifetime of the individual assets, in order to reflect the credit risk of the individual counterparties for non-collateralised financial instruments.
The Group evaluates the levelling at each reporting period on an instrument-by-instrument basis and reclassifies instruments when necessary based on the facts at the end of the reporting period.

5.10 Leases

Group as a lessee

The Group assesses at contract inception whether a contract is, or contains, a lease. That is, if the contract conveys the right to control the use of an identified asset for a period of time in exchange for consideration. The Group applies a single recognition and measurement approach for all leases, except for short-term leases and leases of low-value assets. The Group recognises lease liabilities to make lease payments and right-of-use assets representing the right to use the underlying assets.

Right of use assets

The Group recognises right-of-use assets at the commencement date of the lease (i.e., the date the underlying asset is available for use). Right-of-use assets are measured at cost, less any accumulated depreciation and impairment losses, and adjusted for any remeasurement of lease liabilities. The cost of right-of-use assets includes the amount of lease liabilities recognised, initial direct costs incurred, and lease payments made at or before the commencement date less any lease incentives received. Right-of-use assets are depreciated on a straight-line basis over the shorter of the lease term and the estimated useful lives of the assets.

Lease Liabilities

At the commencement date of the lease, the Group recognises lease liabilities measured at the present value of lease payments to be made over the lease term. The lease payments include fixed payments (including in substance fixed payments) less any lease incentives receivable, variable lease payments that depend on an index or a rate, and amounts expected to be paid under residual value guarantees. In calculating the present value of lease payments, the Group uses its incremental borrowing rate at the lease commencement date because the interest rate implicit in the lease is not readily determinable. After the commencement date, the amount of lease liabilities is increased to reflect the accretion of interest and reduced for the lease payments made. In addition, the carrying amount of lease liabilities is remeasured if there is a modification, a change in the lease term, a change in the lease payments (e.g., changes to future payments resulting from a change in an index or rate used to determine such lease payments) or a change in the assessment of an option to purchase the underlying asset.

Short term lease

The Group has elected not to recognise right of use asset and lease liabilities for short term leases of property that has lease term of 12 months or less. The Group recognises lease payment associated with these leases as an expense on a straight- line basis over lease term.

Group as a lessor

Leases in which the Group does not transfer substantially all the risks and rewards incidental to ownership of an asset is classified as operating leases. Rental income arising is accounted for on a straight-line basis over the lease terms. Initial direct costs incurred in negotiating and arranging an operating lease are added to the carrying

TAMBI & JAIPURKAR * CHARTERED ACCOUNTANTS * MUMBAI

EDEL FINANCE COMPANY LIMITED

Material accounting policies (continued)

amount of the leased asset and recognised over the lease term on the same basis as rental income. Contingent rents are recognised as revenue in the period in which they are earned.

Leases are classified as finance leases when substantially all of the risks and rewards of ownership transfer from the Group to the lessee. Amounts due from lessees under finance leases are recorded as receivables at the Group's net investment in the leases. Finance lease income is allocated to accounting periods so as to reflect a constant periodic rate of return on the net investment outstanding in respect of the lease.

5.11 Earnings per share

Basic earnings per share is computed by dividing the net profit after tax attributable to the equity shareholders for the year by the weighted average number of equity shares outstanding for the year.

Diluted earnings per share reflect the potential dilution that could occur if securities or other contracts to issue equity shares were exercised or converted during the year. Diluted earnings per share is computed by dividing the net profit after tax attributable to the equity shareholders for the year by weighted average number of equity shares considered for deriving basic earnings per share and weighted average number of equity shares that could have been issued upon conversion of all dilutive potential equity shares.

5.12 Foreign currency transactions

The consolidated financial statements are presented in Indian Rupees which is also functional currency of the Group. Transactions in currencies other than Indian Rupees (i.e., foreign currencies) are recognised at the rates of exchange prevailing at the dates of the transactions. At the end of each reporting period, monetary items denominated in foreign currencies are retranslated at the rates prevailing at that date. Non-monetary items carried at fair value that are denominated in foreign currencies are retranslated at the rates prevailing at the date when the fair value was determined. Non-monetary items that are measured in terms of historical cost in a foreign currency are not retranslated.

Exchange differences on monetary items are recognised in profit or loss in the period in which they arise.

5.13 Retirement and other employee benefit

5.13.1 Provident fund and national pension scheme

The Group contributes to a recognised provident fund and national pension scheme which is a defined contribution scheme. The contributions are accounted for on an accrual basis and recognised in the statement of profit and loss.

5.13.2 Gratuity

The Group's gratuity scheme is a defined benefit plan. The Group's net obligation in respect of the gratuity benefit scheme is calculated by estimating the amount of future benefit that the employees have earned in return for their service in the current and prior periods, that benefit is discounted to determine its present value, and the fair value of any plan assets, if any, is deducted. The present value of the obligation under such benefit plan is determined based on independent actuarial valuation using the Projected Unit Credit Method. Benefits in respect of gratuity are funded with an insurance company approved by Insurance Regulatory and Development Authority (IRDA).

Remeasurements, comprising of actuarial gains and losses, the effect of the asset ceiling, excluding amounts included in net interest on the net defined benefit liability and the return on plan assets (excluding amounts included in net interest on the net defined benefit liability), are recognised immediately in the balance sheet with a corresponding debit or credit to retained earnings through OCI in the period in which they occur.

TAMBI & JAIPURKAR CHARTERED ACCOUNTANTS MUMBAI

EDEL FINANCE COMPANY LIMITED

Material accounting policies (continued)

Remeasurements are not reclassified to profit or loss in subsequent periods.

5.13.3 Compensated Absences

The eligible employees of the Group are permitted to carry forward certain number of their annual leave entitlement to subsequent years, subject to a ceiling. The Group recognises the charge in the statement of profit and loss and corresponding liability on such non-vesting accumulated leave entitlement based on a valuation by an independent actuary. The cost of providing annual leave benefits is determined using the projected unit credit method.

5.14 Share-based payment arrangements

Equity-settled share-based payments to employees are granted by the ultimate parent Group. These are measured by reference to the fair value of the equity instruments at the grant date. These includes Stock Appreciation Rights ("SAR"s) where the right to receive the difference between the SAR price and the market price of equity shares of the ultimate parent Group on the date of exercise, either by way of cash or issuance of equity shares of the ultimate parent Group, is at the discretion of the ultimate parent Group. These are classified as equity settled share based transaction.

The fair value determined at the grant date of the equity-settled share-based payments is expensed over the vesting period, based on the Group's estimate of equity instruments that will eventually vest, with a corresponding increase in equity. At the end of each reporting period, the Group revises its estimate of the number of equity instruments expected to vest. The impact of the revision of the original estimates, if any, is recognised in profit or loss such that the cumulative expense reflects the revised estimate, with a corresponding adjustment to the 'ESOP reserve'. In cases where the share options granted vest
in instalments over the vesting period, the Group treats each instalment as a separate grant, because each instalment has a different vesting period, and hence the fair value of each instalment differs.

Employee Stock Option Plans (ESOPs) / Stock Appreciation Rights (SARs)

The Holding Company (Edelweiss Financial Services Limited ("EFSL")) has Employee Stock Option Plans and Stock Appreciation Rights in force. Based on such schemes, parent entity has granted an ESOP/SAR option to acquire equity shares of EFSL that would vest in a graded manner to company's employees. Based on group policy / arrangement, EFSL has charged the fair value of such stock options, Company has accepted such cross charge and recognised the same under the employee cost.

5.15 Property, plant and equipment and right – of – use assets

Property, Plant and Equipment is stated at cost excluding the costs of day–to–day servicing, less accumulated depreciation and accumulated impairment in value. Changes in the expected useful life are accounted for by changing the amortisation period or methodology, as appropriate, and treated as changes in accounting estimates.

Subsequent costs incurred on an item of property, plant and equipment are recognised in the carrying amount thereof when those costs meet the recognition criteria as mentioned above. Repairs and maintenance are recognised in profit or loss as incurred.

Capital work in progress is stated at cost, net of accumulated impairment loss, if any.
Depreciation is recognised so as to write off the cost of assets (other than freehold land and properties under construction) less their residual values over their useful lives. Depreciation is provided on a written down value basis from the date the asset is ready for its intended use or put to use whichever is earlier. In respect of assets sold, depreciation is provided up to the date of disposal.

TAMBI & JAIPURKAR ★ MUMBAI ★ CHARTERED ACCOUNTANTS

EDEL FINANCE COMPANY LIMITED ★

Material accounting policies (continued)

As per the requirement of Schedule II of the Companies Act, 2013, the Group has evaluated the useful lives of the respective fixed assets which are as per the provisions of Part C of the Schedule II for calculating the depreciation. The estimated useful lives of the fixed assets are as follows:
Estimated useful lives of the assets are as follows:

Nature of assets	Estimated Useful Life
Building (Other than Factory Building)	60 years
Plant and equipments	15 years
Furniture and fittings	10 years
Vehicles	8 years
Office equipments	5 years
Computers - Servers and networks	6 years
Computers - End user devices, such as desktops, laptops, etc.	3 years

An item of property, plant and equipment is derecognised upon disposal or when no future economic benefits are expected to arise from the continued use of the asset. The carrying amount of those components which have been separately recognised as assets is derecognised at the time of replacement thereof. Any gain or loss arising on the disposal or retirement of an item of property, plant and equipment is determined as the difference between the sales proceeds and the carrying amount of the asset and is recognised in profit or loss.

The residual values, useful lives and methods of depreciation of property, plant and equipment are reviewed at each financial year end and adjusted prospectively, if appropriate.

Land and buildings are subsequently shown at fair value based on periodic valuations by external independent valuers, less subsequent depreciation for buildings. Valuations will be carried out on a regular basis, unless the management consider it appropriate to have an earlier revaluation, such that the carrying amount of property does not differ materially from that which would be determined using fair values at the end of the reporting period. Any accumulated depreciation at the date of revaluation is eliminated against the gross carrying amount of the asset, and the net amount is restated to the revalued amount of the asset.

Subsequent measurement of land and building under revaluation model

Increases in the carrying amount arising on revaluation of land and buildings are credited to other comprehensive income and shown as a revaluation reserve in shareholders' equity. An exception is a gain on revaluation that reverses a revaluation decrease (impairment) on the same asset previously recognised as an expense. Decreases that offset previous increases of the same asset are charged in other comprehensive income and debited against the revaluation reserve directly in equity; all other decreases are charged to profit or loss. Each year the difference between depreciation based on the revalued carrying amount of the asset charged to profit or loss and depreciation based on the asset's original cost is transferred from the revaluation reserve to retained earnings.

Right-of-use assets are presented together with property and equipment in the statement of financial position. Right-of-use assets are depreciated on a straight-line basis over the lease term.

An item of property, plant and equipment is derecognised upon disposal or when no future economic benefits are expected to arise from the continued use of the asset. The carrying amount of those components which have

TAMBI & JAIPURKAR CHARTERED ACCOUNTANTS MUMBAI
EDEL FINANCE COMPANY LIMITED

Material accounting policies (continued)

been separately recognised as assets is derecognised at the time of replacement thereof. Any gain or loss arising on the disposal or retirement of an item of property, plant and equipment is determined as the difference between the sales proceeds and the carrying amount of the asset and is recognised in profit or loss.

The residual values, useful lives and methods of depreciation of property, plant and equipment are reviewed at each financial year end and adjusted prospectively, if appropriate.

5.16 Intangible assets:

Intangible assets are recorded at the consideration paid for the acquisition of such assets and are carried at cost less accumulated amortization and impairment, if any.

Intangibles such as software are amortised over a period of 3 years based on its estimated useful life.

Intangible assets under development are recorded at the consideration paid for the acquisition of such assets.

5.17 Impairment of non-financial assets:

The Group assesses at each balance sheet date whether there is any indication that an asset may be impaired based on internal/external factors. If any such indication exists, the Group estimates the recoverable amount of the asset. If such recoverable amount of the asset or the recoverable amount of cash generating unit which the asset belongs to is less than its carrying amount, the carrying amount is reduced to its recoverable amount. The reduction is treated as an impairment loss and is recognized in the statement of profit and loss. If at the balance sheet date there is an indication that a previously assessed impairment loss no longer exists, the recoverable amount is reassessed, and the asset is reflected at the recoverable amount subject to a maximum of the depreciable historical cost.

5.18 Provisions and other contingent liabilities:

Provisions are recognised when the Group has a present obligation (legal or constructive) as a result of a past event, it is probable that the Group will be required to settle the obligation, and a reliable estimate can be made of the amount of the obligation.

If the effect of the time value of money is material, provisions are determined by discounting the expected future cash flows to net present value using an appropriate pre-tax discount rate that reflects current market assessments of the time value of money and, where appropriate, the risks specific to the liability.

A present obligation that arises from past events, where it is either not probable that an outflow of resources will be required to settle or a reliable estimate of the amount cannot be made, is disclosed as a contingent liability. Contingent liabilities are also disclosed when there is a possible obligation arising from past events, the existence of which will be confirmed only by the occurrence or non-occurrence of one or more uncertain future events not wholly within the control of the Group. Claims against the Group, where the possibility of any outflow of resources in settlement is remote, are not disclosed as contingent liabilities.

Contingent assets are not recognised in the financial statements since this may result in the recognition of income that may never be realised. However, when the realisation of income is virtually certain, then the related asset is not a contingent asset and is recognised.

TAMBI & JAIPURKAR CHARTERED ACCOUNTANTS MUMBAI

EDEL FINANCE COMPANY LIMITED

Material accounting policies (continued)

5.19 Income tax expenses:

Income tax expense represents the sum of the tax currently payable and deferred tax.

5.19.1 Current tax:

The tax currently payable is based on taxable profit for the year. Taxable profit differs from 'profit before tax' as reported in the statement of profit and loss because of items of income or expense that are taxable or deductible in other years and items that are never taxable or deductible. The Group's current tax is calculated using tax rates that have been enacted or substantively enacted by the end of the reporting period.

5.19.2 Deferred tax:

Deferred tax is recognised on temporary differences between the carrying amounts of assets and liabilities in the financial statements and the corresponding tax bases used in the computation of taxable profit. Deferred tax liabilities are generally recognised for all taxable temporary differences. Deferred tax assets are generally recognised for all deductible temporary differences to the extent that it is probable that taxable profits will be available against which those deductible temporary differences can be utilised.

Deferred tax assets are also recognised with respect to carry forward of unused tax losses and unused tax credits to the extent that it is probable that future taxable profit will be available against which the unused tax losses and unused tax credits can be utilised.

It is probable that taxable profit will be available against which a deductible temporary difference, unused tax loss or unused tax credit can be utilised when there are sufficient taxable temporary differences which are expected to reverse in the period of reversal of deductible temporary difference or in periods in which a tax loss can be carried forward or back. When this is not the case, deferred tax asset is recognised to the extent it is probable that:

- the entity will have sufficient taxable profit in the same period as reversal of deductible temporary difference or periods in which a tax loss can be carried forward or back; or
- tax planning opportunities are available that will create taxable profit in appropriate periods.

The carrying amount of deferred tax assets is reviewed at the end of each reporting period and reduced to the extent that it is no longer probable that sufficient taxable profits will be available to allow all or part of the asset to be recovered.

Deferred tax liabilities and assets are measured at the tax rates that are expected to apply in the period in which the liability is settled or the asset realised, based on tax rates (and tax laws) that have been enacted or substantively enacted by the end of the reporting period.

The measurement of deferred tax liabilities and assets reflects the tax consequences that would follow from the manner in which the Group expects, at the end of the reporting period, to recover or settle the carrying amount of its assets and liabilities.

5.19.2 Current and deferred tax for the year

Current and deferred tax are recognised in profit or loss, except when they relate to items that are recognised in other comprehensive income or directly in equity, in which case, the current and deferred tax are also recognised in other comprehensive income or directly in equity respectively.

TAMBI & JAIPURKAR ★ MUMBAI ★ CHARTERED ACCOUNTANTS

EDEL FINANCE COMPANY LIMITED ★

Material accounting policies (continued)

5.20 Cash and cash equivalents

Cash and cash equivalent in the balance sheet comprise cash at banks and on hand and short-term deposits with an original maturity of three months or less.

5.21 Investment property

Properties, including those under construction, held to earn rentals and/or capital appreciation are classified as investment property and are measured and reported at cost, including transaction costs.

Depreciation is recognised using written down value method so as to write off the cost of the investment property less their residual values over their useful lives specified in Schedule II to the Companies Act, 2013 or in the case of assets where the useful life was determined by technical evaluation, over the useful life so determined. Depreciation method is reviewed at each financial year end to reflect the expected pattern of consumption of the future benefits embodied in the investment property. The estimated useful life and residual values are also reviewed at each financial year end and the effect of any change in the estimates of useful life/residual value is accounted on prospective basis.

An investment property is derecognised upon disposal or when the investment property is permanently withdrawn from use and no future economic benefits are expected from the disposal. Any gain or loss arising on derecognition of property is recognised in the Statement of Profit and Loss in the same period.

6 Critical accounting judgements, key sources of estimation uncertainty and adoption of new and revised Standards

In the application of the Group's accounting policies, which are described in note 5, the management is required to make judgements, estimates and assumptions about the carrying amounts of assets and liabilities that are not readily apparent from other sources. The estimates and associated assumptions are based on historical experience and other factors that are considered to be relevant. Actual results may differ from these estimates.

The estimates and underlying assumptions are reviewed on an ongoing basis. Revisions to accounting estimates are recognised in the period in which the estimate is revised if the revision affects only that period, or in the period of the revision and future periods if the revision affects both current and future periods.

6.1. Critical judgements in applying accounting policies

The following are the critical judgements, apart from those involving estimations, that the management has made in the process of applying the Group's accounting policies and that have the most significant effect on the amounts recognised in the consolidated financial statements.

a. Business model assessment

Classification and measurement of financial assets depends on the results of the solely payments of principal and interest (SPPI) and the business model test. The Group determines the business model at a level that reflects how groups of financial assets are managed together to achieve a particular business objective. This assessment includes judgement reflecting all relevant evidence including how the performance of the assets is evaluated and their performance is measured, the risks that affect the performance of the assets and how these are managed and how the managers of the assets are compensated. The Group monitors financial assets measured at amortised cost that are derecognised prior to their maturity to understand the quantum, the reason for their disposal and whether the reasons are consistent with the objective of the business for which the asset was held. Monitoring is part of the Group's continuous assessment of whether

TAMBI & JAIPURKAR CHARTERED ACCOUNTANTS MUMBAI

EDEL FINANCE COMPANY LIMITED

Critical judgements in applying accounting policies (continued)

the business model for which the remaining financial assets are held continues to be appropriate and if it is not appropriate whether there has been a change in business model and so a prospective change to the classification of those assets.

b. Significant increase in credit risk

ECL is measured as an allowance equal to 12-month ECL for stage 1 assets, or lifetime ECL for stage 2 or stage 3 assets. An asset moves to stage 2 when its credit risk has increased significantly since initial recognition. In assessing whether the credit risk of an asset has significantly increased the Group takes into account qualitative and quantitative reasonable and supportable forward-looking information.

c. Consolidation of structured entities

A structured entity is an entity that has been designed so that voting or similar rights are not the dominant factor in deciding who controls the entity, such as when any voting rights relate to administrative tasks only and the relevant activities are directed by means of contractual arrangements. In the context of the Group, structured entities comprise securitisation trusts in asset reconstruction business, mutual fund schemes and alternative investment funds / schemes thereof. The Group consolidates the structured entities that it controls. When making this judgement, the Group also considers voting and similar rights available to itself and other parties, who may limit the Group's ability to control, including rights to appoint, reassign or remove members of the structured entity's key management personnel who have the ability to direct the relevant activities, the exposure to variability of returns and whether the Group has the ability to use its power to affect the amount of the Group's returns i.e. the variability of returns in relation to the total returns of the investee entity.

d. Determining lease term for lease contracts with renewal and termination option

The Group determines the lease term as the non-cancellable term of the lease, together with any periods covered by an option to extend the lease if it is reasonably certain to be exercised, or any periods covered by an option to terminate the lease, if it is reasonably certain not to be exercised.

The Group has several lease contracts that include extension and termination options. The Group applies judgement in evaluating whether it is reasonably certain, whether or not, to exercise the option to renew or terminate the lease. That is, it considers all relevant factors that create an economic incentive for it to exercise either the renewal or termination. After the commencement date, the Group reassesses the lease term if there is a significant event or change in circumstances that is within its control that affects its ability to exercise or not to exercise the option to renew or to terminate (e.g., construction of significant leasehold improvements or significant customisation of the leased asset).

6.2 Key sources of estimation uncertainty

The Group based its assumptions and estimates on parameters available all the time consolidated financial statements were prepared. Existing circumstances and assumptions about future developments, however, may change due to market changes or circumstances arising that are beyond the control of the Group. Such changes are reflected in the assumptions when they occur. Following are the key assumptions concerning the future, and other key sources of estimation uncertainty at the end of the reporting period that may have a significant risk of causing a material adjustment to the carrying amounts of assets and liabilities within the next financial year.

TAMBI & JAIPURKAR CHARTERED ACCOUNTANTS MUMBAI

EDEL FINANCE COMPANY LIMITED

Key sources of estimation uncertainty (continued)

a. Fair value of financial instruments

The fair value of financial instruments is the price that would be received to sell an asset or paid to transfer a liability in an orderly transaction in the principal (or most advantageous) market at the measurement date under current market conditions (i.e., an exit price) regardless of whether that price is directly observable or estimated using another valuation technique. When the fair values of financial assets and financial liabilities recorded in the balance sheet cannot be derived from active markets, they are determined using a variety of valuation techniques that include the use of valuation models. The inputs to these models are taken from observable markets where possible, but where this is not feasible, estimation is required in establishing fair values.

For Investments made into Security receipts (SRs), Group uses discounted cash flow model, given that the SRs are less liquid instruments. Expected cash flow levels including timing of cash flows are estimated by using quantitative and qualitative measures regarding the characteristics of the underlying assets including default rates, nature and value of collaterals, manner of resolution and other economic drivers. For any valuation which are based on models, Judgements and estimates are applied, which include considerations of liquidity, credit risk (both own and counterparty), funding value adjustments, correlation and volatility.

b. Impairment of financial assets

The measurement of impairment losses across all categories of financial assets requires judgement, in particular, the estimation of the amount and timing of future cash flows and collateral values when determining impairment losses and the assessment of a significant increase in credit risk. These estimates are driven by a number of factors, changes in which can result in different levels of allowances.

The Group's ECL calculations are outputs of models with a number of underlying assumptions regarding the choice of variable inputs and their interdependencies. Elements of the ECL models that are considered accounting judgements and estimates include:

- PD calculation includes historical data, assumptions and expectations of future conditions.
- The Group's criteria for assessing if there has been a significant increase in credit risk and so allowances for financial assets should be measured on a life-time expected credit loss and the qualitative assessment.
- The segmentation of financial assets when their ECL is assessed on a collective basis.
- Development of ECL models, including the various formulas and the choice of inputs
- Determination of associations between macroeconomic scenarios and, economic inputs, such as unemployment levels and collateral values, and the effect on PDs, EAD and LGD
- Selection of forward-looking macroeconomic scenarios and their probability weightings, to derive the economic inputs into the ECL models.

It is Group's policy to regularly review its models in the context of actual loss experience and adjust when necessary.

c. Effective interest rate method

The Group's EIR methodology, as explained in Note 5, recognises interest income / expense using a rate of return that represents the best estimate of a constant rate of return over the expected behavioural life of

TAMBI & JAIPURKAR CHARTERED ACCOUNTANTS MUMBAI

EDEL FINANCE COMPANY LIMITED

Key sources of estimation uncertainty (continued)

loans given / taken and recognises the effect of characteristics of the product life cycle.

This estimation, by nature, requires an element of judgement regarding the expected behaviour and life-cycle of the instruments, as well expected changes in fee income/expense that are integral parts of the instrument.

d. Accounting for deferred taxes

Deferred tax assets are recognised for unused tax losses to the extent that it is probable that taxable profit will be available against which the losses can be utilised. Significant management judgement is required to determine the amount of deferred tax assets that can be recognised, based upon the likely timing and the level of future taxable profits together with future tax planning strategies.

The Group has recognised deferred tax assets on carried forward tax losses with respect to certain subsidiaries where the Group believes that the said deferred tax assets shall be recoverable based on the estimated future taxable income which in turn is based on approved business plans and budgets. The losses are allowed to be carried forward to the years in which the Group expects that there will be sufficient taxable profits to offset these losses.

e. Estimating the incremental borrowing rate

The Group cannot readily determine the interest rate implicit in the lease, therefore, it uses its incremental borrowing rate ('IBR') to measure lease liabilities. Incremental borrowing rate is the rate of interest that the Group would have to pay to borrow over a similar term, and with a similar security, the funds necessary to obtain an asset of a similar value to the right-of-use asset in a similar economic environment.

f. Asset liability management

Management has made an assessment of its ability to continue and is satisfied that it has the resources to continue in business for the foreseeable future.

6.3 Adoption of new and revised standards

a. New and amended Ind AS that are effective for the current year

Below are list of new standards and amendments that are effective for the first time for periods commencing on or after April 01, 2025 (i.e. year ended March 31, 2026).

Ministry of Corporate Affairs ("MCA") notifies new standards or amendments to the existing standards under Companies (Indian Accounting Standards) Rules as issued from time to time. In May 2025, MCA notified amendments to Ind AS 21 –The Effects of Changes in Foreign Exchange Rates, applicable w.e.f. 01 April 2025. The Company has reviewed the amendment and based on its evaluation has determined that it does not have any significant impact in its financial statements.

In August 2025, MCA notified the following amendments to:

- Ind AS 1, Presentation of Financial Statements, applicable w.e.f. April 01, 2025 – The amendment relates to classification of liabilities as current or non-current and non-current liabilities with covenants. In the context of classifying a liability as current, it removes the requirement of existence of a right to defer settlement for at least 12 months after the reporting date and instead requires that the said right should exist on the reporting date and have substance. The amendment also introduces guidance on classification of liabilities with covenants. The Company has no impact of these amendments in its classification criteria of current and non-current liabilities.

TAMBI & JAIPURKAR CHARTERED ACCOUNTANTS MUMBAI

EDEL FINANCE COMPANY LIMITED

Adoption of new and revised standards (continued)

- Ind AS 7, Statement of Cash Flows and Ind AS 107, Financial Instruments: Disclosures, applicable w.e.f. April 01, 2025 – The amendment in Ind AS 7 requires to inform users of financial statements of the existence of supplier finance arrangements and explain the nature of the arrangements, the carrying amount of liabilities and the range of payment due dates. Ind AS 107 has been amended to add supplier finance arrangements as a factor that may cause concentration of liquidity risk. The Company has reviewed the amendment and based on its evaluation has determined that it does not have any significant impact in its financial statements.

- Ind AS 12, International Tax Reform – Pillar Two Model Rules applicable immediately - The amendments provide a temporary mandatory relief from deferred tax accounting for top-up tax and disclose that they have applied the relief. This relief is immediate and applies retrospectively. The Company has reviewed the amendment and based on its evaluation has determined that it does not have any significant impact in its financial statements.

- Ind AS 21, The Effects of Changes in Foreign Exchange Rates: The amendments provide guidance on determining exchangeability between currencies and estimating spot rates when a currency is not exchangeable.

b. New and amended Ind AS in issue but not yet effective

There are no new accounting standards/amendments that are issued, but not yet effective, upto the date of issuance of the Company's consolidated financial statements.

TAMBI & JAIPURKAR CHARTERED ACCOUNTANTS MUMBAI

EDEL FINANCE COMPANY LIMITED

7. Cash and cash equivalents

Particulars	As at March 31, 2026	As at March 31, 2025
Cash in hand	4.90	0.01
Cheques in hand		
Balances with banks		
- in current accounts	7,413.44	13,381.49
- in fixed deposits with original maturity less than 3 months	6,103.60	5,963.11
Total	**13,521.94**	19,344.61

8. Bank balances other than cash and cash equivalents

Particulars	As at March 31, 2026	As at March 31, 2025
Fixed deposits at amortised cost (refer Note 1 below)	2,666.54	2,701.20
Other bank balances	-	0.47
Total	**2,666.54**	2,701.67

Note 1:

Pledged fixed deposit aggregating to ₹ 2,594.05 million (Previous year ₹ 2,235.64 million) with bank for securing credit facilities, obtaining bank guarantees, securitisation contracts and meeting margin requirement for trading in cross currency swaps and forward margin and with various regulators.

9. Derivative financial instruments

As at March 31, 2026:

Particulars	Notional amount (units in millions)	Fair value of asset (₹)	Notional amount (units in millions)	Fair value of liability (₹)
(i) Commodity linked derivatives				
Futures	0.00	30.50	0.00	0.22
Options purchased	-	-	-	-
Options sold (written)	-	-	0.01	17.46
Less: amounts offset (refer note 9.A)	(0.00)	(30.50)	(0.00)	(0.22)
Subtotal (i)		-		**17.46**
(ii) Currency derivatives				
Currency Futures	-	-	-	-
Currency Forwards	-	-	2.69	162.48
Options purchased	30.00	5.78	-	-
Options sold	-	-	27.00	7.08
Less: amounts offset (refer note 9.A)	-	-	(29.69)	(169.56)
Subtotal (ii)		**5.78**		-
(iii) Interest rate derivatives				
Interest rate swaps	0.00	319.35	7,99,299.35	303.11
Interest rate futures	74.76	72.89	-	-
Less: amounts offset (refer note 9.A)	(74.76)	(72.89)	(7,99,299.34)	(45.37)
Subtotal (iii)		**319.35**		**257.74**
(iv) Index linked derivatives				
Index Futures	0.01	2.77	0.53	318.01
Options purchased	1.58	3,571.66	-	-
Options sold (written)	-	-	1.55	1,694.57
Less: amounts offset (refer note 9.A)	(0.01)	(2.77)	(0.53)	(318.01)
Subtotal (iv)		**3,571.66**		**1,694.57**
(v) Embedded derivatives				
In market linked debentures	-	2,039.44	-	1,676.82
Subtotal (v)		**2,039.44**		**1,676.82**
(vi) Equity linked derivatives				
Stock Futures	6.34	66.10	168.55	663.07
Options purchased	153.60	1,126.86	-	-
Options sold (written)	-	-	153.95	313.16
Less: amounts offset (refer note 9.A)	(6.34)	(66.10)	(168.55)	(663.07)
Subtotal (vi)		**1,126.86**		**313.16**
Total		**7,063.09**		**3,959.76**

9. Derivative financial instruments (continued)

As at March 31, 2025:

Particulars	Notional amount (units in millions)	Fair value of asset (₹)	Notional amount (units in millions)	Fair value of liability (₹)
(i) Commodity linked derivatives				
Futures	0.00	0.20	-	-
Less: amounts offset (refer note 9.A)	(0.00)	(0.20)	-	-
Subtotal (i)		-		-
(ii) Interest rate derivatives				
Interest rate swaps	0.00	9.75	15,43,424.01	64.90
Interest rate futures	-	-	59.54	19.31
Less: amounts offset (refer note 9.A)	-	-	(15,43,483.55)	(41.06)
Subtotal (ii)		9.75		43.15
(iii) Index linked derivatives				
Index Futures	140.84	28.48	0.05	4.99
Options purchased	19.83	74.39	0.55	123.81
Options sold (written)	-	-	-	-
Less: amounts offset (refer note 9.A)	(140.84)	(28.48)	(0.07)	(10.53)
Subtotal (iii)		74.39		118.27
(iv) Embedded derivatives				
In market linked debentures	-	636.69	-	1,265.11
Subtotal (iv)		636.69		1,265.11
(v) Equity linked derivatives				
Stock Futures	4.19	34.99	5.79	58.03
Options purchased	0.30	3.73	-	-
Options sold (written)	-	-	0.10	0.77
Less: amounts offset (refer note 9.A)	(4.19)	(34.99)	(5.79)	(58.03)
Subtotal (v)		3.73		0.77
(vi) Currency derivatives				
Currency Forwards	32.83	736.36	-	-
Options purchased	12.00	3.28	-	-
Options sold	-	-	10.50	2.72
Less: amounts offset (refer note 9.A)	(32.83)	(736.36)	(10.50)	(2.72)
Subtotal (vi)		3.28		-
Total		727.84		1,427.30

0.00 million indicates less than 0.01 million

Note:

Notional amount in the above tables refer to number of underlying equity shares in case of stock futures and options, number of underlying index units in case of index-linked derivatives, number of underlying currency units in case of currency derivatives, number of underlying government securities / bonds in case of interest rate future, amount of notional currency in case of interest rate swaps.

TAMBI & JAIPURKAR CHARTERED ACCOUNTANTS MUMBAI

EDEL FINANCE COMPANY LIMITED

9.A Offsetting

The tables below summarise the financial assets and liabilities subject to offsetting, enforceable master netting and similar agreements, as well as financial collateral received to mitigate credit exposures for these financial assets, and whether offset is achieved in the balance sheet:

As at March 31, 2026:

	Offsetting recognised in balance sheet			Netting potential not recognised in balance sheet			Assets not subject to netting arrangements	Total Assets	Maximum Exposure to Risk
Financial assets subject to offsetting	**Gross asset before offset**	**Amount offset**	**Net asset recognised on the balance sheet**	**Financial liabilities**	**Collaterals paid**	**Assets after consideration of netting potential**	**Assets recognised on the balance sheet**	**Recognised in the balance sheet**	**After consideration of netting potential**
Derivative assets	7,235.35	172.26	7,063.09	-	-	7,063.09	-	7,063.09	7,063.09

	Offsetting recognised in balance sheet			Netting potential not recognised in balance sheet			Liabilities not subject to netting arrangements	Total Liabilities	Maximum Exposure to Risk
Financial liabilities subject to offsetting	**Gross Liabilities before offset**	**Amount offset**	**Net Liabilities recognised on the balance sheet**	**Financial Assets**	**Collaterals Paid**	**Liabilities after consideration of netting potential**	**Liabilities recognised on the balance sheet**	**Recognised in the balance sheet**	**After consideration of netting potential**
Derivative liabilities	5,155.99	1,196.23	3,959.76	-	-	3,959.76	-	3,959.76	3,959.76

As at March 31, 2025:

	Offsetting recognised in balance sheet			Netting potential not recognised in balance sheet			Assets not subject to netting arrangements	Total Assets	Maximum Exposure to Risk
Financial assets subject to offsetting	Gross asset before offset	Amount offset	Net asset recognised on the balance sheet	Financial liabilities	Collaterals paid	Assets after consideration of netting potential	Assets recognised on the balance sheet	Recognised in the balance sheet	After consideration of netting potential
Derivative assets	1,527.86	800.02	727.84	43.20	138.40	823.04	-	727.84	823.04

	Offsetting recognised in balance sheet			Netting potential not recognised in balance sheet			Liabilities not subject to netting arrangements	Total Liabilities	Maximum Exposure to Risk
Financial liabilities subject to offsetting	Gross Liabilities before offset	Amount offset	Net Liabilities recognised on the balance sheet	Financial Assets	Collaterals Paid	Liabilities after consideration of netting potential	Liabilities recognised on the balance sheet	Recognised in the balance sheet	After consideration of netting potential
Derivative liabilities	1,539.64	112.35	1,427.30	43.15	-	1,384.15	-	1,427.30	1,384.15

10. Trade receivables

Particulars	As at March 31, 2026	As at March 31, 2025
Trade receivables		
Receivables considered good - secured	-	-
Receivables considered good - unsecured	**700.80**	1,514.24
Receivables which have significant increase in credit risk	**12.57**	10.79
Receivables - credit impaired	**378.70**	383.41
Gross Receivables	**1,092.07**	1,908.44
Allowance for expected credit losses - Receivables considered good - Secured	-	-
Allowance for expected credit losses - Receivables considered good - Unsecured	**(1.12)**	(12.17)
Allowance for expected credit losses - Receivables which have significant increase in credit risk	**(12.57)**	(10.79)
Allowance for expected credit losses - Credit impaired	**(378.21)**	(378.38)
Total allowance for expected credit losses	**(391.90)**	(401.34)
Total receivables net of provision	**700.17**	1,507.10

TAMBI & JAIPURKAR CHARTERED ACCOUNTANTS MUMBAI

EDEL FINANCE COMPANY LIMITED

10. Trade receivables (Continued)

10.1 Trade receivables ageing schedule

As at March 31, 2026	Outstanding for following periods from due date of payment					
Particulars	**Less than 6 months**	**6 months -1 year**	**1-2 years**	**2-3 years**	**More than 3 years**	**Total**
(i) Undisputed Trade receivables – considered good-Gross	698.14	2.67	-	-	-	700.80
(ii) Undisputed Trade Receivables – which have significant increase in credit risk-Gross	0.96	0.56	-	0.16	377.02	378.70
(iii) Undisputed Trade Receivables – credit impaired-Gross	-	-	1.78	1.95	8.84	12.57
Gross receivables (A)	**699.10**	**3.23**	**1.78**	**2.11**	**385.86**	**1,092.07**
(i) Undisputed Trade receivables – considered good-ECL	(0.71)	(0.40)	-	-	-	(1.12)
(ii) Undisputed Trade Receivables – which have significant increase in credit risk-ECL	(0.65)	(0.39)	-	(0.16)	(377.02)	(378.21)
(iii) Undisputed Trade Receivables – credit impaired-ECL	-	-	(1.78)	(1.95)	(8.84)	(12.57)
Total ECL provision on receivables (B)	**(1.36)**	**(0.79)**	**(1.78)**	**(2.11)**	**(385.86)**	**(391.90)**
Total receivables net of provision = (A)+(B)	**697.73**	**2.44**	**-**	**-**	**-**	**700.17**

As at March 31, 2025	Outstanding for following periods from due date of payment					
Particulars	Less than 6 months	6 months -1 year	1-2 years	2-3 years	More than 3 years	Total
(i) Undisputed Trade receivables – considered good-Gross	1,478.34	40.64	-	-	0.22	1,519.21
(ii) Undisputed Trade Receivables – which have significant increase in credit risk-Gross	-	-	1.95	2.32	6.52	10.79
(iii) Undisputed Trade Receivables – credit impaired-Gross	-	0.16	0.76	-	377.44	378.36
Gross receivables (A)	1,478.34	40.80	2.71	2.32	384.18	1,908.35
(i) Undisputed Trade receivables – considered good-ECL	(11.92)	(0.03)	-	-	(0.22)	(12.17)
(ii) Undisputed Trade Receivables – which have significant increase in credit risk-ECL	-	-	(1.95)	(2.32)	(6.52)	(10.79)
(iii) Undisputed Trade Receivables – credit impaired-ECL	-	(0.11)	(0.76)	-	(377.44)	(378.30)
Total ECL provision on receivables (B)	(11.92)	(0.13)	(2.71)	(2.32)	(384.18)	(401.26)
Total receivables net of provision = (A)+(B)	1,466.43	40.67	-	-	-	1,507.10

There are no unbilled or not due trade receivables as at March 31, 2026 and as at March 31, 2025.

10.2 Reconciliation of impairment allowance on trade receivables:

Particulars	**As at March 31, 2026**	As at March 31, 2025
Impairment allowance measured as per simplified approach		
Impairment allowance - opening balance	**401.26**	393.06
Add/ (less): asset originated or acquired (net)	(9.36)	8.20
Impairment allowance - closing balance	**391.90**	401.26

Notes:

1) No trade or other receivables are due from directors or other officers of the company either severally or jointly with any other person.

2) No trade or other receivables are due from firms or private companies in which directors is partner, a director or a member.

TAMBI & JAIPURKAR CHARTERED ACCOUNTANTS MUMBAI

EDEL FINANCE COMPANY LIMITED

11. Loans

	Particulars	As at March 31, 2026				As at March 31, 2025			
		at amortised cost	at FVTPL	at FVOCI	Total	at amortised cost	at FVTPL	at FVOCI	Total
A	**Term Loans**								
	Corporate and Retail Credit	59,440.40	1,248.15	3,224.35	63,912.90	51,297.27	1,693.60	3,074.68	56,065.55
	Total gross (A)	**59,440.40**	**1,248.15**	**3,224.35**	**63,912.90**	51,297.27	1,693.60	3,074.68	56,065.55
	Less: Impairment loss allowance	(3,481.53)	-	(76.62)	(3,558.15)	(3,618.80)	-	(119.00)	(3,737.80)
	Total (Net) (A)	**55,958.87**	**1,248.15**	**3,147.73**	**60,354.75**	47,678.47	1,693.60	2,955.68	52,327.75
B	**Collateral :**								
	Secured by tangible assets	47,750.98	1,248.15	3,224.35	52,223.48	40,434.24	1,693.60	2,655.18	44,783.02
	Secured by inventories, unlisted securities, project receivables & other marketable securities	561.60	-	-	561.60	777.89	-	419.50	1,197.39
	Unsecured	11,127.82	-	-	11,127.82	10,085.14	-	-	10,085.14
	Total gross (B)	**59,440.40**	**1,248.15**	**3,224.35**	**63,912.90**	51,297.27	1,693.60	3,074.68	56,065.55
	Less: Impairment loss allowance	(3,481.53)	-	(76.62)	(3,558.15)	(3,618.80)	-	(119.00)	(3,737.80)
	Total (Net) (B)	**55,958.87**	**1,248.15**	**3,147.73**	**60,354.75**	47,678.47	1,693.60	2,955.68	52,327.75
C	**Loans in India**								
	Public sector	-	-	-	-	-	-	-	-
	Others	59,440.40	1,248.15	3,224.35	63,912.90	51,297.27	1,693.60	3,074.68	56,065.55
	Total gross (C)	**59,440.40**	**1,248.15**	**3,224.35**	**63,912.90**	51,297.27	1,693.60	3,074.68	56,065.55
	Less: Impairment loss allowance	(3,481.53)	-	(76.62)	(3,558.15)	(3,618.80)	-	(119.00)	(3,737.80)
	Total (Net) (C) (I)	**55,958.87**	**1,248.15**	**3,147.73**	**60,354.75**	47,678.47	1,693.60	2,955.68	52,327.75
	Loans outside India	-	-	-	-	-	-	-	-
	Less: Impairment loss allowance	-	-	-	-	-	-	-	-
	Total (Net) (C) (II)	-	-	-	-	-	-	-	-
	Total (C) (I) and (C) (II)	**55,958.87**	**1,248.15**	**3,147.73**	**60,354.75**	47,678.47	1,693.60	2,955.68	52,327.75

11. Loans (Continued)

11.1 Credit quality

The table below shows the credit quality and the maximum exposure to credit risk based on the Group's year-end stage classification. The amounts presented are gross of impairment allowances. Details of the Group's internal grading for stage classification are explained in Note 54.D.1 and policies on whether ECL allowances are calculated on an individual or collective basis are set out in Note 54.D.1.

Loans at amortised cost & FVOCI

Particulars	As at March 31, 2026				As at March 31, 2025			
	Stage I	Stage II	Stage III	Total	Stage I	Stage II	Stage III	Total
Performing								
High grade	55,808.94	-	-	55,808.94	46,473.72	-	-	46,473.72
Standard grade	-	2,590.47	-	2,590.47	-	3,782.50	-	3,782.50
Non-Performing								
Impaired	-	-	4,265.34	4,265.34	-	-	4,115.73	4,115.73
Total	**55,808.94**	**2,590.47**	**4,265.34**	**62,664.75**	46,473.72	3,782.50	4,115.73	54,371.95

Reconciliation of changes in gross carrying amount and corresponding ECL allowances for loans and advances to corporate and retail customers:

The following disclosure provides stage wise reconciliation of the Group's gross carrying amount and ECL allowances for loans and advances to corporates and retail customers. The transfers of financial assets represents the impact of stage transfers upon the gross carrying amount and associated allowance for ECL. The net remeasurement of ECL arising from stage transfers represents the increase or decrease due to these transfers.

The 'New assets originated /repayments received (net)' represent the gross carrying amount and associated allowance ECL impact from transactions within the Group's lending portfolio.

Gross carrying amount and corresponding ECL reconciliation – Loans

Particulars	Non Credit Impaired				Credit Impaired		Total	
	Stage I		Stage II		Stage III			
	Gross Carrying Amount	Allowance for ECL	Gross carrying Amount	Allowance for ECL	Gross carrying Amount	Allowance for ECL	Gross carrying Amount	Allowance for ECL
Balance as at March 31, 2025	**46,473.72**	**576.55**	**3,782.50**	**349.24**	**4,115.73**	**2,812.01**	**54,371.95**	**3,737.80**
Addition on acquisition of new subsidiaries	-	-	-	-	-	-	-	-
Transfers:								
Transfers to 12 Month ECL (Stage 1)	921.65	78.29	(843.12)	(67.43)	(78.53)	(10.86)	-	-
Transfers to lifetime ECL (Stage 2)	(1,372.64)	(19.11)	1,420.47	25.57	(47.83)	(6.46)	-	-
Transfers to lifetime ECL- Credit impaired (Stage 3)	(916.84)	(27.98)	(340.99)	(59.01)	1,257.83	86.99	-	-
Remeasurement of ECL arising from transfer of stage (net)	-	(32.82)	-	37.67	-	(31.14)	-	(26.29)
Net new and further lending/(repayments) (including write-off) and sale to ARC	10,703.05	18.45	(1,428.39)	(83.43)	(981.86)	(88.38)	8,292.80	(153.36)
Balance as at March 31, 2026	**55,808.94**	**593.38**	**2,590.47**	**202.61**	**4,265.34**	**2,762.16**	**62,664.75**	**3,558.15**

Gross carrying amount and corresponding ECL reconciliation – Loans

Particulars	Non Credit Impaired				Credit Impaired		Total	
	Stage I		Stage II		Stage III			
	Gross Carrying Amount	Allowance for ECL	Gross carrying Amount	Allowance for ECL	Gross carrying Amount	Allowance for ECL	Gross carrying Amount	Allowance for ECL
Balance as at March 31, 2024	61,154.46	558.12	4,842.26	529.12	13,152.99	11,606.63	79,149.71	12,693.87
Addition on acquisition of new subsidiaries	-	-	-	-	-	-	-	-
Transfers:								
Transfers to 12 Month ECL (Stage 1)	554.58	67.68	(512.26)	(62.27)	(42.32)	(5.41)	-	-
Transfers to lifetime ECL (Stage 2)	(1,068.96)	(20.10)	1,010.50	25.15	58.46	(5.05)	-	-
Transfers to lifetime ECL- Credit impaired (Stage 3)	(614.76)	(20.35)	(311.04)	(36.64)	925.80	56.99	-	-
Remeasurement of ECL arising from transfer of stage (net)	-	(20.22)	-	30.72	-	299.10	-	309.60
Net new and further lending/(repayments) (including write-off) and sale to ARC	(13,551.60)	11.42	(1,246.96)	(136.84)	(9,979.20)	(9,140.25)	(24,777.76)	(9,265.67)
Balance as at March 31, 2025	46,473.72	576.55	3,782.50	349.24	4,115.73	2,812.01	54,371.95	3,737.80

TAMBI & JAIPURKAR CHARTERED ACCOUNTANTS MUMBAI

EDEL FINANCE COMPANY LIMITED

12. Investments

As at March 31, 2026

Particulars	Amortised cost	FVOCI	FVTPL	At Cost (Associates & Others)	Total
Equity instruments	221.86	-	9,044.21	18,830.84	28,096.91
Debt Securities	10,357.56	-	18,942.16	-	29,299.72
Preference Shares	-	-	2,043.49	-	2,043.49
Security Receipt	-	15,002.72	630.79	-	15,633.51
Units of AIF	-	-	5,045.28	-	5,045.28
Mutual Fund	-	-	7,361.93	-	7,361.93
Others	34.06	-	280.82	-	314.88
					-
Total	10,613.48	15,002.72	43,348.68	18,830.84	87,795.72
(i) Investments in India	10,613.48	15,002.72	41,621.75	18,830.84	86,068.79
(ii) Investment outside India	-	-	1,726.93	-	1,726.93
Total	10,613.48	15,002.72	43,348.68	18,830.84	87,795.72
Less: Allowance for impairment	(3,302.48)	-	-	-	(3,302.48)
Total	7,311.00	15,002.72	43,348.68	18,830.84	84,493.24

As at March 31, 2025

Particulars	Amortised cost	FVOCI	FVTPL	At Cost (Associates & Others)	Total
Equity instruments	-	-	1,457.38	15,621.64	17,079.02
Debt Securities	5,454.60	-	29,354.36	-	34,808.96
Preference Shares	-	-	1,283.90	-	1,283.90
Security Receipt	-	22,779.54	885.89	-	23,665.43
Units of AIF	-	-	6,644.82	-	6,644.82
Mutual Fund	-	-	2,221.38	-	2,221.38
Others	276.28	-	282.79	-	559.07
					-
Total	5,730.88	22,779.54	42,130.52	15,621.64	86,262.58
(i) Investments in India	5,730.88	22,779.54	41,440.54	15,621.64	85,572.60
(ii) Investment outside India	-	-	689.98	-	689.98
Total	5,730.88	22,779.54	42,130.52	15,621.64	86,262.58
Less: Allowance for impairment	(435.14)	-	-	-	(435.14
Total	5,295.74	22,779.54	42,130.52	15,621.64	85,827.44

TAMBI & JAIPURKAR CHARTERED ACCOUNTANTS MUMBAI

EDEL FINANCE COMPANY LIMITED

12.1 Investments measured at amortised cost:

i) Credit quality of assets:

The table below shows the gross carrying amount of the Group's investments measured at amortised cost by credit risk, based on the Group's interna credit rating system and year-end stage classification. The amount presented are gross of impairment allowances. Details of the Group's internal gradin system and policies on whether ECL allowances are calculated on an individual or collective basis are set out in the notes to the consolidated financia statements.

As at March 31, 2026

Particulars	Gross carrying amount (Stage I)	Gross carrying amount (Stage II)	Gross carrying amount (Stage III)	Gross carrying amount Total
Performing	**10,613.48**	-	-	**10,613.48**
High grade	-	-	-	-
Total	**10,613.48**	-	-	**10,613.48**

As at March 31, 2025

Particulars	Gross carrying amount (Stage I)	Gross carrying amount (Stage II)	Gross carrying amount (Stage III)	Gross carrying amount Total
Performing	5,730.88	-	-	5,730.88
High grade	-	-	-	-
Total	5,730.88	-	-	5,730.88

ii) Reconciliation of gross carrying amount for investments measured at amortised cost

Particulars	**As at March 31, 2026** Gross Carrying Amount (Stage I)	**12 months ECL allowance (Stage I)**	As at March 31, 2025 Gross Carrying Amount (Stage I)	12 months ECL allowance (Stage I)
Gross carrying amount - opening balance	**5,730.88**	**(435.14)**	1,106.80	-
Assets acquired/matured or recognised/derecognised (net)	4,882.60	(2,867.34)	4,624.08	(435.14
Unwinding of discount (recognised in interest income)	-	-	-	-
Changes to contractual cash flows due to modifications not resulting in derecognition	-	-	-	-
Closing balance	**10,613.48**	**(3,302.48)**	5,730.88	(435.14

TAMBI & JAIPURKAR CHARTERED ACCOUNTANTS MUMBAI

EDEL FINANCE COMPANY LIMITED

13. Other financial assets

Particulars	As at March 31, 2026	As at March 31, 2025
Deposits placed with/ for exchange/ depositories	406.59	590.54
Deposits- others	42.17	39.63
Rental deposits	60.28	71.72
Margin placed with broker	9,061.94	2,205.83
Advances recoverable in cash or in kind or for value to be received	1,635.69	1,600.59
Others	18.75	24.65
Total	**11,225.42**	4,532.96

14. Current tax assets (net)

Particulars	As at March 31, 2026	As at March 31, 2025
Advance income taxes (Net of provision for tax)	5,607.13	4,228.76
Total	**5,607.13**	4,228.76

15. Deferred tax assets and liabilities

Deferred tax assets	As at March 31, 2026	As at March 31, 2025
Provision for expected credit losses	917.44	1,388.04
Unused tax losses / credits	11,025.73	11,602.30
Employee benefits obligations	84.77	75.40
Fair valuation of Financial Assets	314.29	224.05
Property, Plant and Equipment and Intangible assets	(438.42)	(815.55)
Adjustment of effective interest rate on Borrowings	(8.59)	(78.83)
Total	**11,895.22**	12,395.41

Deferred tax liabilities	As at March 31, 2026	As at March 31, 2025
Provision for expected credit losses	141.18	(92.04)
Unused tax losses / credits	(86.73)	-
Employee benefits obligations	(33.24)	(12.35)
Fair valuation of Financial Assets	(74.27)	64.15
Property, Plant and Equipment and Intangible assets	36.23	(14.86)
Adjustment of effective interest rate on Borrowings	25.45	18.44
Special Reserve u/s 36(1)(viii)	112.50	112.50
Total	**121.12**	75.84

TAMBI & JAIPURKAR CHARTERED ACCOUNTANTS MUMBAI

EDEL FINANCE COMPANY LIMITED

16. Investment property

Particulars	Investment Property		
	Land	Real Estate	Total
As at April 1, 2024	**328.85**	**4,263.88**	**4,592.73**
Additions	-	110.30	110.30
Disposals/adjustments	-	(1,105.41)	(1,105.41)
As at March 31, 2025	**328.85**	**3,268.77**	**3,597.62**
Additions	-	1,036.55	1,036.55
Disposals/adjustments	(44.54)	(424.54)	(469.08)
As at March 31, 2026	**284.31**	**3,880.78**	**4,165.09**
Depreciation and amortisation:			
As at April 1, 2024	-	**1,264.88**	**1,264.88**
Impairment charge/ (reversals) for the year	-	28.18	28.18
Depreciation/amortisation for the year	-	94.09	94.09
Addition / adjustments	-	-	-
Disposals / adjustments	-	(67.84)	(67.84)
As at March 31, 2025	-	**1,319.30**	**1,319.30**
Impairment charge/ (reversals) for the year	-	(10.68)	(10.68)
Depreciation/amortisation for the year	-	167.80	167.80
Disposals / adjustments	-	(222.68)	(222.68)
As at March 31, 2026	-	**1,253.74**	**1,253.74**
Net Book Value			
As at March 31, 2026	**284.31**	**2,627.04**	**2,911.35**
As at March 31, 2025	328.85	1,949.47	2,278.32

Fair value of investment properties

Property	As at March 31, 2026	As at March 31, 2025
Land	**1,077.43**	1,353.44
Real estate property	**7,860.76**	7,185.61
Total	**8,938.19**	8,539.05

Edel Finance Company Limited

Notes to the consolidated financial statements for the year ended March 31, 2026 (Continued)

(Currency: Indian rupees in millions)

17. Property, plant and equipment and intangible assets

Particulars	Property, plant and equipment													Intangible Assets	
	Building (Flat)*	Land*	Leasehold improvements	Plant and Equipment	Plant and Machinery-Solar power	Furniture and Fixtures	Vehicles	Office equipment	Vessel (Boat)	Computers	Total PPE	Right-of-use Asset (ROU)	Grand Total	Computer Software	Total
As at April 1, 2024	3,808.92	205.65	30.34	12.81	60.08	214.13	6.10	136.69	4.84	234.75	4,714.30	1,046.85	5,761.17	501.00	6,262.17
Addition on acquisition of new subsidiary	983.69	-	3.84	-	-	1.08	-	2.87	-	131.56	1,123.04	45.09	1,168.13	7.08	1,175.21
Additions	7.88	-	1.76	3.90	5.87	3.31	-	18.55	-	157.96	199.23	215.25	414.48	28.13	442.61
Disposals	-	-	(7.54)	(0.56)	-	(13.68)	-	(39.03)	-	(79.68)	(140.49)	(237.59)	(378.08)	(123.94)	(502.02)
As at March 31, 2025	4,800.49	205.65	28.40	16.15	65.95	204.84	6.10	119.08	4.84	444.59	5,896.09	1,069.60	6,965.70	412.27	7,377.97
Addition on acquisition of new subsidiary	-	-	-	-	-	-	-	-	-	-	-	-	-	-	-
Additions	1.82	-	9.37	0.21	-	6.52	-	48.95	-	283.91	350.78	84.31	435.09	53.81	488.90
Disposals	(1,135.34)	-	(0.05)	-	-	(10.18)	(0.08)	(19.52)	-	(57.55)	(1,222.72)	(87.37)	(1,310.09)	(0.22)	(1,310.31)
As at March 31, 2026	**3,666.97**	**205.65**	**37.72**	**16.36**	**65.95**	**201.18**	**6.02**	**148.51**	**4.84**	**670.95**	**5,024.15**	**1,066.54**	**6,090.70**	**465.86**	**6,556.56**
Depreciation :															
As at April 1, 2024	1,260.00	-	26.30	4.65	45.25	131.18	5.64	114.41	3.12	176.41	1,766.97	632.15	2,399.11	302.22	2,701.33
Addition on acquisition of new subsidiary	296.94	-	2.83	-	-	0.82	-	2.87	-	65.71	369.17	32.61	401.78	6.17	407.95
Depreciation/amortisation for the year	175.14	-	2.15	1.90	2.87	21.11	0.13	11.12	0.28	71.96	286.66	97.99	384.65	133.64	518.29
Disposals	-	-	(7.06)	(0.45)	-	(12.55)	-	(38.70)	-	(51.65)	(110.41)	(153.20)	(263.61)	(123.21)	(386.82)
As at March 31, 2025	1,732.08	-	24.22	6.10	48.12	140.56	5.77	89.70	3.40	262.43	2,312.39	609.55	2,921.93	318.82	3,240.75
Addition on acquisition of new subsidiary	-	-	-	-	-	-	-	-	-	-	-	-	-	-	-
Depreciation/amortisation for the year	80.03	-	2.15	1.87	3.23	15.94	0.08	20.82	0.22	130.34	254.68	130.71	385.39	46.19	431.58
Disposals	(191.68)	-	(0.01)	-	-	(9.57)	(0.04)	(13.69)	-	(43.16)	(258.15)	(14.66)	(272.81)	(0.22)	(273.03)
As at March 31, 2026	**1,620.43**	**-**	**26.36**	**7.97**	**51.35**	**146.93**	**5.81**	**96.83**	**3.62**	**349.61**	**2,308.92**	**725.60**	**3,034.51**	**364.79**	**3,399.30**
Net Book Value															
As at March 31, 2026	**2,046.54**	**205.65**	**11.36**	**8.39**	**14.60**	**54.25**	**0.20**	**51.68**	**1.22**	**321.34**	**2,715.23**	**340.95**	**3,056.19**	**101.07**	**3,157.26**
As at March 31, 2025	3,068.41	205.65	4.18	10.05	17.83	64.28	0.32	29.38	1.44	182.16	3,583.70	460.06	4,043.77	93.45	4,137.22

*Pledged against issuance of NCDs and Corporate Guarantee.

TAMBI & JAIPURKAR CHARTERED ACCOUNTANTS MUMBAI

EDEL FINANCE COMPANY LIMITED

(Currency: Indian rupees in millions)

18. Capital Work in Progress (CWIP) and Intangible Assets Under Development

a. Capital Work in Progress (CWIP)

Description of assets	CWIP			
	As at April 1, 2025	Addition	Capitalisation	As at March 31, 2026
CWIP	0.89	12.61	(9.11)	4.39
Total	**0.89**	**12.61**	**(9.11)**	**4.39**

Description of assets	CWIP			
	As at April 1, 2024	Addition	Capitalisation	As at March 31, 2025
CWIP	5.71	9.56	(14.38)	0.89
Total	5.71	9.56	(14.38)	0.89

CWIP ageing schedule

As at March 31, 2026

Particulars	Amount in CWIP for a period of				Total
	Less than 1 year	1-2 Years	2-3 years	More than 3 years	
Project in progress	**4.39**	-	-	-	**4.39**
Total	**4.39**	-	-	-	**4.39**

As at March 31, 2025

Particulars	Amount in CWIP for a period of				Total
	Less than 1 year	1-2 Years	2-3 years	More than 3 years	
Project in progress	0.89	-	-	-	0.89
Total	0.89	-	-	-	0.89

b Intangible assets under development

Description of assets	As at April 1, 2025	Addition	Capitalisation	As at March 31, 2026
Intangible assets under development	15.36	3.59	(4.51)	14.44
Total	**15.36**	**3.59**	**(4.51)**	**14.44**

Description of assets	As at April 1, 2024	Addition	Capitalisation	As at March 31, 2025
Intangible assets under development	23.50	4.85	(12.99)	15.36
Total	23.50	4.85	(12.99)	15.36

Intangible assets under development ageing schedule

As at March 31, 2026

Particulars	Amount in Intangible Assets Under Development for a period of				Total
	Less than 1 year	1-2 Years	2-3 years	More than 3 years	
Project in progress	**14.44**	-	-	-	14.44
Total	**14.44**	-	-	-	**14.44**

As at March 31, 2025

Particulars	Amount in Intangible Assets Under Development for a period of				Total
	Less than 1 year	1-2 Years	2-3 years	More than 3 years	
Project in progress	15.36	-	-	-	15.36
Total	15.36	-	-	-	15.36

c There are no Intangible Assets Under Development, whose completion is overdue or has exceeded its cost compared to its original plan.

TAMBI & JAIPURKAR ★ CHARTERED ACCOUNTANTS ★ MUMBAI

EDEL FINANCE COMPANY LIMITED

19. Other non-financial assets

Particulars	As at March 31, 2026	As at March 31, 2025
Input tax credit	**1,254.74**	1,176.10
Prepaid expenses	**386.37**	632.34
Vendor Advances	**112.77**	115.82
Advances to employees	**1.71**	3.44
Deposits	**-**	18.71
Others	**392.95**	408.74
Total	**2,148.54**	2,355.15

20. Trade Payables

Particulars	As at March 31, 2026	As at March 31, 2025
Total outstanding dues of micro enterprises and small enterprises (MSME)	**55.40**	8.50
Total outstanding dues to creditors other than micro enterprises and small enterprises	**2,010.56**	3,506.10
Total	**2,065.96**	3,514.60

20.A Details of dues to micro and small enterprises

Trade Payables includes ₹ 55.40 million (Previous Year ₹ 8.50 million) payable to "Suppliers" registered under the Micro, Small and Medium Enterprises Development Act, 2006. Interest paid by the Group during the year to "Suppliers" registered under this Act is ₹ Nil million (Previous year: ₹ 0.22 million). The aforementioned is based on the responses received by the Group to its inquiries with suppliers with regard to applicability under the said Act.

20.B Trade Payables ageing schedule

As at March 31, 2026	Outstanding for following periods from due date of payment						
Particulars	Unbilled	Not due	Less than 1 year	1-2 years	2-3 Years	More than 3 years	Total
(i) MSME	-	-	55.40	-	-	-	55.40
(ii) Others	515.94	0.19	1,422.45	0.72	9.51	61.75	2,010.56
Total	**515.94**	**0.19**	**1,477.85**	**0.72**	**9.51**	**61.75**	**2,065.96**

As at March 31, 2025	Outstanding for following periods from due date of payment						
Particulars	Unbilled	Not due	Less than 1 year	1-2 years	2-3 Years	More than 3 years	Total
(i) MSME	-	-	8.50	-	-	-	8.50
(ii) Others	181.65	-	3,246.28	1.88	14.59	61.70	3,506.10
Total	**181.65**	**-**	**3,254.78**	**1.88**	**14.59**	**61.70**	**3,514.60**

TAMBI & JAIPURKAR CHARTERED ACCOUNTANTS MUMBAI

EDEL FINANCE COMPANY LIMITED

21. Debt securities

Particulars	As at March 31, 2026	As at March 31, 2025
At amortised cost		
Non-convertible redeemable debentures	**1,02,513.74**	83,013.57
Commercial Paper	**2,470.04**	1,678.75
Compulsory Convertible Debentures	**-**	-
Total (refer Note below)	**1,04,983.78**	84,692.32
Debt Securities in India	**1,04,983.78**	84,692.32
Debt Securities outside India	**-**	-
Total	**1,04,983.78**	84,692.32

Note:

1. For secured debt, the Group has provided collateral in the nature of Pari Passu charge of immovable property, receivable from financing business, securities held for trading, investments, property (excluding intangible assets) and other assets.

2. Out of the above, ₹ 2,228.63 million as at March 31, 2026 (Previous Year ₹ 3,794.21 million) are unsecured.

Debt Securities as at March 31, 2026

Maturities	<1 Years	1-3 Years	>3 Years	Total
Rate of Interest				
8.00 - 8.99%	**3,793.63**	**407.69**	**-**	**4,201.32**
9.00 - 9.99%	**6,016.44**	**10,043.36**	**863.91**	**16,923.71**
10.00 - 10.99%	**7,640.00**	**13,855.63**	**7,273.72**	**28,769.35**
11.00 - 11.99%	**-**	**12,387.65**	**166.94**	**12,554.59**
12.00 - 12.99%	**-**	**974.21**	**-**	**974.21**
Various (benchmark linked)	**13,798.01**	**21,085.17**	**6,252.06**	**41,135.24**
Accrued Interest and EIR	**-**	**-**	**-**	**425.36**
Total	**31,248.08**	**58,753.71**	**14,556.63**	**1,04,983.78**

Debt Securities as at March 31, 2025

Maturities	<1 Years	1-3 Years	>3 Years	Total
Rate of Interest				
8.00 - 8.99%	530.64	2,816.23	-	3,346.87
9.00 - 9.99%	5,949.25	12,836.70	3,387.41	22,173.36
10.00 - 10.99%	762.00	3,964.67	7,556.84	12,283.51
11.00 - 11.99%	-	32.18	131.36	163.54
12.00 - 12.99%	-	-	26.11	26.11
Various (benchmark linked)	6,350.39	35,207.87	4,333.45	45,891.71
Accrued Interest and EIR	-	-	-	807.22
Total	13,592.28	54,857.65	15,435.17	84,692.32

TAMBI & JAIPURKAR ★ CHARTERED ACCOUNTANTS ★ MUMBAI

EDEL FINANCE COMPANY LIMITED

22. Borrowings (other than debt securities)

Particulars	As at March 31, 2026	As at March 31, 2025
At amortised cost		
Secured		
Term Loans		
- From Banks	**12,342.15**	11,830.10
- National Housing Bank	**820.31**	921.36
- Financial Institutions	**-**	2,639.10
[Secured by charge on receivable, cash and cash equivalents, immovable property / Fixed Assets, Investments, other assets from financing business and corporate guarantee from group company]		
Bank Overdraft	**292.67**	626.97
[Secured by charge on receivable from financing business and fixed deposit]		
Bank overdraft is in nature of Committed Cash Credit Lines repayable on demand.		
Working Capital demand loan (WCDL)	**450.01**	1,460.01
[Secured by charge on receivable from financing business]		
Tri party REPO	**15,859.86**	24,480.16
[Secured by pledge of government securities]		
Unsecured		
Loan and advances from related parties	**35,526.21**	26,138.32
Inter Corporate Deposit	**18.45**	17.72
Total	**65,309.66**	68,113.74
Borrowings in India	**65,309.66**	68,113.74
Borrowings outside India	**-**	-
Total	**65,309.66**	68,113.74

Following is the repayment terms of term loans:

Term loans from Banks and financial institutions - Secured as at March 31, 2026

Maturities	<1 Years	1-3 Years	>3 Years	Total
Rate of Interest				
9.00 - 9.99%	**1,515.67**	**2,156.93**	**738.89**	**4,411.49**
10.00 - 10.99%	**1,796.46**	**2,969.25**	**595.98**	**5,361.69**
11.00 - 11.99%	**843.60**	**1,467.20**	**501.50**	**2,812.30**
12.00 - 12.99%	**-**	**-**	**-**	**-**
Accrued Interest and EIR	**-**	**-**	**-**	**(243.33)**
Total	**4,155.73**	**6,593.38**	**1,836.37**	**12,342.15**

TAMBI & JAIPURKAR MUMBAI CHARTERED ACCOUNTANTS

EDEL FINANCE COMPANY LIMITED

(Currency: Indian rupees in millions)

22 Borrowings (other than debt securities) (continued)

Term loans from Banks and financial institutions - Secured as at March 31, 2025

Maturities	<1 Years	1-3 Years	>3 Years	Total
Rate of Interest				
9.00 - 9.99%	2,178.22	4,200.67	1,686.53	8,065.42
10.00 - 10.99%	781.00	1,237.50	251.00	2,269.50
11.00 - 11.99%	3,031.42	888.00	224.00	4,143.42
12.00 - 12.99%	219.88	-	-	219.88
Accrued Interest and EIR	-	-	-	(229.02)
Total	6,210.52	6,326.17	2,161.53	14,469.20

Term loans from Others - Secured as at March 31, 2026 (NHB)

Maturities	**<1 Years**	**1-3 Years**	**>3 Years**	**Total**
Rate of Interest				
5.00 - 5.99%	**27.83**	**74.06**	**70.60**	**172.49**
6.00 - 6.99%	-	-	-	-
7.00 - 7.99%	**102.75**	**208.51**	**140.24**	**451.50**
8.00 - 8.99%	**33.66**	**45.36**	**117.30**	**196.32**
Total	**164.24**	**327.93**	**328.14**	**820.31**

Term loans from Others - Secured as at March 31, 2025 (NHB)

Maturities	<1 Years	1-3 Years	>3 Years	Total
Rate of Interest				
6.00 - 6.99%	46.01	49.90	70.05	165.96
8.00 - 8.99%	7.40	-	748.00	755.40
Total	53.41	49.90	818.05	921.36

TAMBI & JAIPURKAR CHARTERED ACCOUNTANTS MUMBAI

EDEL FINANCE COMPANY LIMITED

23. Subordinated liabilities

Particulars	As at March 31, 2026	As at March 31, 2025
At amortised cost		
Unsecured		
Non-convertible subordinated debt	6,904.09	11,227.01
Total	**6,904.09**	11,227.01
Subordinated liabilities in India	6,904.09	11,227.01
Subordinated liabilities outside India	-	-
Total	**6,904.09**	11,227.01

23.A Maturity profile and rate of interest of subordinated liabilities are set out below:

Terms and condition related to subordinated liabilities:

Subordinated liabilities – March 31, 2026

Maturities	<1 Years	1-3 Years	>3 Years	Total
Rate of Interest				
9.00 - 9.99%	**120.00**	**3,285.91**	-	**3,405.91**
10.00 - 10.99%	**2,500.00**	**600.00**	-	**3,100.00**
11.00 - 11.99%	-	-	-	-
Accrued Interest and EIR	-	-	-	**398.18**
Total	**2,620.00**	**3,885.91**	-	**6,904.09**

Subordinated Liabilities – March 31, 2025

Maturities	<1 Years	1-3 Years	>3 Years	Total
Rate of Interest				
9.00 - 9.99%	50.00	3,110.00	200.00	3,360.00
10.00 - 10.99%	200.00	3,079.74	189.76	3,469.50
11.00 - 11.99%	3,525.63	-	-	3,525.63
Accrued Interest and EIR	-	-	-	871.88
Total	3,775.63	6,189.74	389.76	11,227.01

TAMBI & JAIPURKAR CHARTERED ACCOUNTANTS MUMBAI

EDEL FINANCE COMPANY LIMITED

24. Other financial liabilities

Particulars	As at March 31, 2026	As at March 31, 2025
Book overdraft	**169.69**	7.03
Payable to employees	**975.49**	1,177.38
Lease liabilities	**393.20**	534.75
Payable on account of securitisation	**10,673.24**	13,216.47
Other Liabilities	**2,922.88**	973.45
Total	**15,134.50**	15,909.08

25. Current tax liabilities (net)

Particulars	As at March 31, 2026	As at March 31, 2025
Provision for taxation (Net of advance tax)	**63.50**	880.09
Total	**63.50**	880.09

26. Provisions

Particulars	As at March 31, 2026	As at March 31, 2025
Provision for employee benefits		
Gratuity	**263.68**	126.40
Compensated leave absences	**84.84**	40.48
Others	**11.16**	8.75
Total	**359.68**	175.63

27. Other non-financial liabilities

Particulars	As at March 31, 2026	As at March 31, 2025
Statutory liabilities	**577.06**	528.80
Income received in advance	**43.69**	20.59
Others	**68.05**	19.32
Total	**688.80**	568.71

TAMBI & JAIPURKAR CHARTERED ACCOUNTANTS MUMBAI

EDEL FINANCE COMPANY LIMITED

28. Equity share capital

Particulars	As at March 31, 2026		As at March 31, 2025	
	No. of shares	Amount	No. of shares	Amount
Authorised :				
Equity Shares of ₹ 100 each	22,85,00,000	22,850.00	22,85,00,000	22,850.00
Preference shares of ₹ 100 each	5,00,00,000	5,000.00	5,00,00,000	5,000.00
	27,85,00,000	**27,850.00**	27,85,00,000	27,850.00
Issued, Subscribed and Paid up:				
Equity Shares of ₹ 100 each	14,59,27,388	14,592.75	9,56,67,388	9,566.75
Total	**14,59,27,388**	**14,592.75**	9,56,67,388	9,566.75

28.A Reconciliation of number of shares

Particulars	As at March 31, 2026		As at March 31, 2025	
	No. of shares	Amount	No. of shares	Amount
Outstanding at the beginning of the year	9,56,67,388	9,566.75	9,56,67,388	9,566.75
Additional equity shares issued during the year	2,00,00,000	2,000.00	-	-
CCPS Converted into equity shares*	1,65,00,000	1,650.00	-	-
CCD Converted into equity shares**	1,37,60,000	1,376.00	-	-
Outstanding at the end of the year	**14,59,27,388**	**14,592.75**	9,56,67,388	9,566.75

* During the year ended March 31, 2026, the Company has converted its Compulsorily Convertible Preference Shares ("CCPS") into equity shares in the ratio of 1:1 in accordance with terms of the issue. Accordingly, the Company has issued 1,65,00,000 equity shares in place of 1,65,00,000 CCPS.

** During the year ended March 31, 2026, the Company has converted its Compulsorily Convertible Debentures ("CCDs") into equity shares in the ratio of 1.72:1 in accordance with terms of the issue. Accordingly, the Company has issued 1,37,60,000 equity shares in place of 80,00,000 CCDs.

28.B Terms/rights attached to equity shares :

The Company has only one class of equity shares having a par value of ₹ 100/-. Each holder of equity shares is entitled to one vote per share held.

In the event of liquidation of the Company, the equity shareholders will be entitled to receive the remaining assets of the Company, after distribution of all preferential amounts, if any, in proportion to the number of equity shares held by the shareholders.

28.C Shares held by holding/ultimate holding company and/or their subsidiaries/associates

Particulars	As at March 31, 2026		As at March 31, 2025	
	No. of shares	% holding	No. of shares	% holding
Holding company				
Edelweiss Financial Services Limited (EFSL)*	14,59,27,388	100.00%	9,56,67,388	100.00%
Total	**14,59,27,388**	**100.00%**	9,56,67,388	100.00%

* including 6 shares held by Nominees of EFSL

28.D Details of shares held by promoters in the Company

As at March 31, 2026

Promoter name	No. of shares at the beginning of the year	Change during the year	No. of shares at the end of the year	% of total shares	% Change during the year
Edelweiss Financial Services Limited*	9,56,67,388	5,02,60,000	14,59,27,388	100.00%	-
Total	**9,56,67,388**	**5,02,60,000**	**14,59,27,388**	**100.00%**	-

TAMBI & JAIPURKAR CHARTERED ACCOUNTANTS MUMBAI

EDEL FINANCE COMPANY LIMITED

As at March 31, 2025

Promoter name	No. of shares at the beginning of the year	Change during the year	No. of shares at the end of the year	% of total shares	% Change during the year
Edelweiss Financial Services Limited*	9,56,67,388	-	9,56,67,388	100.00%	-
Total	9,56,67,388	-	9,56,67,388	100.00%	-

* including 6 shares held by Nominees of EFSL

28. Equity share capital (Continued)

28.E Details of shares held by shareholders holding more than 5% of the aggregate shares in the Company

Particulars	As at March 31, 2026		As at March 31, 2025	
	No. of shares	**% holding**	No. of shares	% holding
Edelweiss Financial Services Limited*	14,59,27,388	100.00%	9,56,67,388	100.00%
Total	**14,59,27,388**	**100.00%**	9,56,67,388	100.00%

* including 6 shares held by Nominees of EFSL

28.F There are no shares reserved for issue under options and contracts / commitments for the sale of shares / disinvestment.

29. Instruments entirely equity in nature

A. Particulars

	As at March 31, 2026		As at March 31, 2025	
	No. of shares	**Amount**	No. of shares	Amount
Compulsorily Convertible Preference Shares (CCPS)				
(16,500,000 CCPS - 0.01% Compulsorily Convertible Preference Shares ("CCPS") of face value of ₹ 100/-)	1,65,00,000	1,650.00	1,65,00,000	1,650.00
Less: CCPS converted into equity shares during the year	(1,65,00,000)	(1,650.00)	-	-
Total	-	-	1,65,00,000	1,650.00

Reconciliation of number of CCPS

Particulars	As at March 31, 2026		As at March 31, 2025	
	No. of shares	**Amount**	No. of shares	Amount
Outstanding at the beginning of the year	1,65,00,000	1,650.00	1,65,00,000	1,650.00
Additional CCPS issued during the year	-	-	-	-
Less: CCPS converted into equity shares during the year	(1,65,00,000)	(1,650.00)	-	-
Outstanding at the end of the year	-	-	1,65,00,000	1,650.00

Terms of Compulsorily Convertible Preference Shares ("CCPS")

The Company had issued and allotted 65,00,000 0.01% CCPS on March 9, 2021 convertible into Equity shares at a ratio of 1:1 and during the year, the Company has converted its CCPS into equity shares.

The Company had issued and allotted 1,00,00,000 0.01% CCPS on March 20, 2021 convertible into Equity shares at a ratio of 1:1 and during the year, the Company has converted its CCPS into equity shares.

B. Particulars

	As at March 31, 2026		As at March 31, 2025	
	No. of shares	**Amount**	No. of shares	Amount
Compulsorily Convertible Debentures (CCD)				
(80,00,000 CCD - 0.01% Compulsory Convertible Debentures ("CCD") of face value of ₹ 1000/-)	80,00,000	8,000.00	80,00,000	8,000.00
Less: CCD converted into equity shares during the year	(80,00,000)	(8,000.00)	-	-
Total	-	-	80,00,000	8,000.00

TAMBI & JAIPURKAR CHARTERED ACCOUNTANTS MUMBAI

EDEL FINANCE COMPANY LIMITED

Reconciliation of number of CCD

Particulars	As at March 31, 2026		As at March 31, 2025	
	No. of shares	**Amount**	No. of shares	Amount
Outstanding at the beginning of the year	80,00,000	8,000.00	80,00,000	8,000.00
Additional CCD issued during the year	-	-	-	-
Less: CCD converted into equity shares during the year	(80,00,000)	(8,000.00)	-	-
Outstanding at the end of the year	**-**	**-**	80,00,000	8,000.00

Terms of Compulsorily Convertible Debentures ("CCD")

The Company had issued and allotted 80,00,000 0.01% CCDs on March 28, 2024 and during the year, the Company has converted its CCDs into equity shares.

Particulars	As at March 31, 2026 Amount	As at March 31, 2025 Amount
Total of Instruments entirely equity in nature (A+B)	**-**	9,650.00

TAMBI & JAIPURKAR CHARTERED ACCOUNTANTS MUMBAI

EDEL FINANCE COMPANY LIMITED

30. Other equity

Particulars	As at March 31, 2026	As at March 31, 2025
Capital Reserve	**(236.85)**	(183.59)
Capital redemption reserve	**300.96**	300.96
Securities premium reserve	**15,758.89**	9,169.50
Statutory Reserve under Section 45-IC of the Reserve Bank of India Act, 1934	**8,274.55**	7,799.64
Statutory Reserve under Section 29C of the Reserve Bank of India Act, 1934	**730.51**	684.92
Retained earnings	**(23,320.92)**	(22,256.46)
Deemed capital contribution - Equity	**281.97**	235.26
Impairment reserve	**32.27**	32.27
Debenture Redemption Reserve	**2,944.10**	2,764.10
Foreign Exchange Translation Reserves	**444.92**	303.73
Revaluation Reserve through other comprehensive income	**903.15**	1,222.17
Fair value changes on equity instruments through other comprehensive income / (loss)	**(15,823.69)**	(14,751.54)
Total	**(9,710.14)**	(14,679.04)

30.1 Capital Reserve

Capital reserve represents the gains of capital nature which is not freely available for distribution.

30.2 Capital redemption reserve

The reserve can be utilised only for limited purposes such as issuance of bonus shares in accordance with the provisions of the Companies Act, 2013.

30.3 Securities premium reserve

Securities premium reserve is used to record the premium on issue of shares. The reserve can be utilised only for limited purposes such as issuance of bonus shares in accordance with the provisions of the Companies Act, 2013.

30.4 Statutory Reserve under Section 45-IC of the Reserve Bank of India Act, 1934

Reserve created under 45-IC(1) of the Reserve Bank of India Act, 1934 a sum not less than twenty per cent of its net profit every year as disclosed in the profit and loss account and before any dividend is declared.

30.5 Statutory Reserve under Section 29C of the Reserve Bank of India Act, 1934

In terms of Section 29C of the National Housing Bank Act, 1987 every housing finance institution which is a company is required to create a reserve fund and transfer therein a sum not less than twenty percent of its net profit every year as disclosed in the profit and loss account before any dividend is declared. Housing Finance Companies (HFCs), are permitted to withdraw from the said reserve fund, the excess amount credited (in excess of the statutory minimum of 20%) in the previous years for any business purposes subject to suitable disclosure in the balance sheet and in the case of HFCs which have transferred only the statutory minimum in the previous years to selectively permit them to withdraw from the reserve fund only for the purpose of provisioning for non-performing assets subject to the conditions that there is no debit balance in the profit and loss account and that the reason for such withdrawal are stated explicitly in the balance sheet.

30.6 Retained earnings

Retained earnings comprises of the Company's undistributed earnings after taxes.

30.7 Deemed capital contribution - Equity

Deemed capital contribution relates to share options granted to eligible employees of the Company by the parent company under its employee share option plan.

TAMBI & JAIPURKAR CHARTERED ACCOUNTANTS MUMBAI

EDEL FINANCE COMPANY LIMITED

30 Other Equity (Continued)

30.8 Impairment reserve

As per the RBI circular RBI/2019-20/170 dated 13th March, 2020, where impairment allowance under Ind AS 109 is lower than the provisioning required under IRACP (including standard asset provisioning), NBFCs (CICs) shall appropriate the difference from their net profit or loss after tax to a separate 'Impairment Reserve'. Further, no withdrawals shall be permitted from this reserve without prior permission from the RBI.

30.9 Debenture Redemption Reserve

The Companies Act, 2013 requires companies that issue debentures to create a debenture redemption reserve from annual profits until such debentures are redeemed. Company being Non-Banking Financial Company (NBFC) has to maintain Debenture Redemption reserve upto 25% of the value of debentures issued through public issue. The amounts credited to the debenture redemption reserve may not be utilised except to redeem debentures. On redemption of debentures, the amount may be transferred from debenture redemption reserve to retained earnings.

30.10 Revaluation Reserve through other comprehensive income

Group has decided to change to revaluation model from cost model of accounting for a class of asset. Similarly, group entities have also changed their existing model for Flats and building to align with the Group policy.

30.11 Fair value changes on equity Instruments through Other Comprehensive Income

The Group has elected to recognise changes in the fair value of certain investments in financial instruments in other comprehensive income. These changes are accumulated within the FVOCI within equity. The Group transfers amounts from this reserve to retained earnings when the relevant financial instruments are derecognised.

TAMBI & JAIPURKAR CHARTERED ACCOUNTANTS MUMBAI

EDEL FINANCE COMPANY LIMITED

31. Interest Income

Particulars	March 31, 2026	March 31, 2025
on financial assets measured at amortised cost		
Interest on loans	**6,870.72**	5,947.38
Interest income from investments	**669.00**	13.84
Interest on fixed deposits with banks	**188.69**	209.05
Other interest Income	**240.03**	430.92
on financial assets measured at fair value through profit or loss		
Interest income from Investments	**2,721.35**	2,337.04
Other interest Income	**42.42**	0.10
on financial assets measured at fair value through other comprehensive income		
Interest on loans	**496.20**	415.30
Total	**11,228.41**	9,353.63

32. Dividend Income

Particulars	March 31, 2026	March 31, 2025
Dividend on Investment	**1,352.60**	627.39
Total	**1,352.60**	627.39

33. Fee income

Particulars	March 31, 2026	March 31, 2025
Advisory and other fees	**1,386.28**	843.03
Income from broking	**2.43**	-
Total	**1,388.71**	843.03

Below is the disaggregation of the revenue from contracts with customers and its reconciliation to amounts reported in statement of profit and loss:

Particulars	March 31, 2026	March 31, 2025
Service transferred at a point in time	**1,117.57**	843.03
Service transferred over time	**271.14**	-
Total revenue from contract with customers	**1,388.71**	843.03

TAMBI & JAIPURKAR CHARTERED ACCOUNTANTS MUMBAI

EDEL FINANCE COMPANY LIMITED

(Currency: Indian rupees in millions)

34. Net gain on fair value changes

Particulars	March 31, 2026	March 31, 2025
Net gain/ (loss) on financial instruments at fair value through profit or loss		
On trading portfolio		
Investment at FVTPL	**4,988.10**	20,066.90
Derivatives at FVTPL	**622.11**	(562.51)
Others		
Other financial instruments	**2,283.90**	2,154.89
Total Net gain on fair value changes	**7,894.11**	21,659.28
Fair value changes		
Realised	**9,839.41**	19,749.19
Unrealised	**(1,945.30)**	1,910.09
Total	**7,894.11**	21,659.28

35. Other operating revenue

Particulars	March 31, 2026	March 31, 2025
Rental income	**449.16**	455.86
Income from Training Centre	**47.93**	51.22
Total	**497.09**	507.08

36. Other income

Particulars	March 31, 2026	March 31, 2025
Profit / (loss) on sale of investments	**7,202.02**	29.65
Interest on Income Tax Refund	**87.43**	190.39
Profit on sale of property, plant and equipment and tangible assets (net)	**26.41**	0.62
Miscellaneous income	**172.82**	563.54
Total	**7,488.68**	784.20

TAMBI & JAIPURKAR CHARTERED ACCOUNTANTS MUMBAI

EDEL FINANCE COMPANY LIMITED

37. Finance costs (at amortised cost unless otherwise stated)

Particulars	March 31, 2026	March 31, 2025
Interest on borrowings other than debt securities	**7,698.80**	7,163.59
Interest on debt securities	**10,645.63**	10,407.07
Interest on subordinated liabilities	**723.69**	1,207.55
Other interest expense	**827.65**	594.96
Total	**19,895.77**	19,373.17

38. Impairment on financial instruments (at amortised cost unless otherwise stated)

Particulars	March 31, 2026	March 31, 2025
On loans	**978.17**	(2,341.35)
On investments	**2,397.70**	680.01
On trade receivables	**76.49**	23.12
Total	**3,452.36**	(1,638.22)

39. Employee benefits expense

Particulars	March 31, 2026	March 31, 2025
Salaries and wages	**3,418.75**	3,076.41
Contribution to provident and other funds	**177.75**	148.21
Expense on Employee Stock Option Scheme (ESOP) and SAR (refer note below)	**160.11**	(15.83)
Staff welfare expenses	**149.41**	101.24
Total	**3,906.02**	3,310.03

Notes:

Edelweiss Financial Services Limited ("EFSL") the holding Company has granted an ESOP & SAR option to acquire equity shares of EFSL that would vest in a graded manner to Company's employees. Based on group policy / arrangement, EFSL has charged the fair value of such stock options, Company has accepted such cross charge and recognised the same under the employee cost.

TAMBI & JAIPURKAR CHARTERED ACCOUNTANTS MUMBAI

EDEL FINANCE COMPANY LIMITED

(Currency: Indian rupees in millions)

40. Other expenses

Particulars	March 31, 2026	March 31, 2025
Advertisement and business promotion	**29.20**	16.98
Auditors' remuneration	**49.83**	46.50
Commission and brokerage	**142.87**	235.94
Communication expenses	**154.98**	41.74
Computer expenses	**596.25**	432.67
Donations	**9.26**	84.64
Directors' sitting fees	**19.67**	17.64
Dematerialisation charges	**602.42**	292.78
Electricity charges	**45.86**	67.21
Insurance	**5.34**	9.23
Legal and professional fees	**1,198.26**	2,220.10
Loan origination costs amortised	**224.37**	157.66
Office expenses	**165.57**	136.67
Rates and taxes	**752.55**	646.08
Rent	**52.14**	77.81
Repairs and maintenance	**85.23**	46.24
Stamp duty	**126.44**	84.14
Security transaction tax	**825.66**	447.38
Transportation and Freight Expenses	**137.12**	126.74
Housekeeping and security charges	**0.11**	21.79
Miscellaneous expenses	**166.90**	183.16
Total	**5,390.03**	5,393.10

TAMBI & JAIPURKAR CHARTERED ACCOUNTANTS MUMBAI

EDEL FINANCE COMPANY LIMITED

41. Income tax

The components of income tax expense recognised in profit or loss for the years ended March 31, 2026 and March 31, 2025 are:

Particulars	March 31, 2026	March 31, 2025
Current tax	**15.85**	3,149.27
Adjustment in respect of current income tax of prior years	**(757.71)**	(35.82)
Deferred tax relating to origination and reversal of temporary differences	**646.32**	(2,220.82)
Total tax expense	**(95.54)**	892.63
Total current tax	**(741.86)**	3,113.45
Total deferred tax	**646.32**	(2,220.82)

41.1 Reconciliation of the total tax expense

The tax expense shown in the statement of profit and loss differs from the tax expense that would apply if all profits had been charged at India corporate tax rate. A reconciliation between the tax expense and the accounting profit multiplied by India's domestic tax rate for the year ended, as follows:

Particulars	March 31, 2026	March 31, 2025
Profit / (loss) before tax	**(1,051.40)**	10,641.22
Tax rate	**25.17%**	25.17%
Income tax expense calculated based on above tax rate	**(264.62)**	2,678.18
Adjustment in respect of income tax of prior years	**(757.71)**	(35.83)
Write-down / reversal of write down of deferred tax assets on unused tax credits and unused tax losses (net)	**418.29**	(30.13)
Effect of non-recognition of deferred tax asset on current-period losses	**342.16**	678.56
Effect of recognition of deferred tax asset on prior period losses - earlier not recognised	**-**	-
Impact of tax rate change	**(733.24)**	(2,074.06)
Others	**899.58**	(324.09)
Tax expense recognised in profit or loss	**(95.54)**	892.63

TAMBI & JAIPURKAR CHARTERED ACCOUNTANTS MUMBAI

EDEL FINANCE COMPANY LIMITED

42. Components of deferred tax

The following table shows deferred tax recorded in the Balance sheet and changes recorded in the income tax expense:

As at March 31, 2026

Particulars	Opening deferred tax asset/(liability)	Addition/Reduction on account of acquisition / divestment during the year	Recognised in profit or loss	Recognised in other comprehensive income (OCI)	Others	Total Movement	Closing deferred tax asset/(liability)
Provision for expected credit losses	1,480.08	-	(443.43)	-	-	(443.43)	1,036.65
Unused tax losses / credits	11,602.30	-	(931.50)	47.91	4.11	(879.48)	10,722.82
Employee benefits obligations	87.75	-	17.07	15.63	(0.04)	32.66	120.41
Fair valuation of Financial Assets	159.90	-	381.72	(47.91)	27.02	360.83	520.73
Property, Plant and Equipment and Intangible assets	(800.69)	-	271.07	54.13	-	325.20	(475.49)
Adjustment of effective interest rate on Borrowings	(97.27)	-	58.75	-	-	58.75	(38.52)
Special Reserve u/s 36(1)(viii)	(112.50)	-	-	-	-	-	(112.50)
Total	12,319.57	-	(646.32)	69.76	31.09	(545.47)	11,774.10

As at March 31, 2025

Particulars	Opening deferred tax asset/(liability)	Addition/Reduction on account of acquisition / divestment during the year	Recognised in profit or loss	Recognised in other comprehensive income (OCI)	Others	Total Movement	Closing deferred tax asset/(liability)
Provision for expected credit losses	1,132.86	-	347.22	-	-	347.22	1,480.08
Unused tax losses / credits	12,470.15	155.57	(1,023.42)	-	-	(867.85)	11,602.30
Employee benefits obligations	88.11	6.28	4.90	(11.54)	-	(0.36)	87.75
Fair valuation of Financial Assets	(2,994.76)	(14.59)	2,674.44	494.81	-	3,154.66	159.90
Property, Plant and Equipment and Intangible assets	(981.23)	(0.74)	181.28	-	-	180.54	(800.69)
Adjustment of effective interest rate on Borrowings	(133.67)	-	36.40	-	-	36.40	(97.27)
Special Reserve u/s 36(1)(viii)	(112.50)	-	-	-	-	-	(112.50)
Total	9,468.96	146.52	2,220.82	483.27	-	2,850.61	12,319.57

Note:

Deferred tax assets are recognised to the extent that it is probable that taxable profits will be available against which such assets can be utilised. Management has assessed future taxable profits based on approved business plans, expected improvements in operations and reversal of taxable temporary differences.

Based on this assessment, management believes that sufficient future taxable income will be available to realise the recognised deferred tax assets. Accordingly, deferred tax assets have been recognised only to the extent considered recoverable and are reviewed at each reporting date.

TAMBI & JAIPURKAR CHARTERED ACCOUNTANTS MUMBAI

EDEL FINANCE COMPANY LIMITED

42. Components of deferred tax (Continued)

42.1. Details of temporary differences where deferred tax assets have not been recognised in the balance sheet

As at March 31, 2026

Financial Year to which the loss relates to	Deductible temporary differences		Unused tax losses						
			Unabsorbed Depreciation		Unabsorbed Long Term capital loss		Business Loss/ Short term capital loss		Total
	Amount	Expiry year - financial year	Amount	Expiry year - financial year	Amount	Expiry year - financial year	Amount	Expiry year - financial year	Amount
2025-26	0.57	Not applicable	1.24	No expiry	-	-	496.67	2033-34	497.91
2024-25	10.00	Not applicable	62.48	No expiry	13.01	2032-33	1,412.45	2032-33	1,487.94
2023-24	-	-	40.92	No expiry	-	-	1,176.46	2031-32	1,217.38
2022-23	15.86	Not applicable	15.80	No expiry	-	-	1,874.68	2030-31	1,890.48
2021-22	-	-	5.40	No expiry	-	-	1,264.90	2029-30	1,270.30
2020-21	23.00	Not applicable	10.49	No expiry	-	-	1,681.25	2028-29	1,691.74
2019-20	-	-	6.81	No expiry	-	-	2,213.09	2027-28	2,219.90
2018-19	-	-	3.24	No expiry	-	-	565.61	2026-27	568.85
2017-18	-	-	1.93	No expiry	-	-	25.75	2025-26	27.68
2016-17	-	-	4.46	No expiry	-	-	-	-	4.46
2013-14	-	-	0.74	No expiry	-	-	-	-	0.74
Total	**49.43**		**153.51**		**13.01**		**10,710.86**		**10,877.38**

As at March 31, 2025

Financial Year to which the loss relates to	Deductible temporary differences		Unused tax losses						
			Unabsorbed Depreciation		Unabsorbed Long Term capital loss		Business Loss/ Short term capital loss		Total
	Amount	Expiry year - financial year	Amount	Expiry year - financial year	Amount	Expiry year - financial year	Amount	Expiry year - financial year	Amount
2024-25	10.00	Not applicable	2.02	No expiry	-	-	1,510.23	2032-33	1,512.25
2023-24	-	-	105.04	No expiry	-	-	1,522.45	2031-32	1,627.49
2022-23	15.86	Not applicable	127.25	No expiry	-	-	2,405.64	2030-31	2,532.89
2021-22	-	-	154.19	No expiry	-	-	1,810.83	2029-30	1,965.02
2020-21	23.00	Not applicable	197.76	No expiry	936.18	2028-29	2,479.11	2028-29	3,613.05
2019-20	-	-	207.87	No expiry	-	-	2,083.56	2027-28	2,291.43
2018-19	-	-	194.85	No expiry	-	-	707.90	2026-27	902.75
2017-18	-	-	1.93	No expiry	-	-	364.80	2025-26	366.73
2016-17	-	-	4.46	No expiry	-	-	-	-	4.46
2013-14	-	-	0.74	No expiry	-	-	-	-	0.74
Total	48.86		996.11		936.18		12,884.52		14,816.81

43. **Earnings per Share (EPS)**

In accordance with Indian Accounting Standard 33 – "Earnings Per Share" prescribed by Companies (Indian Accounting Standards) Rules, 2015, the computation of earnings per share is set out below:

Particulars	March 31, 2026	March 31, 2025
Profit /(loss) for the year attributable to owners of the parent	**(852.07)**	9,608.27
Weighted average number of shares		
- Number of equity shares outstanding at the beginning of the year	**9,56,67,388**	9,56,67,388
- Number of equity shares issued and issued upon conversion during the year	**4,30,27,123**	-
Total number of equity shares outstanding at the end of the year	**13,86,94,511**	9,56,67,388
Total number of CCPS outstanding at the end of the year	-	1,65,00,000
Total number of CCD outstanding at the end of the year	-	80,00,000
Weighted average number of equity shares outstanding during the year (based on the date of issue of shares)	**13,86,94,511**	12,59,27,388
Weighted average number of diluted equity shares outstanding during the year	**13,86,94,511**	12,59,27,388
Adjusted net profit for diluted EPS	**(852.07)**	9,608.27
Basic earnings per share (₹)	**(6.14)**	76.30
Diluted earnings per share (₹)	**(6.14)**	76.30

TAMBI & JAIPURKAR MUMBAI CHARTERED ACCOUNTANTS

EDEL FINANCE COMPANY LIMITED

44. Segment information

Primary Segment (Business segment)

The Group's business is organised and management reviews the performance based on the business segments as mentioned below:

Segment	Activities covered
Capital based business	Capital intensive business includes lending, investing and investment property
Financing business	Retail financing
Treasury management	Interest income and trading in securities
Agency business	Broking, referral and shared support services

Income for each segment has been specifically identified. Expenditure, assets and liabilities are either specifically identified with individual segments or have been allocated to segments on a systematic basis. Based on such allocations, segment disclosures relating to revenue, results, assets and liabilities have been prepared.

Secondary Segment

Since the business operations of the Group are primarily concentrated in India, the Group is considered to operate only in the domestic segment and therefore there is no reportable geographic segment

The following table gives information in terms of provisions of Indian Accounting Standard 108 - "Operating Segments".

Segment information	Particulars	Year Ended	
		March 31, 2026	March 31, 2025
I Segment Revenue*			
	Capital based business	**14,169.08**	15,020.93
	Agency business	**329.51**	-
	Financing business	**11,629.66**	11,199.65
	Treasury management	**6,050.35**	11,380.98
	Unallocated	**142.31**	90.13
	Total Income	**32,320.91**	37,691.69
II Segment Results (Profit/(loss) before tax)			
	Capital based business	**(336.87)**	3,723.99
	Agency business	**(141.09)**	-
	Financing business	**(331.27)**	(115.44)
	Treasury management	**(53.66)**	7,189.37
	Unallocated	**(188.51)**	(156.70)
	Profit / (Loss) before taxation	**(1,051.40)**	10,641.22
III Segment Assets			
	Capital based business	**45,353.93**	41,120.77
	Agency business	**783.79**	-
	Financing business	**1,06,842.05**	1,22,503.07
	Treasury management	**37,547.66**	19,241.46
	Unallocated	**15,296.99**	9,576.12
	Total assets	**2,05,824.42**	1,92,441.42
IV Segment Liabilities			
	Capital based business	**83,338.59**	70,327.46
	Agency business	**149.04**	-
	Financing business	**82,892.18**	98,289.81
	Treasury management	**32,839.23**	17,397.98
	Unallocated	**371.81**	569.07
	Total liabilities	**1,99,590.85**	1,86,584.32

***Segment revenue includes share in profit/(loss) in associates.**

TAMBI & JAIPURKAR CHARTERED ACCOUNTANTS MUMBAI

EDEL FINANCE COMPANY LIMITED

45. Transfer of financial assets

The following tables provide a summary of financial assets that have been transferred in such a way that part or all of the transferred financial assets do not qualify for derecognition, together with the associated liabilities

Particulars	March 31, 2026	March 31, 2025
Securitisations		
Carrying amount of transferred assets (held as collateral)	**13,442.31**	16,475.70
Carrying amount of associated liabilities	**10,942.70**	15,294.26
Fair value of assets	**13,565.23**	16,540.63
Fair value of associated liabilities	**10,820.81**	14,672.06
Net position at fair value	**2,744.42**	1,868.57

46. Disclosure of interest in other entities

1 Details of non wholly owned subsidiaries that have material non-controlling interests.

Name of subsidiary	Place of incorporation and principal place of business	Proportion of ownership interests held by non-controlling interests - March 31, 2026	Proportion of ownership interests held by non-controlling interests - March 31, 2025	Profit/ (loss) allocated to non- controlling interests	
				March 31, 2026	March 31, 2025
Edge Advisory and Management Services Private Limited	India	**1.80%**	-	**0.91**	-
Nido Home Finance Limited	India	**5.00%**	5.00%	**11.38**	9.21
Edelweiss Investment Adviser Limited	India	**-**	1.93%	**-**	10.33
Ecap Equities Limited	India	**1.80%**	1.93%	**(123.22)**	107.32
ECL Finance Limited	India	**0.57%**	0.40%	**(5.37)**	(53.46)
Edelcap Securities Limited	India	**1.80%**	1.93%	**4.99**	(0.77)
Edelweiss Retail Finance Limited	India	**-**	1.79%	**-**	(6.78)
Edelweiss Private Equity Tech Fund	India	**6.12%**	5.49%	**13.73**	(8.17)
Edelweiss Value and Growth Fund	India	**5.67%**	5.05%	**17.02**	18.27
Edelweiss Multi Strategy Fund Advisors LLP	India	**0.90%**	0.96%	**-**	-
Edel Investments Limited	India	**1.80%**	1.93%	**2.22**	(0.24)
Edelweiss International (Singapore) Pte. Limited	Singapore	**1.80%**	1.93%	**(1.27)**	0.67
Ecap Securities and Investments Limited	India	**6.66%**	12.60%	**(27.84)**	-

TAMBI & JAIPURKAR MUMBAI CHARTERED ACCOUNTANTS

EDEL FINANCE COMPANY LIMITED

46. Disclosure of interest in other entities (Continued)

Summarised financial information in respect of each of the Group's subsidiaries that have material non-controlling interests is set out below. The summarised financial information below represents amounts before intra-group eliminations.

Edge Advisory and Management Services Private Limited	As at March 31, 2026	As at March 31, 2025
Financial assets	**632.79**	640.88
Non-financial assets	**8.03**	15.78
Financial liabilities	**8.55**	4.69
Non-financial liabilities	**6.58**	76.89
Equity attributable to owners of the company	**614.46**	575.07
Non-controlling interest	**11.23**	-

Particulars	For the year ended March 31, 2026	For the year ended March 31, 2025
Revenue from operations	**130.14**	64.25
Total income	**204.24**	161.24
Total expenses	**144.55**	79.31
Profit / (loss) before tax	**59.69**	81.93
Exceptional Items and Tax expense	**8.99**	21.85
Profit / (loss) for the year	**50.70**	60.08
Total comprehensive income / (loss)	**50.62**	60.11
Profit / (loss) for the year attributable to owners of the parent	**49.71**	60.11
Profit / (loss) for the year attributable non-controlling interests	**0.91**	-
Cash flows (used) / generated from operating activities	**(83.50)**	128.40
Cash flows (used) / generated from investing activities	**68.00**	(0.08)
Cash flows (used) / generated from financing activities	**(0.05)**	(918.86)
Net cash inflow/(outflow)	**(15.55)**	(790.54)

Nido Home Finance Limited	As at March 31, 2026	As at March 31, 2025
Financial assets	**40,365.45**	39,836.99
Non-financial assets	**737.88**	679.19
Financial liabilities	**32,300.76**	32,011.62
Non-financial liabilities	**269.77**	222.56
Equity attributable to owners of the company	**8,106.16**	7,867.90
Non-controlling interest	**426.64**	414.10

Particulars	For the year ended March 31, 2026	For the year ended March 31, 2025
Revenue from operations	**5,834.25**	5,121.00
Total income	**5,926.53**	5,206.26
Total expenses	**5,652.99**	5,011.43
Profit / (loss) before tax	**273.54**	194.83
Exceptional Items and Tax expense	**45.56**	8.50
Profit / (loss) for the year	**227.98**	186.33
Total comprehensive income / (loss)	**227.54**	184.27
Profit / (loss) for the year attributable to owners of the parent	**216.16**	175.06
Profit / (loss) for the year attributable non-controlling interests	**11.38**	9.21
Cash flows (used) / generated from operating activities	**(1,567.79)**	(1,301.38)
Cash flows (used) / generated from investing activities	**20.70**	(8.35)
Cash flows (used) / generated from financial activities	**(74.59)**	2,665.11
Net cash inflow/(outflow)	**(1,621.68)**	1,355.38

TAMBI & JAIPURKAR CHARTERED ACCOUNTANTS MUMBAI

EDEL FINANCE COMPANY LIMITED

46. Disclosure of interest in other entities (Continued)

Edelweiss Investment Adviser Limited	As at March 31, 2026	As at March 31, 2025
Financial assets	**9,655.22**	6,067.38
Non-financial assets	**492.72**	720.82
Financial liabilities	**9,405.66**	6,817.92
Non-financial liabilities	**47.81**	40.20
Equity attributable to owners of the company	**694.47**	(68.57)
Non-controlling interest	**-**	(1.35)

Particulars	For the year ended March 31, 2026	For the year ended March 31, 2025
Revenue from operations	**2,527.35**	1,912.10
Total income	**2,527.94**	1,919.01
Total expenses	**1,582.35**	1,382.55
Profit / (loss) before tax	**945.59**	536.46
Exceptional Items and Tax expense	**181.28**	-
Profit / (loss) for the year	**764.31**	536.46
Total comprehensive income / (loss)	**764.39**	536.52
Profit / (loss) for the year attributable to owners of the parent	**764.39**	526.19
Profit / (loss) for the year attributable non-controlling interests	**-**	10.33
Cash flows (used) / generated from operating activities	**134.99**	2,288.60
Cash flows (used) / generated from investing activities	**(150.43)**	807.89
Cash flows (used) / generated from financing activities	**1,640.13**	783.64
Net cash inflow/(outflow)	**1,624.69**	3,880.13

Ecap Equities Limited	As at March 31, 2026	As at March 31, 2025
Financial assets	**47,737.50**	47,104.33
Non-financial assets	**5,763.78**	6,118.78
Financial liabilities	**41,092.52**	37,930.83
Non-financial liabilities	**297.37**	316.50
Equity attributable to owners of the company	**11,893.98**	14,687.49
Non-controlling interest	**217.41**	288.29

Particulars	For the year ended March 31, 2026	For the year ended March 31, 2025
Revenue from operations	**1,925.48**	29,614.32
Total income	**2,000.81**	29,632.77
Total expenses	**8,558.55**	23,430.55
Profit / (loss) before tax	**(6,557.74)**	6,202.22
Exceptional Items and Tax expense	**305.37**	626.72
Profit / (loss) for the year	**(6,863.11)**	5,575.50
Total comprehensive income / (loss)	**(6,864.50)**	5,575.14
Profit / (loss) for the year attributable to owners of the parent	**(6,741.28)**	5,467.82
Profit / (loss) for the year attributable non-controlling interests	**(123.22)**	107.32
Cash flows (used) / generated from operating activities	**3,935.07**	(2,255.47)
Cash flows (used) / generated from investing activities	**(8,849.91)**	9,720.39
Cash flows (used) / generated from financing activities	**5,112.49**	(8,457.89)
Net cash inflow/(outflow)	**197.65**	(992.97)

ECL Finance Limited	As at March 31, 2026	As at March 31, 2025
Financial assets	**61,905.10**	71,779.00
Non-financial assets	**8,889.00**	9,009.50
Financial liabilities	**50,432.80**	64,744.10
Non-financial liabilities	**67.10**	25.20
Equity attributable to owners of the company	**20,178.49**	15,955.02
Non-controlling interest	**115.71**	64.18

46. Disclosure of interest in other entities (Continued)

Particulars	For the year ended March 31, 2026	For the year ended March 31, 2025
Revenue from operations	**6,168.20**	6,161.50
Total income	**6,721.30**	6,455.30
Total expenses	**6,536.40**	5,892.00
Profit / (loss) before tax	**184.90**	563.30
Exceptional items and Tax expense	**46.30**	100.30
Profit / (loss) for the year	**138.60**	463.00
Total comprehensive income / (loss)	**(940.60)**	(13,343.70)
Profit / (loss) for the year attributable to owners of the parent	**(935.23)**	(13,290.24)
Profit / (loss) for the year attributable non-controlling interests	**(5.37)**	(53.46)
Cash flows (used) / generated from operating activities	**8,079.20**	8,970.20
Cash flows (used) / generated from investing activities	**865.30**	130.60
Cash flows (used) / generated from financing activities	**(13,047.40)**	(6,920.60)
Net cash inflow/(outflow)	**(4,102.90)**	2,180.20

Edelcap Securities Limited	As at March 31, 2026	As at March 31, 2025
Financial assets	**35,839.48**	16,637.74
Non-financial assets	**693.31**	505.23
Financial liabilities	**26,927.18**	9,020.31
Non-financial liabilities	**107.88**	66.35
Equity attributable to owners of the company	**9,327.24**	7,901.23
Non-controlling interest	**170.49**	155.08

Particulars	For the year ended March 31, 2026	For the year ended March 31, 2025
Revenue from operations	**4,052.17**	1,478.84
Total income	**4,057.18**	1,486.64
Total expenses	**3,787.27**	1,514.30
Profit / (loss) before tax	**269.91**	(27.66)
Exceptional items and Tax expense	**(7.77)**	10.27
Profit / (loss) for the year	**277.68**	(37.93)
Total comprehensive income / (loss)	**277.99**	(39.90)
Profit / (loss) for the year attributable to owners of the parent	**273.00**	(39.13)
Profit / (loss) for the year attributable non-controlling interests	**4.99**	(0.77)
Cash flows (used) / generated from operating activities	**(16,087.99)**	(8,808.73)
Cash flows (used) / generated from investing activities	**334.16**	128.63
Cash flows (used) / generated from financing activities	**15,258.01**	9,119.10
Net cash inflow/(outflow)	**(495.82)**	439.00

Edelweiss Retail Finance Limited	As at March 31, 2026	As at March 31, 2025
Financial assets	-	9,233.97
Non-financial assets	-	255.00
Financial liabilities	-	4,286.25
Non-financial liabilities	-	70.10
Equity attributable to owners of the company	-	5,040.71
Non-controlling interest	-	91.91

TAMBI & JAIPURKAR CHARTERED ACCOUNTANTS MUMBAI

EDEL FINANCE COMPANY LIMITED

46. Disclosure of interest in other entities (Continued)

Particulars	For the year ended March 31, 2026	For the year ended March 31, 2025
Revenue from operations	-	1,064.50
Total income	-	1,101.23
Total expenses	-	971.07
Profit / (loss) before tax	-	130.16
Exceptional items and Tax expense	-	39.14
Profit / (loss) for the year	-	91.02
Total comprehensive income / (loss)	-	(378.42)
Profit / (loss) for the year attributable to owners of the parent	-	(371.64)
Profit / (loss) for the year attributable non-controlling interests	-	(6.78)
Cash flows (used) / generated from operating activities	-	4,150.71
Cash flows (used) / generated from investing activities	-	(3,075.41)
Cash flows (used) / generated from financing activities	-	(560.92)
Net cash inflow/(outflow)	-	514.38

Edelweiss Private Equity Tech Fund	As at March 31, 2026	As at March 31, 2025
Financial assets	**596.47**	367.71
Non-financial assets	-	0.00
Financial liabilities	**0.61**	0.11
Non-financial liabilities	**0.03**	-
Equity attributable to owners of the company	**559.39**	347.40
Non-controlling interest	**36.44**	20.20

Particulars	For the year ended March 31, 2026	For the year ended March 31, 2025
Revenue from operations	**226.94**	(146.69)
Total income	**226.94**	(146.69)
Total expenses	**2.51**	1.97
Profit / (loss) before tax	**224.43**	(148.66)
Exceptional items and Tax expense	-	-
Profit / (loss) for the year	**224.43**	(148.66)
Total comprehensive income / (loss)	**224.43**	(148.66)
Profit / (loss) for the year attributable to owners of the parent	**210.70**	(140.49)
Profit / (loss) for the year attributable non-controlling interests	**13.73**	(8.17)
Cash flows (used) / generated from operating activities	**(1.97)**	(1.99)
Cash flows (used) / generated from investing activities	-	-
Cash flows (used) / generated from financing activities	**3.80**	-
Net cash inflow/(outflow)	**1.83**	(1.99)

Edelweiss Value and Growth Fund	As at March 31, 2026	As at March 31, 2025
Financial assets	**1,336.64**	1,039.97
Non-financial assets	**0.04**	0.04
Financial liabilities	**0.87**	0.15
Non-financial liabilities	**0.02**	-
Equity attributable to owners of the company	**1,259.99**	987.31
Non-controlling interest	**75.80**	52.56

TAMBI & JAIPURKAR CHARTERED ACCOUNTANTS MUMBAI

EDEL FINANCE COMPANY LIMITED

46. Disclosure of interest in other entities (Continued)

Particulars	For the year ended March 31, 2026	For the year ended March 31, 2025
Revenue from operations	**303.70**	364.75
Total income	**303.70**	364.75
Total expenses	**3.77**	3.26
Profit / (loss) before tax	**299.93**	361.49
Exceptional items and Tax expense	**-**	-
Profit / (loss) for the year	**299.93**	361.49
Total comprehensive income / (loss)	**299.93**	361.49
Profit / (loss) for the year attributable to owners of the parent	**282.91**	343.22
Profit / (loss) for the year attributable non-controlling interests	**17.02**	18.27
Cash flows (used) / generated from operating activities	**(3.02)**	(3.31)
Cash flows (used) / generated from investing activities	**-**	(20.00)
Cash flows (used) / generated from financing activities	**(4.00)**	-
Net cash inflow/(outflow)	**(7.02)**	(23.31)

Edelweiss Multi Strategy Fund Advisors LLP	As at March 31, 2026	As at March 31, 2025
Financial assets	**0.29**	0.06
Non-financial assets	**7.86**	7.86
Financial liabilities	**0.10**	0.07
Non-financial liabilities	**-**	-
Equity attributable to owners of the company	**7.98**	7.77
Non-controlling interest	**0.07**	0.08

Particulars	For the year ended March 31, 2026	For the year ended March 31, 2025
Revenue from operations	**0.02**	-
Total income	**0.02**	-
Total expenses	**0.12**	0.05
Profit / (loss) before tax	**(0.10)**	(0.05)
Exceptional items and Tax expense	**-**	0.01
Profit / (loss) for the year	**(0.10)**	(0.06)
Total comprehensive income / (loss)	**(0.10)**	(0.06)
Profit / (loss) for the year attributable to owners of the parent	**(0.10)**	(0.06)
Profit / (loss) for the year attributable non-controlling interests	**-**	-
Cash flows (used) / generated from operating activities	**(0.07)**	(0.02)
Cash flows (used) / generated from investing activities	**-**	-
Cash flows (used) / generated from financing activities	**0.30**	-
Net cash inflow/(outflow)	**0.23**	(0.02)

Edel Investments Limited	As at March 31, 2026	As at March 31, 2025
Financial assets	**4,037.44**	4,245.63
Non-financial assets	**321.43**	292.02
Financial liabilities	**581.31**	910.99
Non-financial liabilities	**77.40**	50.15
Equity attributable to owners of the company	**3,633.74**	3,507.66
Non-controlling interest	**66.42**	68.85

TAMBI & JAIPURKAR CHARTERED ACCOUNTANTS MUMBAI

EDEL FINANCE COMPANY LIMITED

46. Disclosure of interest in other entities (Continued)

Particulars	For the year ended March 31, 2026	For the year ended March 31, 2025
Revenue from operations	**611.74**	373.93
Total income	**772.95**	427.58
Total expenses	**595.51**	394.01
Profit / (loss) before tax	**177.44**	33.57
Exceptional items and Tax expense	**54.17**	12.92
Profit / (loss) for the year	**123.27**	20.65
Total comprehensive income / (loss)	**123.39**	19.76
Profit / (loss) for the year attributable to owners of the parent	**121.18**	20.00
Profit / (loss) for the year attributable non-controlling interests	**2.22**	(0.24)
Cash flows (used) / generated from operating activities	**(16.49)**	25.36
Cash flows (used) / generated from investing activities	**(124.43)**	317.16
Cash flows (used) / generated from financing activities	**(99.35)**	(21.84)
Net cash inflow/(outflow)	**(240.27)**	320.68

Edelweiss International (Singapore) Pte. Limited	As at March 31, 2026	As at March 31, 2025
Financial assets	**1,371.14**	1,499.32
Non-financial assets	**95.48**	53.97
Financial liabilities	**55.12**	76.57
Non-financial liabilities	**39.16**	33.65
Equity attributable to owners of the company	**1,347.71**	1,415.29
Non-controlling interest	**24.63**	27.78

Particulars	For the year ended March 31, 2026	For the year ended March 31, 2025
Revenue from operations	**148.56**	287.51
Total income	**161.40**	366.17
Total expenses	**414.97**	353.53
Profit / (loss) before tax	**(253.57)**	12.64
Exceptional items and Tax expense	**(42.56)**	(7.11)
Profit / (loss) for the year	**(211.01)**	19.75
Total comprehensive income / (loss)	**(70.73)**	(11.52)
Profit / (loss) for the year attributable to owners of the parent	**(69.46)**	(12.19)
Profit / (loss) for the year attributable non-controlling interests	**(1.27)**	0.67
Cash flows (used) / generated from operating activities	**(359.38)**	777.99
Cash flows (used) / generated from investing activities	**(5.57)**	(2.23)
Cash flows (used) / generated from financing activities	**(19.16)**	(383.87)
Foreign exchange translation reserve	**24.19**	3.84
Net cash inflow/(outflow)	**(359.92)**	395.73

Ecap Securities and Investments Limited	As at March 31, 2026	As at March 31, 2025
Financial assets	**10,740.65**	145.10
Non-financial assets	**167.92**	118.28
Financial liabilities	**7,769.49**	222.91
Non-financial liabilities	**42.38**	25.64
Equity attributable to owners of the company	**2,890.58**	12.96
Non-controlling interest	**206.12**	1.87

Particulars	For the year ended March 31, 2026	For the year ended March 31, 2025
Revenue from operations	**2,043.93**	771.43
Total income	**2,044.01**	1,007.97
Total expenses	**2,441.03**	2,259.20
Profit / (loss) before tax	**(397.02)**	(1,251.23)
Exceptional items and tax expense	**21.28**	-
Profit / (loss) for the year	**(418.30)**	(1,251.23)
Total comprehensive income / (loss)	**(418.17)**	(1,251.25)
Profit / (loss) for the year attributable to owners of the parent	**(390.33)**	(1,251.25)
Profit / (loss) for the year attributable non-controlling interests	**(27.84)**	-
Cash flows (used) / generated from operating activities	**(7,665.58)**	(318.22)
Cash flows (used) / generated from investing activities	**3.31**	15,868.42
Cash flows (used) / generated from financing activities	**7,673.91**	(15,586.49)
Net cash inflow/(outflow)	**11.65**	(36.29)

TAMBI & JAIPURKAR CHARTERED ACCOUNTANTS MUMBAI

EDEL FINANCE COMPANY LIMITED

47. Retirement benefit plan

a) Defined contribution plan - Provident funds and National Pension Scheme

Amount of ₹ 131.88 million (Previous year: ₹ 130.84 million) is recognised as expenses and included in "Employee benefit expense" in the statement of profit and loss

b) Defined benefit plan - Gratuity

The following tables summaries the components of the net benefit expenses recognised in the statement of profit and loss and the funded and unfunded status and amount recognised in the balance sheet for the gratuity benefit plan.

i. Movement in defined benefit liability

The following table shows a reconciliation from the opening balances to the closing balances for defined benefit liability and its components:

Particulars	**March 31, 2026**	March 31, 2025
Opening Balance	**204.61**	174.55
Addition on account of consolidation	**-**	16.84
Current service cost	**46.76**	26.34
Past service cost	**77.31**	-
Interest cost	**12.98**	12.53
	341.66	230.26
Other comprehensive Income		
Experience	**2.32**	4.94
Financial assumptions	**(0.21)**	6.46
Demographic assumptions	**0.76**	-
	2.87	11.40
Others		
Transfer In/ (Out)	**1.19**	(2.83)
Changes in foreign exchange rates	**0.12**	-
Benefits paid	**(21.39)**	(34.22)
Closing Balance	**324.45**	204.61

ii) Components of defined benefit plan cost:

Particulars	**March 31, 2026**	March 31, 2025
Recognised in Statement of profit or loss		
Current service cost	**46.76**	26.34
Past service cost	**77.31**	
Net Interest on net defined benefit liability/ (asset)	**3.18**	7.22
Net Actuarial (gain)/loss recognized in the year	**(42.66)**	57.94
Total	**84.59**	91.50

iii) Reconciliation of Fair Value of Plan Assets

Particulars	**March 31, 2026**	March 31, 2025
Fair Value of Plan Assets at start of the year	**155.80**	209.51
Contributions by Employer	**21.39**	(35.78)
Benefits Paid	**(21.39)**	(34.22)
Interest Income on Plan Assets	**14.63**	14.75
Return on plan assets excluding amount included in net interest on the net defined benefit liability/(asset)	**(12.59)**	1.54
Effect of acquisition/ (divestiture)	**-**	-
Fair Value of Plan Assets at end of the year	**157.84**	155.80
Actual Return on Plan Assets	**36.31**	10.50

TAMBI & JAIPURKAR CHARTERED ACCOUNTANTS MUMBAI

EDEL FINANCE COMPANY LIMITED

47. Defined benefit plan (continued)

b) Defined benefit plan - Gratuity (continued)

iv) Net Liability/ (Asset) recognised in the Balance Sheet

Particulars	March 31, 2026	March 31, 2025
Present Value of DBO	**324.45**	204.61
Fair Value of Plan Assets	**157.84**	155.80
Liability/ (Asset) recognised in the Balance Sheet	**166.61**	48.81
Funded Status [Surplus/(Deficit)]	**(166.61)**	(48.81)
Amount not recognized as asset [Effect of limiting net assets to asset ceiling]	**111.49**	76.42
Net Liability/ (Asset) recognised in the Balance Sheet	**278.10**	125.23
Of which, Short term Liability	**47.26**	14.17
Experience Adjustment on Plan Liabilities: (Gain)/loss	**2.32**	4.94

v) Percentage Break-down of Total Plan Assets

Particulars	March 31, 2026	March 31, 2025
Investment Funds with Insurance Company	**99%**	99%
Cash and cash equivalents	**1%**	1%
Total	**100%**	100%

vi) Movement in Other Comprehensive Income

Particulars	March 31, 2026	March 31, 2025
Balance at start of year (Loss)/ Gain	**3.98**	(53.64)
Addition on account of consolidation	**-**	(0.32)
a. Actuarial (Loss)/ Gain from changes in demographic assumptions	**(0.76)**	-
b. Actuarial (Loss)/ Gain from changes in financial assumptions	**0.21**	(6.29)
c. Actuarial (Loss)/ Gain from experience over the past year	**(2.32)**	(5.11)
Return on Plan assets, excluding amount included in net interest on the net defined benefit liability/ (asset)	**(12.59)**	1.52
Changes in the effect of limiting a net defined benefit asset to the asset ceiling excluding amount included in net interest on the net defined benefit liability/ (asset)	**(27.20)**	67.82
Balance at end of year (Loss)/ Gain	**(38.68)**	3.98

TAMBI & JAIPURKAR CHARTERED ACCOUNTANTS MUMBAI

EDEL FINANCE COMPANY LIMITED

b) Defined benefit plan - Gratuity (continued)

Actuarial assumptions:

The following were the principal actuarial assumptions at the reporting date:	**March 31, 2026**	March 31, 2025
Discount Rate	**6.10% to 6.50%**	6.30% to 6.40%
Salary Growth Rate	**7.00%**	7.00%
Withdrawal/Attrition Rate (based on categories)	**16% to 31%**	16% to 31%
Mortality Rate	**IALM 2012-14 (Ultimate)**	IALM 2012-14 (Ultimate)

Sensitivity analysis:

Reasonably possible changes at the reporting date to one of the relevant actuarial assumptions, holding other assumptions constant, would have affected the defined benefit obligation by the amounts shown below.

Particulars	**As at March 31, 2026**		As at March 31, 2025	
	Increase	**Decrease**	Increase	Decrease
Salary Growth Rate (+/- 1%)	**13.52**	**(7.92)**	9.00	(8.37)
Discount Rate (+/- 1%)	**(12.55)**	**13.74**	(8.34)	7.71

The above sensitivity analysis have been calculated to show the movement in defined benefit obligation in isolation and assuming there are no other changes in market conditions at the reporting date. In practice, generally it does not occur. When we change one variable, it affects to others. In calculating the sensitivity, project unit credit method at the end of the reporting period has been applied.

c) Compensated absences :

The Company provides for accumulated compensated absences as at the balance sheet date using projected unit credit method based on actuarial valuation.

TAMBI & JAIPURKAR CHARTERED ACCOUNTANTS MUMBAI

EDEL FINANCE COMPANY LIMITED

(Currency : Indian rupees in millions)

48. Maturity Analysis of assets and liabilities

The table below shows an analysis of assets and liabilities analysed according to when they are expected to be recovered or settled. With regard to loans and advances to customers, the Group uses the same basis of expected repayment behaviour as used for estimating the EIR.

Particulars	As at March 31, 2026			As at March 31, 2025		
	Within 12 months	**After 12 months**	**Total**	Within 12 months	After 12 months	Total
ASSETS						
Financial Assets						
Cash and cash equivalents	**13,521.94**	**-**	**13,521.94**	19,344.61	-	19,344.61
Bank balances other than cash and cash equivalents	**1,775.58**	**890.95**	**2,666.53**	2,030.70	670.97	2,701.67
Derivative financial instruments	**5,162.95**	**1,900.15**	**7,063.10**	727.84	-	727.84
Trade receivables	**700.17**	**-**	**700.17**	1,040.34	466.76	1,507.10
Loans	**13,626.73**	**46,728.02**	**60,354.75**	13,097.81	39,229.94	52,327.75
Investments	**48,565.31**	**35,927.93**	**84,493.24**	30,972.21	54,855.23	85,827.44
Other financial assets	**9,663.42**	**1,562.00**	**11,225.42**	2,951.60	1,581.36	4,532.96
Total financial assets (A)	**93,016.10**	**87,009.05**	**1,80,025.15**	70,165.11	96,804.26	1,66,969.37
Non-financial assets						
Current tax assets (net)	**252.38**	**5,354.75**	**5,607.13**	90.07	4,138.69	4,228.76
Deferred tax assets (net)	**-**	**11,895.22**	**11,895.22**	-	12,395.41	12,395.41
Investment Property	**28.60**	**2,882.75**	**2,911.35**	44.00	2,234.32	2,278.32
Property, Plant and Equipment	**17.66**	**3,038.54**	**3,056.20**	19.84	4,023.93	4,043.77
Capital work in progress	**4.39**	**-**	**4.39**	0.89	-	0.89
Intangible assets under development	**1.41**	**13.03**	**14.44**	-	15.36	15.36
Goodwill	**-**	**60.94**	**60.94**	-	60.94	60.94
Other Intangible assets	**-**	**101.07**	**101.07**	-	93.45	93.45
Other non- financial assets	**1,046.97**	**1,101.56**	**2,148.53**	1,248.72	1,106.43	2,355.15
Total non-financial assets (B)	**1,351.41**	**24,447.86**	**25,799.27**	1,403.52	24,068.53	25,472.05
TOTAL ASSETS (C = A+B)	**94,367.51**	**1,11,456.91**	**2,05,824.42**	71,568.63	1,20,872.79	1,92,441.42
LIABILITIES						
Financial Liabilities						
Derivative financial instruments	**3,959.76**	**-**	**3,959.76**	1,427.30	-	1,427.30
Trade payables	**2,060.26**	**5.70**	**2,065.96**	3,448.46	66.14	3,514.60
Debt securities	**30,563.97**	**74,419.81**	**1,04,983.78**	13,719.81	70,972.51	84,692.32
Borrowings (other than debt securities)	**40,421.45**	**24,888.21**	**65,309.66**	33,318.12	34,795.62	68,113.74
Subordinated Liabilities	**3,059.94**	**3,844.15**	**6,904.09**	4,504.30	6,722.71	11,227.01
Other financial liabilities	**6,443.32**	**8,691.18**	**15,134.50**	5,061.47	10,847.61	15,909.08
Total financial liabilities (D)	**86,508.70**	**1,11,849.05**	**1,98,357.75**	61,479.46	1,23,404.59	1,84,884.05
Non-financial liabilities						
Current tax liabilities (net)	**49.61**	**13.89**	**63.50**	861.94	18.15	880.09
Provisions	**122.13**	**237.55**	**359.68**	71.93	103.70	175.63
Deferred tax liabilities (net)	**-**	**121.12**	**121.12**	-	75.84	75.84
Other non-financial liabilities	**584.09**	**104.71**	**688.80**	515.44	53.27	568.71
Total non-financial liabilities (E)	**755.83**	**477.27**	**1,233.10**	1,449.31	250.96	1,700.27
TOTAL LIABILITIES (F = D+E)	**87,264.53**	**1,12,326.32**	**1,99,590.85**	62,928.77	1,23,655.55	1,86,584.32
NET TOTAL ASSETS / (LIABILITIES) (C-F)	**7,102.98**	**(869.41)**	**6,233.57**	8,639.86	(2,782.76)	5,857.10

Note: The Group has sufficient short term net assets to cover the liquidity gap in long term net assets.

TAMBI & JAIPURKAR CHARTERED ACCOUNTANTS MUMBAI

EDEL FINANCE COMPANY LIMITED

49. Change in liabilities arising from financing activities

Particulars	As at April 1, 2025	Cash Flows	Changes in Fair value	Others (net)	As at March 31, 2026
Borrowings*	1,64,033.07	13,164.60	-	(0.14)	1,77,197.53
Total liabilities from financing activities	**1,64,033.07**	**13,164.60**	**-**	**(0.14)**	**1,77,197.53**

Particulars	As at April 1, 2024	Cash Flows	Changes in Fair value	Others (net)	As at March 31, 2025
Borrowings*	1,90,152.80	(26,119.73)	-	-	1,64,033.07
Total liabilities from financing activities	**1,90,152.80**	**(26,119.73)**	**-**	**-**	**1,64,033.07**

*Comprises of Debt securities, subordinated liabilities and other borrowings.

TAMBI & JAIPURKAR CHARTERED ACCOUNTANTS MUMBAI

EDEL FINANCE COMPANY LIMITED

50. Contingent liabilities, commitments and leasing arrangements:

50.1 Contingent liabilities and commitments

a. Contingent Liability

The Group's pending litigations mainly comprise of claims against the Group pertaining to proceedings pending with Income Tax, GST and other authorities. The Group has reviewed all its pending litigations and proceedings and has adequately provided for where provisions are required and disclosed as contingent liabilities where applicable, in the financial statements. The Group believes that the outcome of these proceedings will not have a materially adverse effect on the Group financial position and results of operations.

Pursuant to the Income Tax Authorities ("the ITA") investigation conducted from March 2, 2023 to March 9, 2023, the Group has received the income tax assessment orders and demand notices for the assessment year 2020-21 & 2021-22 for certain disallowances during the year to date March 31, 2025. Based on the legal opinion obtained, the Management is of the view that the demand is not sustainable and would have no material impact on financial statements and liability is considered as remote and no contingent liability is required to be disclosed. As per the Group, as at March 31, 2026, the said matter is pending at Commissioner of Income Tax (Appeals).

Details of contingent liability

Particulars	As at March 31, 2026	As at March 31, 2025
Taxation matters	**523.50**	858.50

b. Commitment

To meet the financial needs of customers, the Group enters into various irrevocable commitments, which primarily consist of undrawn commitment to lend.

Details of commitment

Particulars	As at March 31, 2026	As at March 31, 2025
Estimated amount of contracts remaining to be executed on capital account (net of advances) and not provided for	**5.00**	0.48
Undrawn committed credit	**6,512.43**	4,457.68
Uncalled commitments on investments in AIF/ Venture Fund	**145.38**	117.50

TAMBI & JAIPURKAR CHARTERED ACCOUNTANTS MUMBAI

EDEL FINANCE COMPANY LIMITED

50. Contingent liabilities, commitments and leasing arrangements: (Continued)

50.2 Leases

1) This note provides information for leases where the Group is a lessee. Group has not given any property on lease.

Set out below are the carrying amounts of right-of-use assets recognised and the movements	**As at March 31, 2026**	As at March 31, 2025
Balance as at April 1	**460.06**	414.83
Addition due to consolidation	**-**	12.42
Addition	**87.49**	211.22
Lease pre-closure (Net)	**(75.90)**	(80.42)
Amortisation for the year	**(130.70)**	(97.99)
Balance as at March 31	**340.95**	460.06

Set out below are the carrying amounts of lease liabilities and the movements	**As at March 31, 2026**	As at March 31, 2025
Balance as at April 1	**534.75**	550.88
Addition due to consolidation	**-**	14.05
Addition / disposal during year	**30.01**	148.85
Interest on lease liabilities	**51.96**	52.12
Lease pre-closure (Net)	**(48.93)**	(64.39)
Payments during the year/Repayment of lease obligation	**(174.60)**	(166.76)
Balance as at March 31	**393.19**	534.75

2) **Amounts recognised in profit or loss:**

Particulars	**As at March 31, 2026**	As at March 31, 2025
Depreciation/Amortization expense of right-of-use assets	**130.73**	97.99
Interest expense on lease liabilities	**51.99**	52.12
Reversal of lease pre-closure	**(8.34)**	15.14
Rent on Short Term Leases	**41.60**	37.54

TAMBI & JAIPURKAR CHARTERED ACCOUNTANTS MUMBAI

EDEL FINANCE COMPANY LIMITED

51. Disclosure as required by Indian Accounting Standard 24 – "Related Party Disclosure":

List of related parties and relationship:

A. Holding Company
Edelweiss Financial Services Limited

B. Subsidiary Companies
ECL Finance Limited
Nido Home Finance Limited
Edelweiss Retail Finance Limited (now merged with ECL Finance Limited)
Edelweiss Investment Adviser Limited
Edelweiss Rural & Corporate Services Limited
Edge Advisory and Management Services Private Limited (formerly known as Allium Corporate Services Private Limited)
Edelcap Securities Limited
ECap Equities Limited
Comtrade Commodities Services Limited
ECap Securities And Investments Limited (w.e.f. March 24, 2025)
Edel Investments Limited (w.e.f. January 27, 2025)
Edelweiss International (Singapore) Pte. Limited (w.e.f. January 27, 2025)

C. Fellow subsidiaries with whom the transactions have taken place
EdelGive Foundation
EAAA India Alternatives Limited
Edelweiss Asset Management Limited (upto December 17, 2025)
Edelweiss Asset Reconstruction Company Limited
Edelweiss Life Insurance Company Limited
Edelweiss Trusteeship Company Limited (upto December 17, 2025)
Sekura India Management Limited
ZUNO General Insurance Limited

D. Entities over whom significant influence is exercised
Edelweiss Multi Strategy Fund Advisors LLP
Edelweiss Value and Growth Fund
Edelweiss Private Equity Tech Fund

E. Associates with whom transactions have taken place
Edelweiss Global Wealth Management Limited
Edelweiss Securities And Investments Private Limited

F. Jointly controlled entities
Edelweiss Asset Management Limited (w.e.f. December 18, 2025)
Edelweiss Trusteeship Company Limited (w.e.f. December 18, 2025)

G. ARC Trusts and trustee with whom transactions have taken place
Edelweiss Employees Welfare Trust
Edelweiss Employees Incentives & Welfare Trust
Vistra ITCL India Limited
EARC TRUST SC - 251
EARC TRUST SC - 394
EARC TRUST SC - 401
EARC TRUST SC - 418
EARC TRUST SC - 445
EARC TRUST SC - 447
EARC TRUST SC - 451
EARC TRUST SC - 459

H. Key Management Personnel (KMP)
Vidya Shah - Executive Director
Ananya Suneja - Executive Director and Chief Financial Officer (upto August 05, 2025)
Vyapak Shrivastava - Chief Financial Officer (w.e.f. August 06, 2025)
Tarun Khurana - Company Secretary (w.e.f. June 17, 2025)
Christina D'souza - Company Secretary (upto June 16, 2025)

I. Directors
Vinod Juneja - Independent Director (upto September 30, 2025)
Bharat Bakshi - Independent Director (w.e.f. December 26, 2025)
Sunil Phatarphekar - Independent Director
H. S. Upendra Kamath - Independent Director (w.e.f. September 29, 2025)
Priyadeep Chopra - Non-executive Director
Atul Ambavat - Independent Director (upto September 30, 2025)

TAMBI & JAIPURKAR CHARTERED ACCOUNTANTS MUMBAI

EDEL FINANCE COMPANY LIMITED

(Currency : Indian rupees in millions)

51. Disclosure as required by Indian Accounting Standard 24 – "Related Party Disclosure" (Continued):

Sr. No.	Nature of Transaction	Related Party Name	March 31, 2026	March 31, 2025
	Transactions with related parties:			
1	Amount paid to broker for cash segment	Edel Investments Limited	-	40,118.37
2	Amount received from broker for cash segment	Edel Investments Limited	-	41,042.73
3	Business support service charges from	Edel Investments Limited	-	16.98
		EdelGive Foundation	1.60	6.80
		EAAA India Alternatives Limited	37.57	36.17
		Edelweiss Asset Management Limited	37.59	37.18
		Edelweiss Asset Reconstruction Company Limited	38.25	40.28
		Edelweiss Financial Services Limited	133.44	-
		ZUNO General Insurance Limited	58.84	63.71
		Edelweiss Global Wealth Management Limited	4.74	0.14
		Edelweiss International (Singapore) Pte. Limited	-	8.45
		Edelweiss Securities And Investments Private Limited	17.49	-
		Edelweiss Life Insurance Company Limited	71.71	72.23
		Edelweiss Trusteeship Company Limited	0.01	0.01
		Sekura India Management Limited	8.51	7.01
		ECap Securities And Investments Limited	-	0.05
4	Buy Back of ordinary shares from	Edelweiss Asset Management Limited	-	40.93
5	Corporate Gaurantee availed	Edelweiss Financial Services Limited	-	500.00
6	Redemption of Non-convertible debentures held in (including accrued interest and premium)	Edelweiss Asset Reconstruction Company Limited	966.07	-
		Edelweiss Financial Services Limited	25.01	-
		Edelweiss Life Insurance Company Limited	140.00	146.80
		Edel Investments Limited	-	1,797.92
7	Sale of units of funds to	Edelweiss Securities and Investments Private Limited	2,119.41	-
8	Purchase of CCD of	ECap Securities And Investments Limited	-	4,141.97
9	Purchase of debt instruments from	Edelweiss Securities and Investments Private Limited	1,472.69	-
10	Commission and sub-brokerage paid to	Edel Investments Limited	-	55.51
11	Commission and brokerage received from	Zuno General Insurance Limited	27.60	0.70
12	Corporate guarantee fee received from	Edelweiss Global Wealth Management Limited	-	11.94
		ECL Finance Limited		-
13	Corporate guarantee support fee paid to	Edelweiss Financial Services Limited	88.33	149.30
14	Trusteeship Fees	Vistra ITCL India Limited	0.28	0.48
15	Directors' sitting fees	Atul Ambavat	0.90	0.50
		Sunil Phatarphekar	0.95	1.24
		Vinod Juneja	2.35	2.70
		Bharat Bakshi	1.81	-
		H. S. Upendra Kamath	0.45	-
16	Remuneration to Key Management Personnel (Refer note 1)	Christina D'souza	5.45	3.79
		Vidya Shah	2.26	43.04
		Vyapak Shrivastava	9.24	-
17	Donation paid to	EdelGive Foundation	7.95	8.34
18	ESOP and SAR expenses paid	Edelweiss Financial Services Limited	107.87	9.77
19	ESOP and SAR cost reimbursement	Edelweiss Financial Services Limited	6.16	0.59
20	Enterprise Allocation income from	Edelweiss Financial Services Limited	1.15	-

TAMBI & JAIPURKAR ★ MUMBAI ★ CHARTERED ACCOUNTANTS

51. Disclosure as required by Indian Accounting Standard 24 – "Related Party Disclosure" (Continued):

Sr. No.	Nature of Transaction	Related Party Name	March 31, 2026	March 31, 2025
21	Dividend on long term Investment	Edelweiss Asset Management Limited	25.74	43.09
		Edelweiss Asset Reconstruction Company Limited	1,082.09	-
		EAAA India Alternatives Limited	203.64	-
22	Interest expense on loans taken from	Edelweiss Global Wealth Management Limited	-	8.52
		Edelweiss Financial Services Limited	3,009.49	3,448.40
		Edelweiss Employees Welfare Trust	386.72	129.50
		Edelweiss Employees Incentives & Welfare Trust	45.85	-
23	Interest income on loan given to	ECap Securities And Investments Limited	-	1,683.00
		Edel Investments Limited	-	14.76
		EAAA India Alternatives Limited	-	23.06
		Edelweiss Global Wealth Management Limited	-	135.49
		Edelweiss Securities And Investments Private Limited	441.75	316.89
		Edelweiss Financial Services Limited	-	12.25
24	Interest expense on Non convertible Debentures	Edelweiss Life Insurance Company Limited	74.08	15.44
		ZUNO General Insurance Limited	38.47	5.68
25	Interest expense on (CCD) issued to	ECap Securities And Investments Limited	-	0.25
		Edelweiss Financial Services Limited	0.33	0.80
26	Interest income on debentures (CCD)	ECap Securities And Investments Limited	-	0.01
		Edelweiss Global Wealth Management Limited	0.02	0.00
		Edel Investments Limited	-	0.06
27	Interest expense on subordinate debt	Edelweiss Life Insurance Company Limited	-	42.21
28	Interest income on receivable from	Edelweiss Financial Services Limited	-	155.40
29	Interest income on investment in debt securities	Edelweiss Asset Reconstruction Company Limited	656.17	315.69
		Edelweiss Financial Services Limited	33.14	34.23
		EAAA India Alternatives Limited	13.82	-
30	Investment in debt securities	Edelweiss Financial Services Limited	646.05	250.00
		EAAA India Alternatives Limited	194.35	-
31	Investment management support service from	Edelweiss International (Singapore) Pte. Limited	-	8.24
32	Advisory fees paid to	Edelweiss Securities And Investments Private Limited	18.77	-
		Edelweiss Financial Services Limited	61.19	5.00
33	Professional fees paid to	Edelweiss Financial Services Limited	46.32	-
34	Loan processing fees paid to	Edelweiss Financial Services Limited	2.78	-
35	Security Receipt Upside Fees	Edelweiss Asset Reconstruction Company Limited	1.41	-
36	Loans given repaid by	Edel Investments Limited	-	3,284.40
		Edelweiss Global Wealth Management Limited	-	3,814.10
		EAAA India Alternatives Limited	-	220.00
		Edelweiss Securities And Investments Private Limited	6,906.84	3,889.33
		Edelweiss Financial Services Limited	-	1,595.42
		ECap Securities And Investments Limited	-	28,057.67
37	Loans given to	Edel Investments Limited	-	3,284.40
		Edelweiss Global Wealth Management Limited	-	2,874.10
		Edelweiss Securities And Investments Private Limited	7,366.50	4,446.22
		ECap Securities And Investments Limited	-	14,105.28
38	Loans repaid to	Edelweiss Employees Incentives & Welfare Trust	205.00	-
		Edelweiss Global Wealth Management Limited	-	400.00
		Edelweiss Employees Welfare Trust	4,043.50	2,482.70
		Edelweiss Financial Services Limited	50,682.84	38,295.35

51. Disclosure as required by Indian Accounting Standard 24 – "Related Party Disclosure" (Continued):

Sr. No.	Nature of Transaction	Related Party Name	March 31, 2026	March 31, 2025
39	Loans taken from	Edelweiss Employees Incentives & Welfare Trust	905.00	-
		Edelweiss Global Wealth Management Limited	-	400.00
		Edelweiss Financial Services Limited	57,641.89	29,979.92
		Edelweiss Employees Welfare Trust	5,773.20	5,013.00
40	Management and Advisory Fees paid to	EAAA India Alternatives Limited	10.99	20.26
		Edelweiss Asset Reconstruction Company Limited	322.80	384.56
		Edelweiss Financial Services Limited	-	5.00
		Sekura India Management Limited	-	0.80
41	Management and Advisory fees received from	Edelweiss Financial Services Limited	-	17.00
		Edelweiss Life Insurance Company Limited	1.70	38.78
		Zuno General Insurance Limited	58.67	15.00
		EAAA India Alternatives Limited	-	0.60
		ECap Securities And Investments Limited	-	245.80
		Edelweiss Securities And Investments Private Limited	16.60	-
42	Margin placed with broker	Edel Investments Limited	-	389.32
43	Margin withdrawn from broker	Edel Investments Limited	-	392.00
44	Sale of equity shares	Edelweiss Financial Services Limited	-	1,400.40
45	Purchase of equity shares	ECap Securities And Investments Limited	-	5,715.14
46	Purchase of Property, Plant & Equipment	Edel Investments Limited	-	14.13
		Edelgive Foundation	0.07	-
47	Sale of Property, Plant & Equipment	Edel Investments Limited	-	1.53
		EAAA India Alternatives Limited	0.03	-
		ECap Securities And Investments Limited	-	0.02
48	Purchase of securities	Edelweiss Asset Management Limited	2.55	-
		Edel Investments Limited	-	620.70
		ECap Securities And Investments Limited	-	4,630.50
49	Sale of Securities	Edel Investments Limited	-	676.00
		Edelweiss Asset Reconstruction Company Limited	809.28	-
50	Redemption - Debentures/bonds held in	Edelweiss Asset Reconstruction Company Limited	-	157.73
		Edelweiss Financial Services Limited	13.00	14.61
51	Reimbursement paid to	Edelweiss Securities And Investments Private Limited	2.00	-
		EAAA India Alternatives Limited	-	0.40
		Edelweiss Life Insurance Company Limited	13.06	-
		Edelweiss Financial Services Limited	0.90	0.87
		Sekura India Management Limited	-	7.13
		Edel Investments Limited	-	29.68
52	Reimbursement received from	Sekura India Management Limited	0.15	-
		Edel Investments Limited	-	0.95
		EdelGive Foundation	0.05	0.07
		EAAA India Alternatives Limited	30.48	12.38
		Edelweiss Asset Management Limited	5.43	0.15
		Edelweiss Asset Reconstruction Company Limited	3.97	3.62
		Edelweiss Financial Services Limited	4.03	1.12
		ZUNO General Insurance Limited	10.97	18.77
		Edelweiss Life Insurance Company Limited	2.39	2.68
		Edelweiss Global Wealth Management Limited	0.20	0.09
53	Loan processing fee income	Edelweiss Securities And Investments Private Limited	1.97	-

TAMBI & JAIPURKAR CHARTERED ACCOUNTANTS MUMBAI

EDEL FINANCE COMPANY LIMITED

51. Disclosure as required by Indian Accounting Standard 24 – "Related Party Disclosure" (Continued):

Sr. No.	Nature of Transaction	Related Party Name	March 31, 2026	March 31, 2025
54	Rental income from	Edel Investments Limited	-	8.00
		EdelGive Foundation	1.40	1.38
		EAAA India Alternatives Limited	162.88	142.06
		Edelweiss Asset Management Limited	58.66	56.38
		Edelweiss Asset Reconstruction Company Limited	64.09	61.35
		Edelweiss Financial Services Limited	32.69	31.21
		Edelweiss Global Wealth Management Limited	3.55	2.51
		Edelweiss Life Insurance Company Limited	22.47	22.27
		ZUNO General Insurance Limited	29.26	29.27
55	Security Receipts Sold to	Edelweiss Asset Reconstruction Company Limited	-	679.38
56	Sharing of realised Loss on Security receipt under Risk and Reward	Edelweiss Financial Services Limited	-	1,923.18
57	Shared premises cost paid to	Edelweiss Life Insurance Company Limited	34.91	32.82
58	Income from training centre	Edelweiss Financial Services Limited	0.46	0.72
		Edelweiss Life Insurance Company Limited	0.16	0.61
		Edelgive Foundation	0.18	-
		Edelweiss Asset Management Limited	0.41	1.04
		Edelweiss Asset Reconstruction Company Limited	-	0.47
		EAAA India Alternatives Limited	0.67	-
		ZUNO General Insurance Limited	0.29	0.10
	Balances with related parties:			
1	Accrued interest expenses on loan taken from	Edelweiss Employees Welfare Trust	92.23	70.21
		Edelweiss Global Wealth Management Limited	-	3.09
		Edelweiss Financial Services Limited	224.75	258.46
		Edelweiss Employees Incentives & Welfare Trust	15.47	-
2	Interest receivable - accrued on debentures and bonds of	Edelweiss Financial Services Limited	-	0.05
		Edelweiss Life Insurance Company Limited	-	13.46
		Zuno General Insurance Limited	-	5.94
3	Interest receivable-Accrued -Group Company	Edelweiss Securities And Investments Private Limited	21.29	31.27
4	Investment in Security Receipts issued by at book Value	EARC TRUST SC - 445	-	319.90
		EARC TRUST SC - 251	-	0.00
		EARC TRUST SC - 394	-	179.64
		EARC TRUST SC - 401	-	479.60
		EARC TRUST SC - 418	-	101.08
		EARC TRUST SC - 447	-	252.13
		EARC TRUST SC - 451	-	82.90
		EARC TRUST SC - 459	-	53.13
5	Investments in debentures (Including CCD)	Edelweiss Global Wealth Management Limited	813.67	813.67
6	Investments in equity shares	Edelweiss Asset Management Limited	248.63	722.62
		Edelweiss Asset Reconstruction Company Limited	3,031.06	2,851.92
		Edelweiss Securities And Investments Private Limited	5,968.05	5,968.05
		EAAA India Alternatives Limited	3,259.46	329.87
7	Loans given to	Edelweiss Securities And Investments Private Limited	3,060.50	2,600.84
8	Loans taken from	Edelweiss Employees Welfare Trust	4,260.00	2,530.30
		Edelweiss Financial Services Limited	30,233.72	23,274.68
		Edelweiss Employees Incentives & Welfare Trust	700.00	-
9	Non convertible debentures held by (Face Value)	Edelweiss Life Insurance Company Limited	1,430.00	473.30
		ZUNO General Insurance Limited	410.00	182.50
10	Interest accrued on Non convertible debentures held by	Edelweiss Life Insurance Company Limited	43.74	-
		Zuno General Insurance Limited	0.19	-

TAMBI & JAIPURKAR ★ MUMBAI ★ CHARTERED ACCOUNTANTS

EDEL FINANCE COMPANY LIMITED

51. Disclosure as required by Indian Accounting Standard 24 – "Related Party Disclosure" (Continued):

Sr. No.	Nature of Transaction	Related Party Name	March 31, 2026	March 31, 2025
11	Other Payable	Edelweiss Financial Services Limited	33.07	9.07
		Edelweiss Asset Management Limited	-	0.09
		Edelweiss Life Insurance Company Limited	-	0.05
		Edelweiss Global Wealth Management Limited	-	0.51
12	Other Receivable	EdelGive Foundation	0.42	0.37
		Edelweiss Asset Management Limited	-	0.11
		Edelweiss Asset Reconstruction Company Limited	-	0.05
		Edelweiss Financial Services Limited	-	10.23
		Sekura India Management Limited	-	0.33
		Edelweiss Securities And Investments Private Limited	-	0.09
		ZUNO General Insurance Limited	-	0.12
		Edelweiss Global Wealth Management Limited	-	0.00
		Edelweiss Life Insurance Company Limited	-	0.01
13	Security Deposit Placed (Rental)	Edelweiss Life Insurance Company Limited	20.52	6.12
14	Rental deposits payable to	ZUNO General Insurance Limited	25.21	25.21
		Edelweiss Asset Reconstruction Company Limited	50.00	50.00
		Edelweiss Life Insurance Company Limited	9.03	9.03
		EAAA India Alternatives Limited	37.41	37.41
		Edelweiss Asset Management Limited	18.59	18.60
15	Rental deposits receivable from	Edelweiss Life Insurance Company Limited	-	20.73
16	Investment in debentures and bonds	Edelweiss Asset Reconstruction Company Limited	7.74	1,283.99
		Edelweiss Financial Services Limited	100.05	144.86
17	Subordinate debt issued to	Edelweiss Life Insurance Company Limited	-	140.00
18	Interest accrued on Subordinated debentures held by	Edelweiss Life Insurance Company Limited	-	269.45
19	Subordinated liabilities	Edelweiss Financial Services Limited	0.01	0.01
20	Loan processing fees paid in advance	Edelweiss Financial Services Limited	11.78	-
21	Loan processing fees income received in advance	Edelweiss Securities and Investments Private Limited	25.53	-
22	Corporate guarantee fees paid in advance	Edelweiss Financial Services Limited	10.41	-
23	Prepaid expenses	Edelweiss Financial Services Limited	114.91	-
24	Trade Payables to	EAAA India Alternatives Limited	1.05	1.25
		Edelweiss Financial Services Limited	153.39	322.69
		Edelweiss Asset Management Limited	-	-
		Edelweiss Asset Reconstruction Company Limited	7.10	0.56
		Edelweiss Life Insurance Company Limited	3.20	12.20
		Edelweiss Securities and Investments Private Limited	20.27	-
		Edelweiss Global Wealth Management Limited	-	-
		ZUNO General Insurance Limited	-	0.00
		Sekura India Management Limited	-	3.09
		EdelGive Foundation	0.09	-
25	Trade Receivables from	EdelGive Foundation	0.42	0.75
		EAAA India Alternatives Limited	4.15	19.24
		Edelweiss Asset Management Limited	20.09	3.16
		Edelweiss Asset Reconstruction Company Limited	9.32	10.71
		Edelweiss Financial Services Limited	606.68	37.30
		Edelweiss Securities And Investments Private Limited	38.79	0.07
		Edelweiss Life Insurance Company Limited	7.92	44.35
		Edelweiss Global Wealth Management Limited	2.47	53.03
		ZUNO General Insurance Limited	30.80	24.89
		Sekura India Management Limited	0.88	1.60

TAMBI & JAIPURKAR CHARTERED ACCOUNTANTS MUMBAI

EDEL FINANCE COMPANY LIMITED

51. Disclosure as required by Indian Accounting Standard 24 – "Related Party Disclosure" (Continued):

Sr. No.	Nature of Transaction	Related Party Name	March 31, 2026	March 31, 2025
	Off Balance Sheet Items			
	Corporate guarantee received from	Edelweiss Financial Services Limited	15,934.84	19,921.04
	Risk & Rewards sharing arrangement	Edelweiss Financial Services Limited	1,062.82	1,211.20

0.00 indicates amount less than ₹ 0.01 million

1 Information relating to remuneration paid to key managerial person mentioned above excludes provision made for gratuity, leave encashment and provision made for bonus which are provided for group of employees on an overall basis. These are included on cash basis. Remuneration to KMP's shall be within the limit as prescribed by the Companies Act, 2013.

2 Loan given/taken to/from related parties are disclosed based on the maximum of debit and credit of transaction amount and total of debit and credit of transaction amount given/taken during the reporting period.

3 Disclosure under section 186(4) of the Companies Act, 2013 for loans and guarantee: Loans have been given for general business purpose.

52. Capital Management

The objective of the Group's Capital Management is to maximise shareholder value, safeguard business continuity and support the growth of its subsidiaries. The Group determines the capital requirement based on annual operating plans and long-term and other strategic investment plans. The funding requirements are met through loans and operating cash flows generated.

TAMBI & JAIPURKAR ★ MUMBAI ★ CHARTERED ACCOUNTANTS

EDEL FINANCE COMPANY LIMITED

53. Fair Value Measurement

53.1. Valuation Principles:

Fair value is the price that would be received to sell an asset or paid to transfer a liability in an orderly transaction in the principal (or most advantageous) market at the measurement date under current market conditions (i.e., an exit price), regardless of whether that price is directly observable or estimated using a valuation technique. In order to show how fair values have been derived, financial instruments are classified based on a hierarchy of valuation techniques.

Level 1 – valuation technique using quoted market price: financial instruments with quoted prices for identical instruments in active markets that company can access at the measurement date.

Level 2 – valuation technique using observable inputs: Those where the inputs that are used for valuation and are significant, are derived from directly or indirectly observable market data available over the entire period of the instrument's life.

Level 3 – valuation technique with significant unobservable inputs: Those that include one or more unobservable input that is significant to the measurement as whole.

53.2. Valuation governance:

The Group's fair value methodology and the governance over its models includes a number of controls and other procedures to ensure appropriate safeguards are in place to ensure its quality and adequacy. All new product initiatives (including their valuation methodologies) are subject to approvals by various functions of the Group including the risk and finance functions.

Where fair values are determined by reference to externally quoted prices or observable pricing inputs to models, independent price determination or validation is used. For inactive markets, Group sources alternative market information, with greater weight given to information that is considered to be more relevant and reliable.

The responsibility of ongoing measurement resides with the business and product line divisions. However Finance department is responsible for establishing procedures governing valuation and ensuring fair values are in compliance with accounting standards

53.3. Assets and liabilities by fair value hierarchy

The following table shows an analysis of financial instruments recorded at fair value by level of the fair value hierarchy. Exchange traded and OTC derivatives are at gross amount i.e. before offsetting margin money.

Particulars	March 31, 2026			
	Level 1	Level 2	Level 3	Total
Assets measured at fair value on a recurring basis				
Derivative financial instruments (assets)				
Exchange-traded derivatives	4,836.75	-	-	4,836.75
OTC derivatives	-	359.16	-	359.16
Embedded derivatives in market-linked debentures issued	-	-	2,039.44	2,039.44
Total derivative financial instruments (assets)	4,836.75	359.16	2,039.44	7,235.35
Investments				
Debt securities	18,286.66	552.55	2,146.44	20,985.65
Mutual fund units	7,361.93	-	-	7,361.93
Security receipts	-	-	15,633.51	15,633.51
Equity instruments	8,559.39	-	484.82	9,044.21
Units of AIF	-	-	5,045.28	5,045.28
Others	-	-	280.82	280.82
Total investments measured at fair value	34,207.98	552.55	23,590.87	58,351.40
Loans and other financial assets measured at fair value	-	-	4,395.88	4,395.88
Total financial assets measured at fair value on a recurring basis	39,044.73	911.71	30,026.19	69,982.63

TAMBI & JAIPURKAR CHARTERED ACCOUNTANTS MUMBAI

EDEL FINANCE COMPANY LIMITED

53. Fair Value Measurement (continued)

53.3. Assets and liabilities by fair value hierarchy (continued)

Particulars	March 31, 2025			
	Level 1	Level 2	Level 3	Total
Assets measured at fair value on a recurring basis				
Derivative financial instruments (assets)				
Exchange-traded derivatives	141.60	0.11	-	141.71
OTC derivatives	-	749.48	-	749.48
Embedded derivatives in market-linked debentures issued	-	-	636.68	636.68
Total derivative financial instruments (assets)	141.60	749.59	636.68	1,527.87
Investments				
Debt securities	27,640.35	1,552.35	1,445.56	30,638.26
Mutual fund units	2,221.38	-	-	2,221.38
Security receipts	-	-	23,665.43	23,665.43
Equity instruments	878.55	-	578.83	1,457.38
Units of AIF	-	-	6,644.82	6,644.82
Others	-	-	282.79	282.79
Total investments measured at fair value	30,740.28	1,552.35	32,617.43	64,910.06
Loans and other financial assets measured at fair value	-	-	4,649.28	4,649.28
Total financial assets measured at fair value on a recurring basis	30,881.88	2,301.94	37,903.39	71,087.21

TAMBI & JAIPURKAR
MUMBAI
CHARTERED ACCOUNTANTS

EDEL FINANCE COMPANY LIMITED

53. Fair Value Measurement (continued)

53.3. Assets and liabilities by fair value hierarchy (continued)

Particulars	March 31, 2026			
	Level 1	Level 2	Level 3	Total
Liabilities measured at fair value on a recurring basis				
Derivative financial instruments (liabilities):				
Exchange-traded derivatives	**3,006.49**	**-**	**-**	**3,006.49**
OTC derivatives	**-**	**472.67**	**-**	**472.67**
Embedded derivatives in market-linked debentures issued	**-**	**-**	**1,676.83**	**1,676.83**
Total derivative financial instruments (liabilities)	**3,006.49**	**472.67**	**1,676.83**	**5,155.99**
Financial liabilities at fair value through profit or loss				
Provision for short sale - SLBM trading	**2,181.19**	**-**	**-**	**2,181.19**
Total financial liabilities at FVTPL	**2,181.19**	**-**	**-**	**2,181.19**
Total financial liabilities measured at fair value on a recurring basis	**5,187.68**	**472.67**	**1,676.83**	**7,337.18**

Particulars	March 31, 2025			
	Level 1	Level 2	Level 3	Total
Liabilities measured at fair value on a recurring basis				
Derivative financial instruments (liabilities):				
Exchange-traded derivatives	187.46	0.14	-	187.60
OTC derivatives	-	86.94	-	86.94
Embedded derivatives in market-linked debentures issued	-	-	1,265.10	1,265.10
Total derivative financial instruments (liabilities)	187.46	87.08	1,265.10	1,539.64
Financial liabilities at fair value through profit or loss				
Provision for short sale - SLBM trading	-	-	-	-
Total financial liabilities at FVTPL	-	-	-	-
Total financial liabilities measured at fair value on a recurring basis	187.46	87.08	1,265.10	1,539.64

TAMBI & JAIPURKAR CHARTERED ACCOUNTANTS MUMBAI

EDEL FINANCE COMPANY LIMITED

53. Fair Value Measurement (Continued)

53.4. Fair valuation techniques :

Debt securities

Whilst most of these instruments are standard fixed or floating rate securities, however nifty linked debentures have embedded derivative characteristics. Fair value of these instruments is derived based on the indicative quotes of price and yields prevailing in the market as at the reporting date. Group has used quoted price of national stock exchange wherever bonds are traded actively. In cases where debt securities are not activity traded Group has used CRISIL Corporate Bond Valuer model for measuring fair value.

Security receipts

The market for these securities is not active. Therefore, the Group uses valuation techniques to measure their fair values. Since the security receipts are less liquid instruments therefore they are valued by discounted cash flow models. Expected cash flow levels are estimated by using quantitative and qualitative measures regarding the characteristics of the underlying assets including prepayment rates, default rates and other economic drivers. Securities receipts with significant unobservable valuation inputs are classified as Level 3.

Equity instruments

The majority of equity instruments are actively traded on recognised stock exchanges with readily available active prices on a regular basis. Such instruments are classified as Level 1. Units held in funds are measured based on fund net asset value (NAV), taking into account redemption and/or other restrictions. Such NAV Such instruments are generally Level 3. Equity instruments in non-listed entities are initially measured at transaction price and re-measured at each reporting date at valuation provided by external valuer at instrument level. Such unlisted equity securities are classified at Level 3.

Units of Alternative Investment Funds and Mutual Fund.

Units held in Alternative Investment funds are measured based on fund net asset value (NAV), taking into account redemption and/or other restrictions. Such instruments are classified at Level 3.

Open-ended funds that are redeemable at any time, and that report a daily net asset value (NAV) and for which sufficient subscriptions and redemptions occur at NAV are measured at NAV and classified as Level 1.

Loans measured at fair value through profit or loss

Loans are segregated, as far as possible, into portfolios of similar characteristics. Fair values are based on observable market transactions, when available. When they are unavailable, fair values are estimated using valuation models incorporating range of input assumptions. Group has determine fair value with help of internal valuation team and independent valuer on case to case basis. Valuation is based on discounted cash flow, comparable transaction market price, market research and marked trend as considered appropriate.

Derivatives

The Company enters into derivative financial instruments with various counter-parties, primarily banks with investment grade credit ratings. Derivatives valued using valuation techniques with market observable inputs are mainly interest rate swaps, exchange traded futures and options contracts. The most frequently applied valuation techniques include quoted price for exchange traded derivatives and Black Scholes models (for option valuation).

Exchange traded derivatives

Exchange traded derivatives includes index/stock options, index/stock futures, Group uses exchange traded prices to value these derivative and classify these instrument as Level 1.

TAMBI & JAIPURKAR MUMBAI CHARTERED ACCOUNTANTS

EDEL FINANCE COMPANY LIMITED

53. Fair Value Measurement (Continued)

53.5. Financial instruments not measured at fair value

The following table sets out the fair values of financial instruments not measured at fair value and analysing them by the level in the fair value hierarchy into which each fair value measurement is categorised.The information given below is with respect to financial assets and financial liabilities measured at amortised cost for which the fair value is different than the carrying amount. Carrying amounts of cash and cash equivalents, trade receivables, trade and other payables as on March 31, 2026 and March 31, 2025 approximate the fair value because of their short-term nature. Difference between carrying amounts and fair values of bank deposits, other financials assets and other financial liabilities is not significant in each of the years presented.

Particulars	March 31, 2026				
	Total Carrying Amount	Total fair value	Level 1	Level 2	Level 3
Financial assets:					
Loans	**55,958.87**	**57,850.53**	**-**	**-**	**57,850.53**
Investments	**26,141.84**	**26,141.84**	**-**	**26,141.84**	**-**
Total	**82,100.71**	**83,992.37**	**-**	**26,141.84**	**57,850.53**
Financial liabilities					
Debt securities	**1,04,983.78**	**65,309.66**	**-**	**19,201.22**	**46,108.44**
Borrowing (other than debt securities)	**65,309.66**	**6,904.09**	**-**	**6,904.09**	**-**
Subordinated liabilities	**6,904.09**	**-**	**-**	**-**	**-**
Total	**1,77,197.53**	**72,213.75**	**-**	**26,105.31**	**46,108.44**
Off-balance sheet items					
Loan and other commitments	**6,662.61**	**4,361.20**	**-**	**-**	**4,361.20**
Total	**6,662.61**	**4,361.20**	**-**	**-**	**4,361.20**

Particulars	March 31, 2025				
	Total Carrying Amount	Total fair value	Level 1	Level 2	Level 3
Financial assets:					
Loans	47,678.47	51,701.66	-	-	51,701.66
Investments	20,917.38	20,917.38	-	20,917.38	-
Total	68,595.85	72,619.04	-	20,917.38	51,701.66
Financial liabilities					
Debt securities	84,692.32	86,832.31	-	79,031.12	7,801.19
Borrowing (other than debt securities)	68,113.74	68,126.61	-	13,058.41	55,068.20
Subordinated liabilities	11,227.01	11,067.29	-	11,067.29	-
Total	1,64,033.07	1,66,026.21	-	1,03,156.82	62,869.39
Off-balance sheet items					
Loan and other commitments	4,197.68	2,072.28	-	-	2,072.28
Total	4,197.68	2,072.28	-	-	2,072.28

TAMBI & JAIPURKAR CHARTERED ACCOUNTANTS MUMBAI

EDEL FINANCE COMPANY LIMITED

53. Fair Value Measurement (Continued)

53.6 Valuation methodologies of financial instruments not measured at fair value

Below are the methodologies and assumptions used to determine fair values for the above financial instruments which are not recorded and measured at fair value in the Group's financial statements. These fair values were calculated for disclosure purposes only. The below methodologies and assumptions relate only to the instruments in the above tables and, as such, may differ from the techniques and assumptions explained in notes.

Short Term Financial Assets and Liabilities

Carrying amounts of cash and cash equivalents, bank balances other than cash and cash equivalents, trade and other receivables, trade payables approximate the fair value because of their short-term nature. Difference between carrying amounts and fair values of other financials assets and other financial liabilities is not significant in each of the years presented.

Financial assets at amortised cost

The fair values financial assets measured at amortised cost are estimated using a discounted cash flow model based on contractual cash flows using actual or estimated yields and discounting by yields incorporating the counterparties' credit risk.

Issued Debt

The fair value of issued debt is estimated by a discounted cash flow model.

53. Fair Value Measurement (Continued)

53.7 Except as disclosed in below note there have been no transfers between levels during the year ended March 31, 2026 and March 31, 2025.

53.8 The following table shows a reconciliation of the opening balances and the closing balances for fair value measurements in Level 3 of the fair value hierarchy.

Particulars	Security receipts	Units of AIF	Embedded derivative in market-linked debentures Assets	Embedded derivative in market-linked debentures Liabilities	Loans at FVTPL	Investments in debt securities and equity & preference shares	Total
Investments - at April 1, 2025	**23,665.43**	**6,644.82**	**636.69**	**(1,265.08)**	**4,649.28**	**2,307.18**	**36,638.32**
Addition on account of consolidation	-	-	-	-	-	-	-
Purchase / Sale / redemption (net)	**(7,264.49)**	**(1,332.43)**	**1,266.89**	**(417.20)**	**(1,072.29)**	**(6.13)**	**(8,825.65)**
Transfer from level 3	-	-	-	-	-	-	-
Profit / Fair value change for the year recognised in profit or loss	**(767.43)**	**(267.11)**	**135.86**	**5.45**	**818.89**	**611.03**	**536.69**
Investments - at March 31, 2026	**15,633.51**	**5,045.28**	**2,039.44**	**(1,676.83)**	**4,395.88**	**2,912.08**	**28,349.36**
Unrealised gain/(Loss) related to balances held at the end of the year	**(18,340.48)**	-	**135.86**	**5.45**	-	**550.26**	**(17,648.91)**

Particulars	Security receipts	Units of AIF	Embedded derivative in market-linked debentures Assets	Embedded derivative in market-linked debentures Liabilities	Loans at FVTPL	Investments in debt securities and equity & preference shares	Total
Investments - at April 1, 2024	41,200.51	7,646.47	299.64	(652.88)	6,247.36	3,543.63	58,284.73
Addition on account of consolidation	-	-	-	-	-	-	-
Purchase / Sale / redemption (net)	(3,126.60)	(425.66)	416.93	(519.85)	(3,345.41)	(1,369.80)	(8,370.39)
Transfer from level 3	-	-	-	-	-	-	-
Profit / Fair value change for the year recognised in profit or loss	(14,408.48)	(575.99)	(79.88)	(92.35)	1,747.33	133.35	(13,276.02)
Investments - at March 31, 2025	23,665.43	6,644.82	636.69	(1,265.08)	4,649.28	2,307.18	36,638.32
Unrealised gain/(Loss) related to balances held at the end of the year	(9,983.96)	31.81	26.47	5.19	1,390.37	771.93	(7,758.19)

TAMBI & JAIPURKAR CHARTERED ACCOUNTANTS MUMBAI

53 Fair Value Measurement (Continued)

53.8 Impact on fair value of level 3 financial instrument of changes to key unobservable inputs

As at March 31, 2026

Type of Financial Instruments	Valuation Techniques	Significant Unobservable input	Range of estimates for unobservable input	Increase in the unobservable input	Change in fair value because of increase in unobservable input	Decrease in the unobservable input	Change in fair value because of decrease in unobservable input
Security receipts	Net asset value method	Cash Flow	15,002.70	5%	750.14	5%	(750.14)
	Discounted projected cash flow	Cash Flow	2,092.23	5%	89.16	5%	(89.16)
		Discount rates	12%	0.50%	(2.80)	0.50%	2.83
			15.00%	0.25%	7.87	0.25%	(7.87)
Loans classified as FVTPL	Comparable transaction and P/E	Discounting rate	15% - 20%	1.00%	A one percentage point change in the discounting rate used in fair valuation of Level 3 assets does not have a significant impact in its value	1.00%	A one percentage point change in the discounting rate used in fair valuation of Level 3 assets does not have a significant impact in its value
Embedded derivative in market-linked debentures	Fair value of index	Index levels	-	5%	18.13	5%	(18.13)
Investments in units of AIF	Net Asset approach	Fair value of underlying investments	NAV per unit ₹ 117 - ₹ 2,26,554 per unit	5%	252.26	5%	(252.26)
Investments in unquoted equity shares and preference shares	Comparable transaction and P/E	Fair value per share	₹ 7.80 to 214,140 per share	5%	145.60	5%	(145.60)

TAMBI & JAIPURKAR MUMBAI CHARTERED ACCOUNTANTS

EDEL FINANCE COMPANY LIMITED

53 Fair Value Measurement (Continued)

53.8 Impact on fair value of level 3 financial instrument of changes to key unobservable inputs

As at March 31, 2025

Type of Financial Instruments	Valuation Techniques	Significant Unobservable input	Range of estimates for unobservable input	Increase in the unobservable input	Change in fair value because of increase in unobservable input	Decrease in the unobservable input	Change in fair value because of decrease in unobservable input
Security receipts	Discounted projected cash flow	Cash Flow	25,475.21	5%	1,252.82	5%	(1,252.82)
Investments in debt securities	Discounted cash flow	Expected future cash flows	₹ 0 to 6,957 per unit	5%	2.00	5%	(2.00)
			₹ 1,667 to 632,359 per unit	5%	5.06	5%	(5.06)
			14.75%	0.25%	(9.80)	0.25%	9.90
Loans classified as FVTPL	Comparable transaction and P/E	Discounting rate	15% - 20%	1.00%	A one percentage point change in the discounting rate used in fair valuation of Level 3 assets does not have a significant impact in its value	1.00%	A one percentage point change in the discounting rate used in fair valuation of Level 3 assets does not have a significant impact in its value
Embedded derivative in market-linked debentures	Fair value of index	Index levels	-	5%	(31.42)	5%	31.42
Investments in units of AIF	Net Asset approach	Fair value of underlying investments	587.20	5%	34.91	5%	(34.91)
			₹ 9.83 per Unit	5%	0.14	5%	(0.14)
			₹ 8,987 to 175,152 per Unit	5%	297.20	5%	(297.20)
Investments in unquoted equity shares and preference shares	Comparable transaction and P/E	Fair value per share	₹ 0 to 34,831 per share	5%	14.82	5%	(14.82)
			₹ 0 to 391 per NCD	5%	24.44	5%	(24.44)
			₹ 3,265 per unit	5%	10.06	5%	(10.06)
			₹ 5.29 per share	5%	23.83	5%	(23.83)
			₹ 24 to 214,140 per share	5%	20.84	5%	(20.84)
			₹ 386 per share	5%	0.02	5%	(0.02)
			₹ 34,835 per share	5%	4.39	5%	(4.39)
			₹ 391 per share	5%	13.97	5%	(13.97)

TAMBI & JAIPURKAR MUMBAI CHARTERED ACCOUNTANTS

EDEL FINANCE COMPANY LIMITED

54. Risk Management

A. Introduction and risk profile

The Group provides a broad range of financial products and services to a substantial and diversified client base that includes corporations, institutions and individuals. The Group's products and services span multiple asset classes and consumer segments across domestic and global geographies. The Group's key lines of business can broadly be classified as below:

1) Capital Business (includes lending business and investment activities)
2) Corporate credit and retail financing

The Group's diversified business profile acts as an inherent risk management mechanism at an overall level. However, the prevailing market environment and ongoing operations expose the Group to various risks like credit risk, market risk, liquidity risk, compliance risk, and technology risk amongst others. As the Group operates various regulated businesses, it is exposed to regulatory and reputation risks also.

B. Risk Management Strategy

The strategy at an execution level is supported by -

1) Three-tiered risk management structure to manage and oversee risks
2) Board and Risk Committees to review and approve risk exposures
3) Risk Management framework to ensure each risk the Group is exposed to is given due importance and managed through a well-defined framework and guidelines
4) Standard Operating Procedures and Product approval framework to ensure risks are mitigated at operational level
5) Adequate segregation of duties to ensure multi-layered checks and balances
6) Exception reporting framework to ensure process and policy deviations are adequately addressed

C. Risk management structure

To support the risk strategy and ensure effective risk management, the Group has a "Three-tiered risk management structure" to ensure that there are enough defences available to control all types of risk issues. The risk structure is enumerated below:

1) Three lines of defense - for accountability, oversight, and assurance

- Respective Businesses - the first line of defence; they own and manage risks and are responsible for implementation of the risk management framework
- Business Risk teams - the second line of defence; they are responsible for overseeing risk events and defining the risk management framework
- Internal audit - the third line of defence; they provide independent assurance of risk management framework implementation

2) Board and Risk Committees - for overseeing the risk management. The current Risk Management Committees are

- Board Risk Committee
- Investment and Credit Committees

TAMBI & JAIPURKAR CHARTERED ACCOUNTANTS MUMBAI

EDEL FINANCE COMPANY LIMITED

54. Risk Management (continued)

The Board Risk Committee is the overseeing body for Risk Management. The Committee meets at regular intervals to review the risk profile of the Company.
The Investment and Credit Committee serve as the nodal bodies for all credit related decisions. Respective businesses have formulated its own Investment and Credit Committees depending upon the scale of the exposure.

D. Risk management framework

The businesses in the Group have a Risk Framework, which describes the risk management approach and provides clear accountability for managing risk considered appropriate for the Business. The framework is subject to continuous evaluation based on existing internal as well external environment.

The current risk framework covers :
- Business Risk
- Credit Risk
- Market Risk
- Liquidity Risk
- Regulatory Risk
- Reputation Risk
- Technology Risk
- Operational and Process Risk
- Fraud Risk
- People Risk
- Physical Infrastructure Risk

The Businesses in the Group use different types of tools and techniques for mitigating risk, depending upon the type of risk and quantum. For example:
- Financial risks are mitigated through counterparty and client assessment before any exposure is taken, and defined product/program level risk limits to ensure exposure does not exceed risk appetite. The Committee based approval mechanism is adopted to ensure that high exposures are approved with adequate representation and that there is no bias in approvals.

- Non-financial risks viz technology, operational, fraud, etc. are mitigated through process documentation defining clear ownership for each activity, having adequate system/process level controls like maker-checker, reconciliation, testing and reviews

- Enterprise level risks viz. reputation, compliance, regulatory, etc. are controlled through policies and framework, educating employees through training and risk socialisation sessions.

E. Excessive risk concentration

The relevant businesses in the Group have diversified business model which acts as an inherent mechanism to avoid excessive concentrations of risk.
Single and Group level borrower limits for wholesale lending and program level limits for retail lending have been defined to avoid excess credit concentration. The relevant businesses in the Group monitor these limits as part of its regular monitoring activity. Additionally, the risk team of respective businesses in the Group keep track of Group, Industry, Collateral, Geography level exposure concentrations. These concentrations are periodically reviewed by the business entities in the Group and discussed in their Credit/Risk Committee, so as to avoid further exposures or reduce exposures to sector/industry/group/geography.



54. Risk Management

54.D.1 Credit Risk

Credit risk is the risk of financial loss the Group may face due to current/potential inability or unwillingness of a customer or counterparty to meet financial /contractual obligations. Credit risk also covers the possibility of losses associated with diminution in the credit quality of borrowers or counterparties. Group carries out proper due diligence before underwriting creditworthy counterparties and obtains sufficient collateral, where appropriate, as a means of mitigating the risk of financial loss from defaults. In case the loans are to be restructured, similar credit assessment process is followed by the Business in the Group.

The Business in the Group manages its credit risk through a multi-layered approach as given below:

1) Review by the respective Board Risk Committee;
2) The Investment Committees (IC) for approving all credit related decisions, beyond certain levels delegated to Credit Committees. Further, individual loan specific limits as well as concentration limits are also approved by the IC and reviewed on a periodic basis;
3) Respective Business risk team is responsible for industry and portfolio level monitoring and stress testing;
4) Business risk also does day to day client level monitoring; and
5) Independent verification of all client accounts, adherence to policies and frameworks are carried out by internal audit team.

The counterparty, client assessment is done before any exposure is taken. Assessment covers all the aspects of risk like Borrower profile, financials, and adequacy of collateral, promoter strength, repayment capability and cash flow generation. Discussions are held with independent risk and compliance teams both at Business in the Group before the credit proposals are put forward to the Committees for approval. The Business in the Group have committee-based approval process mechanism to ensure high exposures are approved with adequate representation from Compliance, Credit, Legal and other relevant teams and there is no biasness.

The Credit monitoring is very important part of managing credit risk. Accordingly, the Business in the Group have independent monitoring of credit exposures and associated risks.

The Business in the Group applies the expected credit loss model for recognising impairment loss. For the purpose of measuring lifetime expected credit loss ('ECL') the relevant Business in the Group has used practical expedient as permitted under Ind AS 109. This expected credit loss allowance is computed based on a provision matrix which takes into account historical credit loss experience and adjusted for forward looking information.

The expected credit loss is a product of exposure at default, probability of default and loss given default. The Business in the Group have devised an internal model to evaluate the probability of default and loss given default based on the parameters set out in Ind AS 109. Loans are classified into various stages for different type of business.

The relevant Business in the Group determine that whether there has been a significant increase in the credit risk since initial recognition. If credit risk has not increased significantly, 12-month ECL is used to provide for impairment loss. However, if credit risk has increased significantly, lifetime ECL is used.

Credit loss is the difference between all contractual cash flows that are due to an entity in accordance with the contract and all the cash flows that the entity expects to receive (i.e., all cash shortfalls), discounted at the original EIR (or credit-adjusted EIR for purchased or originated credit impaired financial assets). Expected Credit Loss computation is not driven by any single methodology, however methodology and approach used must reflect the following:

- An unbiased and probability weighted amount that evaluates a range of possible outcomes;
- Reasonable and supportable information that is available without undue cost and effort at the reporting date about past events, current conditions and forecasts of future economic conditions;
- The time value of money.

While the time value of money element is currently being factored into ECL measurement while discounting cash flows by the Effective Interest Rate (EIR), the objective of developing a macroeconomic model using exogenous macroeconomic variables (MEVs) is to address the first two requirements. This is achieved by using the model output to adjust the PD risk component in order to make it forward looking and probability weighted.

The relevant Business in the Group have internal grading that is based on days past due (dpd) as specified below:

Internal rating grade	Internal grading description	Stages
Performing		
High grade	0 dpd* to 30 dpd*	Stage 1
Standard grade	31 to 90 dpd*	Stage 2
Non-performing		
Individually impaired	90+ dpd*	Stage 3

* dpd indicates days past due.

54. Risk Management (continued)

54.D.1 Credit Risk (continued)

Significant increase in credit risk (SICR)

In all cases when the borrower becomes 90 days past due, Business in the Group considers a financial instrument as default category and classify such financial instrument as Stage 3 (credit-impaired) for ECL calculations.
Classification of assets from Stage 1 to Stage 2 is carried out based on SICR criterion. The Financial Instrument (Customer accounts) which are more than 30 days past due have been identified as accounts where significant increase in credit risk has been observed. These Financial Instrument (Customer accounts) have been classified as Stage 2 assets. As a part of a qualitative assessment of whether a customer is in default, the Business in the Group also considers a variety of instances that may indicate unlikeliness to pay. When such events occur, the Business in the Group carefully considers whether the event should result in treating the customer as defaulted and therefore assessed as Stage 3 for ECL calculations or whether Stage 2 is appropriate.

Probability of Default

Probability of Default (PD) is an estimate of likelihood of default over a given time horizon. PD estimation process is done based on historical internal data available with the relevant Business in the Group. While arriving at PD, the relevant Business in the Group also ensures that the factors that affects the macro-economic trends are considered to a reasonable extent, wherever necessary. The Business in the Group calculates 12 months PD by taking in account the past historical trends of loan portfolio and its credit performance. In case of assets where there is significant increase in credit risk/credit impaired assets, lifetime PD has been applied.

Loss Given Default (LGD)

The LGD represents expected losses on the EAD given the event of default, taking into account, among other attributes, the mitigating effect of collateral value at the time it is expected to be realised and the time value of money. The Loss Given Default (LGD) has been computed with workout methodology. Workout LGD is widely considered to be the most flexible, transparent and logical approach to build an LGD model. Along with actual recoveries, value of the underlying collateral has been factored in to estimate future recoveries in LGD computation. Workout LGD computation involves the actual recoveries as well as future recoveries (as a part of the workout process) on a particular facility, as a percentage of balance outstanding at the time of Default/Restructuring. The assessment of workout LGD was then performed. Principal outstanding at NPA was assessed, which went into the denominator of the LGD calculation. LGD computation has been done for each segment and sub-segment separately.

Exposure at Default (EAD)

The amount which the borrower will owe to the portfolio at the time of default is defined as Exposure at Default (EAD). While the drawn credit line reflects the explicit exposure for the Business in the Group , there might be variable exposure that may increase the EAD. These exposures are of the nature where the Business in the Group provides future commitments, in addition to the current credit. Therefore, the exposure will contain both on and off balance sheet values. The value of exposure is given by the following formula:

EAD = Drawn Credit Line + Credit Conversion Factor * Undrawn Credit Line

Where,

Drawn Credit Line = Current outstanding amount

Credit Conversion Factor (CCF) = Expected future drawdown as a proportion of undrawn amount

Undrawn Credit Line = Difference between the total amount which the Group has committed and the drawn credit line While the drawn exposure and limits for the customer are available, the modelling of CCF is required for computing the EAD

TAMBI & JAIPURKAR MUMBAI CHARTERED ACCOUNTANTS

EDEL FINANCE COMPANY LIMITED

54. Risk Management (continued)

54.D.2 Risk Concentration

Forward looking adjustments

"A measure of ECL is an unbiased probability-weighted amount that is determined by evaluating a range of possible outcomes and using reasonable and supportable information that is available without undue cost or effort at the reporting date about past events, current conditions and forecasts of future economic conditions."

To fulfil the above requirement Group has incorporated forward looking information into its measurement of ECL. The objective of developing a macroeconomic model using exogenous macroeconomic variables (MEVs) is to address the requirements of unbiased, probability weighted outcomes while taking into account current conditions as well as future economic conditions. This will be achieved by using the model output to adjust the PD risk component in order to make it forward looking and probability-weighted.

Exogenous macroeconomic parameters were used as independent (X) variables to predict the dependent (Y) variable. Keeping in mind Ind AS requirements around obtaining reliable and supportable information, without incurring undue cost or effort- based on advice of risk committee members and economic experts and consideration of a variety of external actual and forecast information, the Group formulates base case view of the future direction of relevant economic variable as well as a representative range of other possible forecast scenario. This process involves developing two or more additional economic scenarios and considering the relative probabilities of each outcome.

Data sourcing

The Group is expected to obtain reasonable and supportable information that is available without undue cost or effort. Keeping in mind the above requirement macroeconomic information was aggregated from Economic Intelligence Unit (EIU), Bloomberg, World Bank, RBI database. The EIU data has a database of around 150 macroeconomic variables as well as their forecasted values. Beyond 2022 macro-economic variables are forecasted by mean reverting the values to their long term average. External information includes economic data and forecasts published by governmental bodies and monetary authorities in the country, supranational organisations such as the OECD and the IMF, and selected private sector and academic forecasters.

Probability weighted scenario creations:

To incorporate macroeconomic impact into probability-weighted, each scenario has an associated probability. In order to ensure consistency across macroeconomic models, these probabilities were calculated at an overall level for both Retail and Non-Retail portfolios, keeping in mind that though the impact of a scenario across different portfolios may differ based on endogenous factors, the probability of a scenario unfolding is purely exogenous, and hence should not vary.

The Business in the Group has identified and documented key drivers of credit risk and credit losses for each portfolio of financial instruments and using an analysis of historical data, has estimated relationship between macro-economic variables and credit risk and credit losses.

Predicted relationship between the key indicators and default and loss rates on various portfolios of financial assess have been developed based on analysing historical data over the past 5 years.

TAMBI & JAIPURKAR ★ MUMBAI ★ CHARTERED ACCOUNTANTS

EDEL FINANCE COMPANY LIMITED

54. Risk Management (continued)

54.D.2 Risk Concentration

The following table shows the risk concentration by industry for the components of the balance sheet

Industry analysis - Risk concentration as at March 31, 2026

Particulars	Financial services	Government	Manufacturing	Retail and wholesale	Services	Others	Total
Financial Assets							
Cash and bank balances	16,188.48	-	-	-	-	-	16,188.48
Derivative financial instruments	7,063.09	-	-	-	-	-	7,063.09
Trade receivables	699.32	-	-	0.27	-	0.58	700.17
Loans	4,417.03	-	3,746.81	47,910.22	3,291.71	988.98	60,354.75
Investments	41,515.34	17,925.74	217.00	16,249.18	2,698.46	5,887.52	84,493.24
Other financial assets	11,214.97	-	-	0.42	-	10.03	11,225.42
Total	81,098.23	17,925.74	3,963.81	64,160.09	5,990.17	6,887.11	1,80,025.15
Loan and Other Commitments	145.38	-	-	6,517.23	-	-	6,662.61

Industry analysis - Risk concentration as at March 31, 2025

Particulars	Financial services	Government	Manufacturing	Retail and wholesale	Services	Others	Total
Financial Assets							
Cash and bank balances	22,046.28	-	-	-	-	-	22,046.28
Derivative financial instruments	727.84	-	-	-	-	-	727.84
Trade receivables	1,492.90	-	-	-	-	14.20	1,507.10
Loans	2,932.93	-	1,706.08	44,104.01	3,223.55	361.18	52,327.75
Investments	27,471.59	27,624.66	237.65	26,115.48	4,021.01	357.05	85,827.44
Other financial assets	4,496.83	-	-	26.93	-	9.20	4,532.96
Total	59,168.37	27,624.66	1,943.73	70,246.42	7,244.56	741.63	1,66,969.37
Loan and Other Commitments	170.61	-	-	4,404.57	-	-	4,575.18

TAMBI & JAIPURKAR MUMBAI CHARTERED ACCOUNTANTS

EDEL FINANCE COMPANY LIMITED

54. Risk Management (continued)

54.D.3 Collateral held and other credit enhancements

The tables on the following pages show the maximum exposure to credit risk by class of financial asset

Particulars	Maximum exposure to credit risk		Principal type of collateral
	As at March 31, 2026	As at March 31, 2025	
Financial assets			
Trade Receivables	**700.17**	1,507.10	Fixed deposits and other assets
Loans:			
Corporate and Retail Credit	**55,958.87**	47,678.47	Investment and other tangible assets
Debt instruments and other investments at amortised cost	**7,311.00**	5,295.74	Investments and Book debts
Total financial assets at amortised cost	**63,970.04**	54,481.31	
Financial assets at FVTPL/FVOCI	**62,747.28**	69,559.34	Tangible assets
Total financial instruments at FVTPL/FVOCI	**62,747.28**	69,559.34	
Total Financial assets	**1,26,717.32**	1,24,040.65	
Loan and other commitments	**6,662.61**	4,575.18	*Property; book receivables*
Financial guarantee contracts	-	-	*No Collateral*
Total commitments	**6,662.61**	4,575.18	Tangible assets
Total	**1,33,379.93**	1,28,615.83	

TAMBI & JAIPURKAR CHARTERED ACCOUNTANTS MUMBAI

EDEL FINANCE COMPANY LIMITED

54 Risk Management (continued):

54.D.4 Financial assets that are stage 3 and related collateral held in order to mitigate potential losses are given below:

As at March 31, 2026

Particulars	Maximum exposure to credit risk (carrying amount before ECL)	Associated ECL	Carrying amount	Fair value of collateral
Financial assets				
Loans	**4,265.34**	**2,762.16**	**1,503.18**	**4,206.28**
Trade Receivables	-	-	-	-
Total financial assets at amortised cost	**4,265.34**	**2,762.16**	**1,503.18**	**4,206.28**
Total	**4,265.34**	**2,762.16**	**1,503.18**	**4,206.28**

As at March 31, 2025

Particulars	Maximum exposure to credit risk (carrying amount before ECL)	Associated ECL	Carrying amount	Fair value of collateral
Financial assets				
Loans	4,115.73	2,812.01	1,303.72	3,714.88
Trade Receivables	-	-	-	-
Total financial assets at amortised cost	4,115.73	2,812.01	1,303.72	3,714.88
Total	4,115.73	2,812.01	1,303.72	3,714.88

TAMBI & JAIPURKAR CHARTERED ACCOUNTANTS MUMBAI

EDEL FINANCE COMPANY LIMITED

54. Risk Management (Continued)

54.E Liquidity Risk

Liquidity risk is defined as the risk that the Group will encounter difficulty in meeting obligations associated with financial liabilities that are settled by delivering cash or another financial asset. Liquidity risk arises because of the possibility that the Group might be unable to meet its payment obligations when they fall due as a result of mismatches in the timing of the cash flows under both normal and stress circumstances.

Group has a Liquidity Contingency Policy in place to ensure various liquidity parameters are defined and tracked regularly. Liquidity Management Team is provided with update on expected liquidity shortfalls in Normal as well as Stress scenario.

To manage the stressed circumstances the Group has ensured maintenance of a Liquidity Cushion in the form of Investments in Government Securities, Mutual Funds and Quoted Equity Shares. These assets carry minimal credit risk and can be liquidated in a very short period of time. A liquidity cushion amounting to 5-9% of the borrowings is sought to be maintained through such assets. These would be to take care of immediate obligations while continuing to honour our commitments as a going concern. There are available lines of credit from banks which are drawable on notice which further augment the available sources of funds. Funding is raised through diversified sources including Banks, Private issue of Debt, Sub Debt etc to maintain a healthy mix.

As at March 31, 2026 - Analysis of financial liabilities, financial assets, derivatives and financial commitments by remaining contractual maturities

Non-derivative financial assets	Upto 6 Months	6 Months to 1 year	1 year to 3 years	More than 3 years	Total
Financial Assets					
Cash and cash equivalent and other bank balances	**13,877.95**	**1,419.56**	**405.08**	**484.27**	**16,186.86**
Trade receivables	**700.17**	**-**	**-**	**-**	**700.17**
Loans	**10,546.70**	**9,170.95**	**28,074.44**	**33,044.90**	**80,836.99**
Investment	**37,693.44**	**5,708.56**	**14,873.31**	**26,217.83**	**84,493.14**
Other financial assets	**7,324.75**	**2,444.32**	**63.42**	**1,392.78**	**11,225.27**
Total undiscounted non- derivative financial assets	**70,143.01**	**18,743.39**	**43,416.25**	**61,139.78**	**1,93,442.43**

Non-derivative financial liabilities	Upto 6 Months	6 Months to 1 year	1 year to 3 years	More than 3 years	Total
Trade payables	**2,064.96**	**-**	**-**	**1.84**	**2,066.80**
Debt securities	**27,617.50**	**11,454.79**	**8,467.69**	**19,234.21**	**66,774.19**
Borrowings (other than debt securities)	**13,610.48**	**18,543.22**	**63,780.89**	**15,836.37**	**1,11,770.96**
Subordinated Liabilities	**3,353.80**	**521.68**	**4,045.10**	**0.01**	**7,920.59**
Other financial liabilities	**5,590.94**	**1,354.82**	**4,367.59**	**4,002.46**	**15,315.81**
Total undiscounted non- derivative financial liabilities	**52,237.68**	**31,874.51**	**80,661.27**	**39,074.89**	**2,03,848.35**

As at March 31, 2025 - Analysis of financial liabilities, financial assets, derivatives and financial commitments by remaining contractual maturities

Non-derivative financial assets	Upto 6 Months	6 Months to 1 year	1 year to 3 years	More than 3 years	Total
Financial Assets					
Cash and cash equivalent and other bank balances	19,721.81	1,653.55	41.64	629.28	22,046.28
Trade receivables	999.79	40.55	388.05	78.71	1,507.10
Loans	7,920.94	8,480.60	19,638.40	37,375.19	73,415.13
Investment	35,733.35	698.12	3,104.74	48,092.44	87,628.65
Other financial assets	2,779.10	214.55	136.59	1,402.72	4,532.96
Total undiscounted non- derivative financial assets	67,154.99	11,087.37	23,309.42	87,578.34	1,89,130.12

Non-derivative financial liabilities	Upto 6 Months	6 Months to 1 year	1 year to 3 years	More than 3 years	Total
Trade payables	3,445.75	-	9.51	59.34	3,514.60
Debt securities	5,142.25	8,043.87	61,388.83	17,342.84	91,917.79
Borrowings (other than debt securities)	28,866.56	5,215.02	10,074.05	25,964.62	70,120.25
Subordinated Liabilities	4,372.74	258.13	6,706.03	1,479.00	12,815.90
Other financial liabilities	3,557.89	1,629.37	4,812.07	5,909.75	15,909.08
Total undiscounted non- derivative financial liabilities	45,385.19	15,146.39	82,990.49	50,755.55	1,94,277.62

TAMBI & JAIPURKAR CHARTERED ACCOUNTANTS MUMBAI

EDEL FINANCE COMPANY LIMITED

54. Risk Management (Continued)

54.E Liquidity Risk (continued)

All derivatives which are entered into for trading purpose are shown in the earliest time band. With respect to other derivatives, the remaining contractual maturity information has been given based on undiscounted cash flows.

As at March 31, 2026

Derivatives	Upto 6 Months	6 Months to 1 year	1 year to 3 years	More than 3 years	Total
Net Settled derivatives entered into for trading purpose	**2,746.08**	**6.54**	**383.15**	**59.03**	**3,194.80**
Other Net settled derivatives	**(91.47)**	**-**	**-**	**-**	**(91.47)**
Total	**2,654.61**	**6.54**	**383.15**	**59.03**	**3,103.33**

As at March 31, 2025

Derivatives	Upto 6 Months	6 Months to 1 year	1 year to 3 years	More than 3 years	Total
Net Settled derivatives entered into for trading purpose	228.81	-	-	82.53	311.34
Other Net settled derivatives	(3.97)	0.62	(488.28)	55.83	(435.80)
Total	224.84	0.62	(488.28)	138.36	(124.46)

Contractual expiry of commitments

The table below shows the contractual expiry by maturity of the Group's commitments.

As at March 31, 2026

Particulars	Upto 6 Months	6 Months to 1 year	1 year to 3 years	More than 3 years	Total
Undrawn loan and other commitments	**4,133.49**	**1,045.02**	**1,484.10**	**-**	**6,662.61**
Total	**4,133.49**	**1,045.02**	**1,484.10**	**-**	**6,662.61**

As at March 31, 2025

Particulars	Upto 6 Months	6 Months to 1 year	1 year to 3 years	More than 3 years	Total
Undrawn loan and other commitments	3,312.37	496.19	571.63	194.99	4,575.18
Total	3,312.37	496.19	571.63	194.99	4,575.18

TAMBI & JAIPURKAR CHARTERED ACCOUNTANTS MUMBAI

EDEL FINANCE COMPANY LIMITED

54. Risk Management (continued)

54.F Market Risk (continued)

Interest Rate Risk

The principal risk to which non-trading portfolios are exposed is the risk of loss from fluctuations in the future cash flows or fair values of financial instruments because of a change in market interest rates. Interest rate risk is managed principally through monitoring interest rate gaps and by having pre-approved limits for repricing bands.

ALCO is the monitoring body for compliance with these limits. ALCO reviews the interest rate gap statement and the mix of floating and fixed rate assets and liabilities. Balance Sheet Management Unit is in-charge for day to day management of interest rate risk.

Interest rate risk arises from the possibility that changes in interest rates will affect future cash flows or the fair values of financial instruments. The Board has established limits on the non–trading interest rate gaps for stipulated periods. The Group's policy is to monitor positions on a daily basis and hedging strategies are used to ensure positions are maintained within the established limits.

The following table demonstrates the sensitivity to a reasonably possible change in interest rates (all other variables being constant) of the Group's statement of profit and loss and equity. The sensitivity of the statement of profit and loss is the effect of the assumed changes in interest rates on the profit or loss for a year, based on the floating rate non–trading financial assets and financial liabilities held at March 31, 2026 and at March 31, 2025.

Interest rate sensitivity

Particulars	2025-26					
	Increase in %	**Effect on profit before tax**	**Effect on Equity**	**Decrease in %**	**Effect on profit before tax**	**Effect on Equity**
INR	**0.25**	**(107.92)**	**20.92**	**0.25**	**107.92**	**(20.92)**
INR	**5.00**	**-**	**-**	**5.00**	**-**	**-**

Particulars	2024-25					
	Increase in %	Effect on profit before tax	Effect on Equity	Decrease in %	Effect on profit before tax	Effect on Equity
INR	0.25	20.53	20.04	0.25	(20.53)	(20.04)
INR	5.00	(235.89)	-	5.00	235.89	-

Currency Risk

Currency risk is the risk that the value of a financial instrument will fluctuate due to changes in foreign exchange rates. Foreign currency risk arise majorly on account of foreign currency borrowings.

The table below indicates the currencies to which the Group had significant exposure at the end of the reported periods. The analysis calculates the effect of a reasonably possible movement of the currency rate against the INR (all other variables being constant) on the statement of profit and loss (due to the fair value of currency sensitive non–trading monetary assets and liabilities) and equity (due to the change in fair value of currency swaps and forward foreign exchange contracts used as cash flow hedges).

Particulars	2025-26					
	Increase in %	**Sensitivity of Profit**	**Sensitivity of Equity**	**Decrease in %**	**Sensitivity of Profit**	**Sensitivity of Equity**
USD	**5.00**	**-**	**-**	**5.00**	**-**	**-**
Others	**5.00**	**2.79**	**-**	**5.00**	**(2.79)**	**-**

Particulars	2024-25					
	Increase in %	Sensitivity of Profit	Sensitivity of Equity	Decrease in %	Sensitivity of Profit	Sensitivity of Equity
USD	5.00	0.18	-	5.00	(0.18)	-
Others	5.00	5.79	-	5.00	(5.79)	-

TAMBI & JAIPURKAR CHARTERED ACCOUNTANTS MUMBAI

EDEL FINANCE COMPANY LIMITED

54. Risk Management (continued)

54.F Market Risk (continued)

Equity price risk

Equity price risk is the risk that the fair value or future cash flows of a financial instrument will fluctuate because of changes in the level of individual investment in equity share prices.

Particulars	2025-26					
	Increase in %	**Sensitivity of Profit**	**Sensitivity of Equity**	**Decrease in %**	**Sensitivity of Profit**	**Sensitivity of Equity**
Derivatives	**5.00**	**995.41**	**-**	**5.00**	**(995.41)**	**-**
Others	**5.00**	**1,243.80**	**-**	**5.00**	**(1,243.80)**	**-**

Particulars	2024-25					
	Increase in %	Sensitivity of Profit	Sensitivity of Equity	Decrease in %	Sensitivity of Profit	Sensitivity of Equity
Derivatives	5.00	326.76	-	5.00	(326.76)	-
Others	5.00	1,189.76	-	5.00	(1,189.76)	-

Index price risk

Index price risk is the risk that the fair value or future cash flows of a financial instrument will fluctuate because of changes in the level of equity indices.

Particulars	2025-26					
	Increase in %	**Sensitivity of Profit**	**Sensitivity of Equity**	**Decrease in %**	**Sensitivity of Profit**	**Sensitivity of Equity**
Derivatives	**5.00**	**747.99**	**-**	**5.00**	**(747.99)**	**-**
Others	**5.00**	**(182.26)**	**-**	**5.00**	**182.26**	**-**

Particulars	2024-25					
	Increase in %	Sensitivity of Profit	Sensitivity of Equity	Decrease in %	Sensitivity of Profit	Sensitivity of Equity
Derivatives	5.00	190.73	-	5.00	(190.73)	-
Others	5.00	(191.23)	-	5.00	191.23	-

Other price risk

Particulars	2025-26					
	Increase in price (%)	**Sensitivity of Profit**	**Sensitivity of Equity**	**Decrease in price (%)**	**Sensitivity of Profit**	**Sensitivity of Equity**
Others	**5.00**	**409.94**	**223.32**	**5.00**	**(409.94)**	**(223.32)**

Particulars	2024-25					
	Increase in price (%)	Sensitivity of Profit	Sensitivity of Equity	Decrease in price (%)	Sensitivity of Profit	Sensitivity of Equity
Others	5.00	150.53	2.75	5.00	(150.53)	(2.75)

TAMBI & JAIPURKAR MUMBAI CHARTERED ACCOUNTANTS

EDEL FINANCE COMPANY LIMITED

54.G Total market risk exposure

Fair value or future cash flows of financial instruments will fluctuate due to changes in market variables such as interest rates, foreign exchange rates and equity prices. The Company classifies exposures to market risk into either trading or non–trading portfolios and manages each of those portfolios separately. Such risks the market risk for the trading portfolio is managed and monitored based on a VaR methodology that reflects the interdependency between risk variables. Non–trading positions are managed and monitored using other sensitivity analysis.

Particulars	As at March 31, 2026			As at March 31, 2025		
	Carrying amount	**Traded risk**	**Non-traded risk**	Carrying amount	Traded risk	Non-traded risk
Assets						
Cash and cash equivalent and other bank balances	**16,188.48**	**-**	**16,188.48**	22,046.28	-	22,046.28
Derivative financial instruments	**7,063.09**	**7,063.09**	**-**	727.84	727.84	-
Trade receivables	**700.17**	**40.12**	**660.05**	1,507.10	389.37	1,117.73
Loans	**60,354.75**	**-**	**60,354.75**	52,327.75	-	52,327.75
Investments	**84,493.24**	**42,232.41**	**42,260.83**	85,827.44	57,320.44	28,507.00
Other financial assets	**11,225.42**	**6,756.88**	**4,468.54**	4,532.96	2,672.25	1,860.71
Total	**1,80,025.15**	**56,092.50**	**1,23,932.65**	1,66,969.37	61,109.90	1,05,859.47

Particulars	As at March 31, 2026			As at March 31, 2025		
	Carrying amount	**Traded risk**	**Non-traded risk**	Carrying amount	Traded risk	Non-traded risk
Liabilities						
Derivative financial instruments	**3,959.76**	**3,959.76**	**-**	1,427.30	1,427.30	-
Trade payables	**2,065.96**	**432.10**	**1,633.86**	3,514.60	245.60	3,269.00
Debt securities	**1,04,983.78**	**-**	**1,04,983.78**	84,692.32	-	84,692.32
Borrowings (other than debt Securities)	**65,309.66**	**-**	**65,309.66**	68,113.74	-	68,113.74
Subordinated liabilities	**6,904.09**	**-**	**6,904.09**	11,227.01	-	11,227.01
Other financial liabilities	**15,134.50**	**1,987.10**	**13,147.40**	15,909.08	520.59	15,388.49
Total	**1,98,357.75**	**6,378.96**	**1,91,978.79**	1,84,884.05	2,193.49	1,82,690.56

MUMBAI

55. Composition of the Group

Sr.	Name of the Entity	Note	Country of Incorporation	Proportion of ownership interest as at March 31, 2026	Proportion of ownership interest as at March 31, 2025
	Subsidiaries:				
1	Nido Home Finance Limited		India	**95.00%**	95.00%
2	Edelweiss Investment Adviser Limited		India	**100.00%**	98.07%
3	Edelweiss Rural & Corporate Services Limited		India	**100.00%**	100.00%
4	Comtrade Commodities Services Limited		India	**100.00%**	100.00%
5	Edge Advisory and Management Services Private Limited		India	**98.20%**	100.00%
6	Ecap Equities Limited		India	**98.20%**	98.07%
7	ECL Finance Limited		India	**99.43%**	99.60%
8	Edelcap Securities Limited		India	**98.20%**	98.07%
9	Edelweiss Retail Finance Limited	a	India	-	98.21%
10	Edel Investments Limited		India	**98.20%**	98.07%
11	Ecap Securities and Investments Limited		India	**93.34%**	87.40%
12	Edelweiss International (Singapore) Pte. Limited		Singapore	**98.20%**	98.07%
13	Edelweiss Private Equity Tech Fund		India	**93.88%**	94.51%
14	Edelweiss Value and Growth Fund		India	**94.33%**	94.95%
15	Edelweiss Multi Strategy Fund Advisors LLP		India	**99.10%**	99.04%
	Associate				
1	Edelweiss Securities and Investments Private Limited		India	**48.00%**	48.00%
2	Edelweiss Global Wealth Management Limited		India	**21.09%**	21.09%

Notes:

a. With effect from September 30, 2025, Edelweiss Retail Finance Limited has been merged with ECL Finance Limited.

56. **Additional Information, as required under Schedule III to the Companies Act, 2013, of enterprises consolidated as Subsidiary or Associates**

As at March 31, 2026

Sr. No.	Name of the Entity	Net Assets i.e. Total Assets minus Total Liabilities		Share in Profit or Loss		Share in Other Comprehensive Income		Share in Total Comprehensive Income	
		As % of consolidated net assets	Amount (₹ in Million)	As % of consolidated profit or loss	Amount (₹ in Million)	As % of consolidated other comprehensive Income	Amount (₹ in Million)	As % of consolidated total comprehensive Income	Amount (₹ in Million)
Parent									
	Edel Finance Company Limited	485.00%	30,232.72	(262.42)%	2,236.04	-0.02%	0.13	(131.51)%	2,236.17
Subsidiaries									
	Indian								
1	Nido Home Finance Limited	136.88%	8,532.73	(26.75)%	227.96	0.05%	(0.44)	(13.38)%	227.52
2	Edelweiss Investment Adviser Limited	11.14%	694.48	(89.71)%	764.36	(0.01)%	0.07	(44.96)%	764.43
3	Edelweiss Rural & Corporate Services Limited	101.07%	6,300.01	(28.61)%	243.82	4.38%	(37.17)	(12.15)%	206.65
4	Comtrade Commodities Services Limited	0.39%	24.44	0.25%	(2.16)	0.03%	(0.29)	0.14%	(2.45)
5	Edge Advisory and Management Services Private Limited	10.04%	625.69	(5.95)%	50.70	0.01%	(0.08)	(2.98)%	50.62
6	Ecap Equities Limited	194.29%	12,111.42	805.45%	(6,863.11)	0.16%	(1.38)	403.70%	(6,864.49)
7	ECL Finance Limited (refer Note 55.a)	325.57%	20,294.43	(16.21)%	138.13	127.22%	(1,079.23)	55.35%	(941.10)
8	Edelcap Securities Limited	152.36%	9,497.73	(32.59)%	277.68	(0.04)%	0.31	(16.35)%	277.99
9	Edelweiss Private Equity Tech Fund	9.56%	595.83	(26.34)%	224.43	0.00%	-	(13.20)%	224.43
10	Edelweiss Value and Growth Fund	21.43%	1,335.79	(35.20)%	299.93	0.00%	-	(17.64)%	299.93
11	Edelweiss Multi Strategy Fund Advisors LLP	0.13%	8.05	0.01%	(0.10)	0.00%	-	0.01%	(0.10)
12	Edel Investments Limited	59.35%	3,699.91	(14.47)%	123.28	(0.01)%	0.11	(7.26)%	123.39
13	Ecap Securities and Investments Limited	49.68%	3,096.68	49.09%	(418.32)	(0.01)%	0.12	24.59%	(418.20)
	Foreign								
14	Edelweiss International (Singapore) Pte. Limited	22.02%	1,372.34	24.77%	(211.02)	(16.54)%	140.29	4.16%	(70.73)
	Non-Controlling Interests	21.67%	1,350.96	(12.18)%	103.79	(0.43)%	3.67	(6.32)%	107.46
	Adjustments arising out of consolidation	(1,605.58)%	(1,00,085.04)	60.89%	(518.79)	0.01%	-	30.52%	(518.79)
	Associate (Investment as per the equity method) - Indian								
	Edelweiss Securities and Investments Private Limited	105.25%	6,560.87	(291.85)%	2,486.77	(14.80)%	125.57	(153.63)%	2,612.34
	Edelweiss Global Wealth Management Limited	(0.25)%	(15.48)	1.82%	(15.47)	0.00%	(0.01)	0.91%	(15.48)
	Total	**100.00%**	**6,233.56**	**100.00%**	**(852.08)**	**100.00%**	**(848.33)**	**100.00%**	**(1,700.41)**

TAMBI & JAIPURKAR CHARTERED ACCOUNTANTS MUMBAI

EDEL FINANCE COMPANY LIMITED

56. Additional Information, as required under Schedule III to the Companies Act, 2013, of enterprises consolidated as Subsidiary or Associates (continued)

As at March 31, 2025

Sr. No.	Name of the Entity	Net Assets i.e. Total Assets minus Total Liabilities		Share in Profit or Loss		Share in Other Comprehensive Income		Share in Total Comprehensive Income	
		As % of consolidated net assets	Amount (` in Million)	As % of consolidated profit or loss	Amount (` in Million)	As % of consolidated other comprehensive Income	Amount (` in Million)	As % of consolidated total comprehensive Income	Amount (` in Million)
Parent									
	Edel Finance Company Limited	443.85%	25,996.55	(0.33)%	(32.40)	0.00%	0.07	0.72%	(32.33)
Subsidiaries									
	Indian								
1	Nido Home Finance Limited	141.40%	8,281.92	1.91%	186.27	0.01%	(2.06)	(4.10)%	184.21
2	Edelweiss Investment Adviser Limited	(1.19)%	(69.96)	5.50%	536.43	0.00%	0.06	(11.93)%	536.49
3	Edelweiss Rural & Corporate Services Limited	104.04%	6,093.94	(9.34)%	(910.42)	(0.06)%	8.19	20.07%	(902.23)
4	Comtrade Commodities Services Limited	0.46%	26.90	(0.07)%	(6.38)	0.00%	0.05	0.14%	(6.33)
5	Edge Advisory and Management Services Private Limited	9.82%	575.07	0.62%	60.08	0.00%	0.04	(1.34)%	60.12
6	Ecap Equities Limited	255.69%	14,975.81	57.19%	5,575.51	0.00%	(0.36)	(123.99)%	5,575.15
7	ECL Finance Limited	273.50%	16,019.30	4.75%	463.02	96.92%	(13,806.73)	296.77%	(13,343.71)
8	Edelcap Securities Limited	137.55%	8,056.32	(0.39)%	(37.92)	0.01%	(1.97)	0.89%	(39.89)
9	Edelweiss Retail Finance Limited	87.63%	5,132.62	0.93%	91.03	3.30%	(469.44)	8.42%	(378.41)
10	Edelweiss Private Equity Tech Fund	6.28%	367.60	(1.52)%	(148.66)	0.00%	-	3.31%	(148.66)
11	Edelweiss Value and Growth Fund	17.75%	1,039.86	3.71%	361.50	0.00%	-	(8.04)%	361.50
12	Edelweiss Multi Strategy Fund Advisors LLP	0.13%	7.85	0.00%	(0.06)	0.00%	-	0.00%	(0.06)
13	Edel Investments Limited	61.06%	3,576.48	0.21%	20.62	0.01%	(0.89)	(0.44)%	19.73
14	Ecap Securities and Investments Limited	0.25%	14.83	(12.83)%	(1,251.17)	0.00%	(0.02)	27.83%	(1,251.19)
	Foreign								
15	Edelweiss International (Singapore) Pte. Limited	24.64%	1,443.07	0.20%	19.75	0.22%	(31.27)	0.26%	(11.52)
	Non-Controlling Interests	22.53%	1,319.39	1.44%	140.32	0.45%	(63.93)	(1.70)%	76.39
	Adjustments arising out of consolidation	(1,552.79)%	(90,948.35)	7.84%	764.00	(0.64)%	92.55	(19.07)%	856.55
	Associate (Investment as per the equity method) - Indian								
	Edelweiss Securities and Investments Private Limited	67.41%	3,948.53	(0.01)%	(0.64)	(0.22)%	30.81	(0.67)%	30.17
	Edelweiss Global Wealth Management Limited	(0.01)%	(0.63)	40.19%	3,917.71	0.00%	-	(87.13)%	3,917.71
	Total	100.00%	5,857.10	100.00%	9,748.59	100.00%	(14,244.90)	100.00%	(4,496.31)

TAMBE JAIN PURKAR CHARTERED ACCOUNTANTS MUMBAI

EDEL FINANCE COMPANY LIMITED

57. Utilisation of Borrowed funds and share premium

57.A During the year, the Group has not advanced or loaned or invested funds to any other person(s) or entity(ies), including foreign entities (Intermediaries) with the understanding that the intermediary shall :
(i) directly or indirectly lend or invest in other persons or entities identified in any manner whatsoever by or on behalf of the company (Ultimate Beneficiaries) or
(ii) provide any guarantee, security or the like to or on behalf of the Ultimate Beneficiaries

57.B During the year, the Group has not received any fund from any person(s) or entity(ies), including foreign entities (Funding Party) with the understanding (whether recorded in writing or otherwise) that the Company shall, other than as disclosed in note (1) below:
(i) directly or indirectly lend or invest in other persons or entities identified in any manner whatsoever by or on behalf of the Funding Party (Ultimate Beneficiaries) or
(ii) provide any guarantee, security, or the like to or on behalf of the Ultimate Beneficiaries

Note:
Based on the legal opinion obtained by the Holding Company, the transactions undertaken by the Company (CIC-NBFC) of borrowing/lending/investment to and from its holding/subsidiary/affiliate/group entity(ies) (together referred to as the 'Group') or borrowing from outside the Group for onward lending/investments for carrying on their respective business in ordinary course will not attract reporting under Rule 11(e) of the Companies (Audit and Auditors) Rules, 2014 (the "Rules"). Accordingly, transactions undertaken by the Company is not disclosed under the Rules.

58. Other Additional Regulatory Information

58.1. Title deeds of Immovable Properties not held in name of the Group.
The Group do not have any immovable properties where title deeds are not held in the name of the Group.

58.2. Loans and Advances
The Group has granted loans or advances in the nature of loans, without specifying period of repayment of principal to companies. However, during the year the Group has executed supplementary agreement with such companies to stipulate the schedule for repayment of principal. Of these following are the details of the aggregate amount of loans or advances in the nature of loans granted to promoters or related parties as defined in clause (76) of section 2 of the Companies Act, 2013:

Type of Borrower	For March 31, 2026		For March 31, 2025	
	Amount of loan or advance in the nature of loan outstanding	**Percentage to the total Loans and Advances in the nature of loans**	Amount of loan or advance in the nature of loan outstanding	Percentage to the total Loans and Advances in the nature of loans
Promotors	**Nil**	**NA**	Nil	NA
Directors	**Nil**	**NA**	Nil	NA
KMPs	**Nil**	**NA**	Nil	NA
Related Parties	**Nil**	**NA**	Nil	NA

58.3. Details of Benami Property held
The Group does not have any Benami property, where any proceeding has been initiated or pending against the Group for holding any Benami property.

58.4. Security of current assets against borrowings
The Group has borrowings from banks or financial institutions on the basis of security of current assets. Quarterly return and statement filed by the Group with such banks or financial institutions are in agreement with the books of account of the Group, wherever applicable.

58.5. Wilful Defaulter
The Group is not declared as wilful defaulter by any bank or financial Institution or other lender.

EDEL FINANCE COMPANY LIMITED

TAMBI & SURKAR CHARTERED ACCOUNTANTS MUMBAI

58.6. Relationship with struck-off companies

During the year, the Group does not have any transactions with struck-off companies.

58.7. Undisclosed income

The Group does not have any transaction which is not recorded in the books of accounts that has been surrendered or disclosed as income during the year in the tax assessments under the Income Tax Act, 1961 (such as, search or survey or any other relevant provisions).

58.8. The Group is in compliance with number of layers of companies, as prescribed under clause (87) of section 2 of the Companies Act, 2013 read with the Companies (Restriction on number of Layers) Rules, 2017.

58.9. Details of Crypto Currency or Virtual Currency

The Group has not traded or invested in Crypto Currency or Virtual Currency during the financial year.

59. Other disclosure

59.1 During the year, Nuvama Clearing Services Limited ("NCSL"), a former associate of the Holding Company, received a favourable order from the Hon'ble High Court dated February 26, 2026, directing the release of unencumbered assets of the Group amounting to ₹3,993.10 million.
The said order conclusively resolves the matter that was previously under review and confirms the release of the related unencumbrances. Accordingly, the financial statements and the relevant disclosures have been appropriately updated to reflect the release of such unencumbered assets.

59.2 During the year, ECap Equities Limited (Ecap), a subsidiary of the Company, entered into an amended agreement dated February 27, 2025. Under this agreement, in the event that the majority investors in a specific Alternative Investment Fund (AIF) do not achieve the agreed Internal Rate of Return (IRR), Ecap is obligated to either facilitate the sale of the underlying assets to a third-party buyer or acquire the assets itself to ensure the agreed IRR is delivered. Based on the management's assessment and current estimates of cash flows from the underlying assets, the likelihood of any shortfall requiring such a payout is considered remote.

59.3 During the previous year, the RBI lifted restrictions on one of the subsidiary i.e. ECLF. Further, ECLF received the RBI inspection report for FY 2023-24 and implemented the necessary actions. Also, in the previous year, ECLF has valued its Security Receipts based on IRAC loan norms and reassessed ECL, resulting to a provision of ₹ 11,372 million in the financial statements through other comprehensive income.

59.4 The Government of India, vide notification dated November 21, 2025, has notified the new Labour Code, basis which the Group has reassessed its employee benefit obligations based on the revised definition of wages and expanded eligibility criteria. Accordingly, based on actuarial valuation and management estimates, the Group has recognized an incremental expense of ₹ 128.75 million on account of past service cost in accordance with Indian Accounting Standard 19 – "Employee Benefits". The Group continues to monitor developments relating to the implementation of the New Labour Codes and will review its estimates and assumptions as further clarifications and Rules are notified.

59.5 During the year ended 31 March 2026, the Group subsidiaries Ecap Equities Limited, Edelweiss Investment Adviser Limited and Edelweiss Rural and Corporate Services Limited had recorded conservative loan loss provisions and fair value losses on certain specific assets amounting to ₹ 4,800 million. These provisions were recognised based on revised cash flow estimates, reassessment of underlying asset quality. The evaluation also reflected updated risk assessments and prudential considerations arising from evolving market conditions.

59.6 The Goodwill recognized from past mergers involving subsidiaries that own investment properties is assessed as a cash-generating unit. These properties generate rental income from commercial leasing. The recoverable amount is based on value in use, estimated through discounted cash flows. Future maintainable rental income is capitalized using appropriate discount and capitalization rates, reflecting management's expectations based on historical and sector trends. Management believes that reasonable changes in key assumptions would not reduce the recoverable amount below the carrying value.

60. Figures for the previous year have been regrouped/ reclassified wherever necessary to conform to current year presentation.

As per our report of even date attached

For Tambi and Jaipurkar
Chartered Accountants
ICAI Firm Registration Number: 115954W

CA Vinod Tambi
Partner
Membership No.: 036972

Mumbai, April 28, 2026

For and on behalf of the Board of Directors

Ananya Suneja
Executive Director
DIN: 07297081

Priyadeep Chopra
Non-executive Director
DIN: 00079353

Vyapak Shrivastava
Chief Financial Officer

Mumbai, April 28, 2026

Tarun Khurana
Company Secretary
Membership No. 12344

Form AOC - 1

(Pursuant to first proviso to sub-section (3) of Section 129 read with Rule 5 of Companies (Accounts) Rules, 2014)

Statement containing salient features of the financial statements of subsidiaries / associate companies / joint ventures for the financial year ended March 31, 2026:

Part "A" Subsidiaries *

(Currency : Indian rupees in millions)

Name of the Subsidiary Company	ECL Finance Limited	Nido Home Finance Limited	Edelweiss Rural & Corporate Services Limited	Edelweiss Investment Adviser Limited	Comtrade Commodities Services Limited
Reporting period	2025-26	2025-26	2025-26	2025-26	2025-26
Reporting currency	INR	INR	INR	INR	INR
Exchange rate	-	-	-		-
Paid-up Equity Share Capital**	3,182.90	693.50	13,174.71	12,755.50	325.00
Reserves of the Subsidiary	17,111.30	7,839.30	(6,874.71)	(12,061.03)	(300.57)
Total assets of the Subsidiary	70,794.10	41,103.33	20,673.52	10,147.94	34.25
Total liabilities of the Subsidiary	50,499.90	32,570.53	14,373.52	9,453.47	9.82
Investments	37,247.00	965.48	10,292.82	2,654.45	-
Total Turnover	6,721.30	5,926.53	1,721.23	2,527.94	0.74
Profit / (loss) before taxation	177.40	250.56	(963.30)	945.59	(2.47)
Provision for taxation	38.80	22.58	(1,207.16)	181.28	(0.30)
Profit / (loss) after taxation	138.60	227.98	243.86	764.31	(2.17)
Proposed dividend	-	-	-	-	-
% of shareholding	68.24%	95.00%	100.00%	100.00%	100.00%

* Subsidiary as defined under the Companies Act, 2013

** Includes convertible instruments

Notes:

1. Names of subsidiaries which are yet to commence operations: NIL

2. Name of subsidiaries which have been liquidated or sold during the year: Edge Advisory and Management Services Private Limited (formerly Allium Corporate Services Private Limited)

3. Name of subsidiaries which have been acquired during the year: Edelweiss Investment Adviser Limited

For and on behalf of the Board of Directors of
Edel Finance Company Limited

Ananya Suneja
Executive Director
DIN: 07297081

Priyadeep Chopra
Non-executive Director
DIN: 00079353

Vyapak Shrivastava
Chief Financial Officer

Tarun Khurana
Company Secretary
Membership No.: 12344

EDEL FINANCE COMPANY LIMITED

Mumbai
28 April 2026

Form AOC - 1

(Pursuant to first proviso to sub-section (3) of Section 129 read with Rule 5 of Companies (Accounts) Rules, 2014) Statement containing salient features of the financial statements of subsidiaries / associate companies / joint ventures for the financial year ended March 31, 2026:

Part "B" Associate *

(Currency : Indian rupees in millions)

Name of the Associate	Edelweiss Securities and Investments Private Limited
Last audited Balance sheet date	31-Mar-26
Share of Associate held by the Company on the year end	
- Number of shares	2,94,473
- Amount of Investment in Associate (₹ in millions)	5,968.05
- Extent of Holding %	48.00%
Reason why the associate is not consolidated	No Control
Networth attributable to Shareholding as per latest audited Balance sheet (₹ in millions)	3,314.79
Profit / (loss) for the year considered in consolidation (₹ in millions)	2,226.04
Profit / (loss) for the year not considered in consolidation (₹ in millions)	2,411.55

* Associate as defined under the Companies Act, 2013

For and on behalf of the Board of Directors of
Edel Finance Company Limited

Ananya Suneja
Executive Director
DIN: 07297081

Vyapak Shrivastava
Chief Financial Officer

EDEL FINANCE COMPANY LIMITED

Priyadeep Chopra
Non-executive Director
DIN: 00079353

Tarun Khurana
Company Secretary
Membership No.: 12344

Mumbai
28 April 2026

TAMBI & JAIPURKAR
CHARTERED ACCOUNTANTS
411, Atlanta Estate, Opp. Westin Hotel,
Goregaon (East), Mumbai - 400063
Mob. : 9595119777
Email: info@catnj.com

INDEPENDENT AUDITOR'S REPORT
To the Members of **Edel Finance Company Limited**

Report on the Audit of the Standalone Financial Statements

Opinion

We have audited the accompanying standalone financial statements of **Edel Finance Company Limited** ("the Company"), which comprise the Balance sheet as at March 31 2026, the Statement of Profit and Loss, including the statement of Other Comprehensive Income, the Cash Flow Statement and the Statement of Changes in Equity for the year then ended, and notes to the standalone financial statements, including a summary of material accounting policies and other explanatory information

In our opinion and to the best of our information and according to the explanations given to us the aforesaid standalone financial statements give the information required by the Companies Act, 2013, as amended ("the Act") in the manner so required and give a true and fair view in conformity with the accounting principles generally accepted in India, of the state of affairs of the Company as at March 31, 2026, its profit including other comprehensive income, its cash flows and the changes in equity for the year ended on that date.

Basis for Opinion

We conducted our audit of the standalone financial statements in accordance with the Standards on Auditing (SAs), as specified under section 143(10) of the Act. Our responsibilities under those Standards are further described in the 'Auditor's Responsibilities for the Audit of the Standalone Financial Statements' section of our report. We are independent of the Company in accordance with the 'Code of Ethics' issued by the Institute of Chartered Accountants of India together with the ethical requirements that are relevant to our audit of the standalone financial statements under the provisions of the Companies Act and the Rules thereunder, and we have fulfilled our other ethical responsibilities in accordance with these requirements and the Code of Ethics. We believe that the audit evidence we have obtained is sufficient and appropriate to provide a basis for our audit opinion on the standalone financial statements.

Key Audit Matters

Key audit matters are those matters that, in our professional judgment, were of most significance in our audit of the standalone financial statements for the financial year ended March 31, 2026. These matters were addressed in the context of our audit of the standalone financial statements as a whole, and in forming our opinion thereon, and we do not provide a separate opinion on these matters. For each matter below, our description of how our audit addressed the matter is provided in that context.

We have determined the matters described below to be the key audit matters to be communicated in our report. We have fulfilled the responsibilities described in the Auditor's responsibilities for the audit of the standalone financial statements section of our report, including in relation to these matters. Accordingly, our audit included the performance of procedures designed to respond to our assessment of the risks of material misstatement of the standalone financial statements. The results of our audit procedures, including the procedures performed to address the matters below, provide the basis for our audit opinion on the accompanying standalone financial statements.

Key audit matters	How our audit addressed the key audit matter
(a) Impairment of investments in subsidiary and other group companies (as described in Note 10.A, 10.B and 10.C of the Standalone financial statements)	
The Company is a Core Investment Company (CIC) registered with the Reserve Bank of India (RBI) and has investments in subsidiary amounting to Rs. 66,330.00/- million in form of equity shares, compulsorily convertible preference shares and compulsorily convertible debentures. The Company has also invested in form of equity shares of Rs. 8,846.74/- million in other group companies. These investments are valued at cost and are required to be assessed for impairment in accordance with Ind AS 36, when any indicators of impairment are observed. In carrying out such impairment assessment, a significant judgement of the management is involved in estimating the investee company's "value in use" in accordance with Ind AS 36. Estimation of the value in use requires the management to apply appropriate assumptions with respect to the growth rates for future cash flow projections of the investee company and discount rates for determining present value of such cash flows. We have considered impairment testing of Investments in subsidiary and other group companies as a key audit matter in view of the high degree of management's judgement involved in estimation of the recoverable amount of investments in subsidiaries and the inherent uncertainty relating to the assumptions supporting such estimates.	Our audit procedures included considering the appropriateness of the processes laid down by the management for assessment of impairment in the value of investments in subsidiary and other group companies combined with procedures performed as follows: • We have considered management's assessment of impairment wherever considered necessary and assessed whether any impairment indicators existed for investment in individual subsidiary and other group companies. • We traced the net-worth of the individual subsidiary and other group companies from their audited financial statements. • We assessed the disclosures relating to investments in subsidiary and other group companies included in the Standalone financial Statements in accordance with the requirements of Ind AS

We have determined that there are no other key audit matters to communicate in our report.

Other Information

The Company's Board of Directors is responsible for the other information. The other information comprises the information included in the Annual report, but does not include the standalone financial statements and our auditor's report thereon. The Annual report is expected to be made available to us after the date of this auditor's report.

Our opinion on the standalone financial statements does not cover the other information and we do not express any form of assurance conclusion thereon.

TAMBI & JAIPURKAR MUMBAI CHARTERED ACCOUNTANTS

In connection with our audit of the standalone financial statements, our responsibility is to read the other information and, in doing so, consider whether such other information is materially inconsistent with the financial statements or our knowledge obtained in the audit or otherwise appears to be materially misstated. If, based on the work we have performed, we conclude that there is a material misstatement of this other information, we are required to report that fact. We have nothing to report in this regard.

Responsibility of Management for the Standalone Financial Statements

The Company's Board of Directors is responsible for the matters stated in section 134(5) of the Act with respect to the preparation of these standalone financial statements that give a true and fair view of the financial position, financial performance including other comprehensive income, cash flows and changes in equity of the Company in accordance with the accounting principles generally accepted in India, including the Indian Accounting Standards (Ind AS) specified under section 133 of the Act read with the Companies (Indian Accounting Standards) Rules, 2015, as amended/ Companies (Accounting Standards) Rules, 2021 specified under section 133 of the Act. This responsibility also includes maintenance of adequate accounting records in accordance with the provisions of the Act for safeguarding of the assets of the Company and for preventing and detecting frauds and other irregularities; selection and application of appropriate accounting policies; making judgments and estimates that are reasonable and prudent; and the design, implementation and maintenance of adequate internal financial controls, that were operating effectively for ensuring the accuracy and completeness of the accounting records, relevant to the preparation and presentation of the standalone financial statements that give a true and fair view and are free from material misstatement, whether due to fraud or error.

In preparing the standalone financial statements, management is responsible for assessing the Company's ability to continue as a going concern, disclosing, as applicable, matters related to going concern and using the going concern basis of accounting unless management either intends to liquidate the Company or to cease operations, or has no realistic alternative but to do so.
Those Board of Directors are also responsible for overseeing the Company's financial reporting process.

Auditor's Responsibilities for the Audit of the Standalone Financial Statements

Our objectives are to obtain reasonable assurance about whether the standalone financial statements as a whole are free from material misstatement, whether due to fraud or error, and to issue an auditor's report that includes our opinion. Reasonable assurance is a high level of assurance, but is not a guarantee that an audit conducted in accordance with SAs will always detect a material misstatement when it exists. Misstatements can arise from fraud or error and are considered material if, individually or in the aggregate, they could reasonably be expected to influence the economic decisions of users taken on the basis of these standalone financial statements.

As part of an audit in accordance with SAs, we exercise professional judgment and maintain professional skepticism throughout the audit. We also:

- Identify and assess the risks of material misstatement of the standalone financial statements, whether due to fraud or error, design and perform audit procedures responsive to those risks, and obtain audit evidence that is sufficient and appropriate to provide a basis for our opinion. The risk of not detecting a material misstatement resulting from fraud is higher than for one resulting from error, as fraud may involve collusion, forgery, intentional omissions, misrepresentations, or the override of internal control.

- Obtain an understanding of internal control relevant to the audit in order to design audit procedures that are appropriate in the circumstances. Under section 143(3)(i) of the Act, we are also responsible for expressing our opinion on whether the Company has adequate internal financial controls with reference to financial statements in place and the operating effectiveness of such controls.

TAMBI & JAIPURKAR
MUMBAI
CHARTERED ACCOUNTANTS

- Evaluate the appropriateness of accounting policies used and the reasonableness of accounting estimates and related disclosures made by management.

- Conclude on the appropriateness of management's use of the going concern basis of accounting and, based on the audit evidence obtained, whether a material uncertainty exists related to events or conditions that may cast significant doubt on the Company's ability to continue as a going concern. If we conclude that a material uncertainty exists, we are required to draw attention in our auditor's report to the related disclosures in the financial statements or, if such disclosures are inadequate, to modify our opinion. Our conclusions are based on the audit evidence obtained up to the date of our auditor's report. However, future events or conditions may cause the Company to cease to continue as a going concern.

- Evaluate the overall presentation, structure and content of the standalone financial statements, including the disclosures, and whether the standalone financial statements represent the underlying transactions and events in a manner that achieves fair presentation.

We communicate with those charged with governance regarding, among other matters, the planned scope and timing of the audit and significant audit findings, including any significant deficiencies in internal control that we identify during our audit.

We also provide those charged with governance with a statement that we have complied with relevant ethical requirements regarding independence, and to communicate with them all relationships and other matters that may reasonably be thought to bear on our independence, and where applicable, related safeguards.

From the matters communicated with those charged with governance, we determine those matters that were of most significance in the audit of the standalone financial statements for the financial year ended March 31, 2026 and are therefore the key audit matters. We describe these matters in our auditor's report unless law or regulation precludes public disclosure about the matter or when, in extremely rare circumstances, we determine that a matter should not be communicated in our report because the adverse consequences of doing so would reasonably be expected to outweigh the public interest benefits of such communication.



Report on Other Legal and Regulatory Requirements

1. As required by the Companies (Auditor's Report) Order, 2020 ("the Order"), issued by the Central Government of India in terms of sub-section (11) of section 143 of the Companies Act, we give in the "Annexure 1" a statement on the matters specified in paragraphs 3 and 4 of the Order.

2. As required by Section 143(3) of the Act, we report that:

   a. We have sought and obtained all the information and explanations which to the best of our knowledge and belief were necessary for the purposes of our audit;

   b. In our opinion, proper books of account as required by law have been kept by the Company so far as it appears from our examination of those books;

   c. The Balance Sheet, the Statement of Profit and Loss including the Statement of Other Comprehensive Income, the Cash Flow Statement and Statement of Changes in Equity dealt with by this Report are in agreement with the books of account;

   d. In our opinion, the aforesaid standalone financial statements comply with the Accounting Standards specified under Section 133 of the Act, read with Companies (Indian Accounting Standards) Rules, 2015, as amended ;

   e. On the basis of the written representations received from the directors as on March 31, 2026 taken on record by the Board of Directors, none of the directors is disqualified as on March 31, 2026 from being appointed as a director in terms of Section 164 (2) of the Act;

   f. With respect to the adequacy of the internal financial controls over financial reporting of the Company with reference to these standalone financial statements and the operating effectiveness of such controls, refer to our separate Report in "Annexure 2" to this report;

   g. In our opinion, the managerial remuneration for the year ended March 31, 2026 has been paid / provided for by the Company to its directors in accordance with the provisions of section 197 read with Schedule V to the Companies Act.

   h. With respect to the other matters to be included in the Auditor's Report in accordance with Rule 11 of the Companies (Audit and Auditors) Rules, 2014, as amended in our opinion and to the best of our information and according to the explanations given to us:

      i. The Company has disclosed the impact of pending litigations on its financial position in its standalone financial statements – Refer Note 38 to the standalone financial statements;

      ii. The Company did not have any long-term contracts including derivative contracts for which there were any material foreseeable losses;

      iii. There were no amounts which were required to be transferred to the Investor Education and Protection Fund by the Company.

      iv. a) The management has represented that, to the best of its knowledge and belief, other than as disclosed in the note 44 to the standalone financial statements, no funds have been advanced or loaned or invested (either from borrowed funds or share premium or any other sources or kind of funds by the Company to or in any other persons or entities including foreign entities ("Intermediaries"), with the understanding, whether recorded in writing or otherwise, that the Intermediary shall, whether, directly or indirectly lend or invest in other persons or entities identified in any manner whatsoever by or on behalf of the company ("Ultimate Beneficiaries") or provide any guarantee, security or the like on behalf of the Ultimate Beneficiaries



b) The management has represented that, to the best of its knowledge and belief, other than as disclosed in the note 44 to the standalone financial statements, no funds have been received by the company from any persons or entities, including foreign entities ("Funding Parties"), with the understanding, whether recorded in writing or otherwise, that the Company shall, whether, directly or indirectly, lend or invest in other persons or entities identified in any manner whatsoever by or on behalf of the Funding Party ("Ultimate Beneficiaries") or provide any guarantee, security or the like on behalf of the Ultimate Beneficiaries; and

c) Based on such audit procedures that were considered reasonable and appropriate in the circumstances, nothing has come to our notice that has caused us to believe that the representations under sub-clause (a) and (b) contain any material misstatement.

v. No dividend has been declared or paid during the year by the Company.

vi. Based on our examination which included test checks, the Company has used an accounting software for maintaining its books of account which has a feature of recording audit trail (edit log) facility and the same has operated throughout the year for all relevant transactions recorded in the software. Further, during the course of our audit we did not come across any instance of audit trail feature being tampered with. Additionally, the audit trail has been preserved by the company as per the statutory requirement for record retention.

For **Tambi and Jaipurkar**
Chartered Accountants
ICAI Firm Registration Number: **115954W**



CA Vinod Tambi
Partner
Membership Number: 036972
UDIN: 26036972FYIKRU4925
Place: Mumbai
Date: 28th April, 2026

Annexure 1 Referred to in Paragraph 1 Under the Heading "Report on Other Legal and Regulatory Requirements" of Our Report of Even Date

Re: Edel Finance Company Limited

i. (a) The Company has maintained proper records showing full particulars, including quantitative details and situation of property, plant and equipment and other intangible assets.

(b) The Property, Plant and Equipment are physically verified by the Management according to a regular program of verification according to which verification is done every 3 years which, in our opinion, is reasonable having regard to the size of the company and the nature of its assets.

(c) According to the information and explanations given to us and the records of the company examined by us, the title deeds of the immovable properties included in property, plant and equipment are held in the name of the company

(d) The Company has not revalued its Property, Plant and Equipment or intangible assets during the year.

(e) Based on the information and explanations furnished to us, no proceedings have been initiated on or are pending against the company for holding benami property under the Benami Transactions (Prohibition) Act, 1988 (45 of 1988) and Rules made thereunder.

ii. (a) Based on our examination of documents and records, the Company did not own any physical inventory at any time during the year. Accordingly, clause 3(ii)(a) of the Order is not applicable to the Company.

(b) During the year, the company has not been sanctioned working capital limits in excess of Rs. 5 crores, in aggregate from banks and financial institutions on the basis of security of current assets and accordingly, the requirement to report under this clause is not applicable to the company.

iii. (a) Company is a Core Investment Company and hence reporting under clause 3(iii)(a) of the order is not applicable

(b) According to the information and explanations given to us and based on the audit procedures conducted by us, we are of the opinion that the terms and conditions of the loans given are, prima facie, not prejudicial to the interest of the Company.

(c) According to the information and explanations given to us and on the basis of our examination of the records of the Company, in the case of loans given, the repayment of principal and payment of interest has been stipulated and the repayments or receipts have been regular

(d) According to the information and explanations given to us and on the basis of our examination of the records of the Company, there is no overdue amount for more than ninety days in respect of loans given.

(e) The Company is a Core Investment Company and hence reporting under clause 3(iii)(e) of the order is not applicable.

TAMBI & JAIPURKAR MUMBAI CHARTERED ACCOUNTANTS

(f) According to the information and explanations given to us and on the basis of our examination of the records, the Company has not given any loans either repayable on demand or without specifying any terms or period of repayment.

iv. In our opinion and according to the information and explanations given to us, the Company has complied with the provisions of Sections 185 and 186 of the Act in respect of grant of loans, making investments and providing guarantees and securities, as applicable.

v. The company has not accepted any deposits from the public within the meaning of Sections 73, 74, 75 and 76 of the Companies Act and the Rules framed there under to the extent notified.

vi. Having regard to the nature of the Companies' business activities, reporting under clause CARO 2020 relating to maintenance of cost records under section 148(1) of the Act is not applicable to the Company.

vii. (a) According to the information and explanations given to us and the records of the company examined by us, in our opinion, the company has generally been regular in depositing the undisputed statutory dues, including provident fund, income tax, cess, goods and service tax and other material statutory dues, as applicable, with the appropriate authorities.

(b) According to the information and explanations given to us and the records of the company examined by us, Details of statutory dues referred to in sub-clause (a) above which have not been deposited as on March 31, 2026 on account of disputes are given below:

Name of Statue	Nature of Dues	Amount under dispute (in million)	Period to which it relates (Assessment Year)	Forums where dispute is pending
Income tax Act 1961	Income Tax	0.34	2016-17	Assessing Officer
Income tax Act 1961	Income Tax	116.88	2018-19	CIT(A)
Income tax Act 1961	Income Tax	73.44	2019-20	Assessing Officer
Income tax Act 1961	Income Tax	225.79	2020-21	CIT(A)
Income tax Act 1961	Income Tax	82.39	2021-22	CIT(A)

viii. According to the information and explanations given to us and the records of the company examined by us, there is no income surrendered or disclosed as income during the year in the tax assessments under the Income Tax Act, 1961, that has not been recorded in the books of account.

Further we are informed by the Company that they have received during the financial year 2024-25 the income tax assessment orders and demand notices for the assessment year 2020-21 and 2021-22, for certain addition /disallowances pursuant to search conducted from March 2, 2023 to March 9, 2023 by the Income Tax Authorities ("the ITA"). The Company has filed appeal with the ITA against said assessment orders and the said matter is pending for hearing at Commissioner of Income Tax (Appeals). Due to ongoing litigation pending outcome, the management have considered the tax demand liability as remote and is of the view that no material impact on financial statements can be ascertained.

TAMBI & JAIPURKAR
MUMBAI
CHARTERED ACCOUNTANTS

ix. (a) According to the records of the company examined by us and the information and explanation given to us, the company has not defaulted in repayment of loans or other borrowings or in the payment of interest to any lender as at the balance sheet date.

(b) According to the information and explanations given to us and based on our audit procedures, we report that the company has not been declared willful defaulter by any bank or financial institution or government or any government authority.

(c) According to the records of the company examined by us and the information and explanation given to us, term loans were applied for the purpose for which the loans were obtained.

(d) According to the information and explanations given to us, and the procedures performed by us, and on an overall examination of the financial statements of the company, we report that no funds raised on short-term basis have been used for long-term purposes by the company.

(e) According to the information and explanations given to us and on an overall examination of the financial statements of the company, we report that the company has not taken any funds from any entity or person on account of or to meet the obligations of its subsidiaries, associates or joint ventures.

(f) According to the information and explanations given to us and procedures performed by us, we report that the company has not raised loans during the year on the pledge of securities held in its subsidiaries, joint ventures or associate companies.

x. (a) The Company has not raised any money by way of initial public offer or further public offer (Including debt instruments) during the year. Accordingly, the reporting under Clause (x)(a) of the Order are not applicable to the Company.

(b) The Company has complied with provisions of section 42 and section 62 of the companies act 2013 in respect of the private placement of shares/fully or partially or optionally convertible debentures respectively during the year. The fund raised, have been used for the purpose for which the funds were raised.

xi. (a) During the course of our examination of the books and records of the company, carried out in accordance with the generally accepted auditing practices in India, and according to the information and explanations given to us, we have neither come across any instance of material fraud by the company or on the company, noticed or reported during the year, nor have we been informed of any such case by the Management.

(b) During the course of our examination of the books and records of the company, carried out in accordance with the generally accepted auditing practices in India, and according to the information and explanations given to us, report under section 143(12) of the Act, in Form ADT-4 was not required to be filed. Accordingly, the reporting under Clause (xi)(b) of the Order are not applicable to the company.

(c) During the course of our examination of the books and records of the company, carried out in accordance with the generally accepted auditing practices in India, and according to the information and explanations given to us, and as represented to us by the management, no whistle- blower complaints have been received during the year by the company. Accordingly, the reporting under Clause (xi)(c) of the Order is not applicable to the company.

TAMBI & JAIPURKAR MUMBAI CHARTERED ACCOUNTANTS

xii. As the Company is not a Nidhi Company and the Nidhi Rules, 2024 are not applicable to it, the provisions of Clause (xii) of the Order are not applicable to the company.

xiii. The Company has entered into transactions with related parties in compliance with the provisions of Sections 177 and 188 of the Act. The details of such related party transactions have been disclosed in the financial statements as required under Indian Accounting Standard (Standalone Ind AS) 24, Related Party Disclosures specified under Section 133 of the Act.

xiv. a) In our opinion and according to the information and explanation given to us, there is internal audit system commensurate with the size and nature of its business and

b) The reports of the Internal Auditors for the period under audit were considered by us.

xv. The Company has not entered into any non-cash transactions with its directors or persons connected with him. Accordingly, the provisions of Clause (xv) of the Order are not applicable to the company

xvi. (a) According to the information and explanations given to us, we report that the Company being a CIC company has registered under section 45-IA of the Reserve Bank of India Act, 1934.

(b) The Company has conducted non-banking financial Core Investment company (CIC) activities with a valid Certificate of Registration (CoR) from the Reserve Bank of India as per the Reserve Bank of India Act 1934 during the year.

(c) According to the information and explanations given to us and based on books and records verified by us the Company is a Core Investment Company (CIC) as defined in the regulations made by the Reserve Bank of India and the Company continues to fulfill the criteria of a CIC.

(d) Based on the information and explanations provided by the management of the Company, the Group does not have any other CIC other than the Company.

xvii. The Company has not incurred cash losses in the current financial year nor in the immediately preceding financial year.

xviii. There has been no change in the auditor of the Company during the year. The same auditor has continued to hold office in accordance with the provisions of the Companies Act, 2013.

xix. According to the information and explanations given to us and on the basis of the financial ratio ageing and expected dates of realization of financial assets and payment of financial liabilities, other information accompanying the financial statements, our knowledge of the Board of Directors and management plans and based on our examination of the evidence supporting the assumptions, nothing has come to our attention, which causes us to believe that any material uncertainty exists as on the date of the audit report that company is not capable of meeting its liabilities existing at the date of balance sheet as and when they fall due within a period of one year from the balance sheet date. We, however, state that this is not an assurance as to the future viability of the company. We further state that our reporting is based on the facts up to the date of the audit report and we neither give any guarantee nor any assurance that all liabilities falling due within a period of one year from the balance sheet date, will get discharged by the company as and when they fall due.

TAMBI & JAIPURKAR
MUMBAI
CHARTERED ACCOUNTANTS

xx. In our opinion and according to the information and explanations given to us, there is no unspent amount under sub-section (5) of section 135 of the Act pursuant to any project. Accordingly, clauses (xx) (a) and (xx) (b) of the Order are not applicable.

xxi. The reporting under clause 3(xxi) of the Order is not applicable in respect of audit of standalone financial statement of the Company. Accordingly, no comment in respect of the said clause has been included in this report.

For **Tambi and Jaipurkar**
Chartered Accountants
ICAI Firm Registration Number: **115954W**



CA Vinod Tambi
Partner
Membership Number: 036972
UDIN: 26036972FYIKRU4925
Place of Signature: Mumbai
Date: 28th April, 2026

Annexure 2 to the Independent Auditor's Report of Even Date on the Standalone Financial Statements of Edel Finance Company Limited

Report on the Internal Financial Controls under Clause (i) of Sub-section 3 of Section 143 of the Companies Act, 2013 ("the Act")

We have audited the internal financial controls over financial reporting with reference to standalone financial statements of **Edel Finance Company Limited** ("the Company") as of March 31, 2026 in conjunction with our audit of the standalone financial statements of the Company for the year ended on that date.

Management's Responsibility for Internal Financial Controls

The Company's Management is responsible for establishing and maintaining internal financial controls based on the internal control over financial reporting criteria established by the Company considering the essential components of internal control stated in the Guidance Note on Audit of Internal Financial Controls Over Financial Reporting issued by the Institute of Chartered Accountants of India ("ICAI"). These responsibilities include the design, implementation and maintenance of adequate internal financial controls that were operating effectively for ensuring the orderly and efficient conduct of its business, including adherence to the Company's policies, the safeguarding of its assets, the prevention and detection of frauds and errors, the accuracy and completeness of the accounting records, and the timely preparation of reliable financial information, as required under the Companies Act, 2013.

Auditor's Responsibility

Our responsibility is to express an opinion on the Company's internal financial controls over financial reporting with reference to these financial statements based on our audit. We conducted our audit in accordance with the Guidance Note on Audit of Internal Financial Controls Over Financial Reporting (the "Guidance Note") and the Standards on Auditing as specified under section 143(10) of the Act, to the extent applicable to an audit of internal financial controls, both issued by ICAI. Those Standards and the Guidance Note require that we comply with ethical requirements and plan and perform the audit to obtain reasonable assurance about whether adequate internal financial controls with reference to these financial statements was established and maintained and if such controls operated effectively in all material respects.

Our audit involves performing procedures to obtain audit evidence about the adequacy of the internal financial controls with reference to these financial statements and their operating effectiveness. Our audit of internal financial controls with reference to financial statement included obtaining an understanding of internal financial controls with reference to these financial statements, assessing the risk that a material weakness exists, and testing and evaluating the design and operating effectiveness of internal control based on the assessed risk. The procedures selected depend on the auditor's judgement, including the assessment of the risks of material misstatement of the financial statements, whether due to fraud or error.

We believe that the audit evidence we have obtained is sufficient and appropriate to provide a basis for our audit opinion on the Company's internal financial controls with reference to these financial statements.

Meaning of Internal Financial Controls with Reference to these Financial Statements

A Company's internal financial controls with reference to financial statements is a process designed to provide reasonable assurance regarding the reliability of financial reporting and the preparation of financial statements for external purposes in accordance with generally accepted accounting principles. A Company's internal financial controls with reference to financial statements includes those policies and procedures that (1) pertain to the maintenance of records that, in reasonable detail, accurately and fairly reflect the transactions and dispositions of the assets of the Company; (2) provide reasonable assurance that transactions are recorded as necessary to permit preparation of financial statements in accordance with generally accepted accounting principles, and that receipts and expenditures of the Company are



being made only in accordance with authorizations of management and directors of the Company; and (3) provide reasonable assurance regarding prevention or timely detection of unauthorized acquisition, use, or disposition of the Company's assets that could have a material effect on the financial statements.

Inherent Limitations of Internal Financial Controls with Reference to Financial Statements

Because of the inherent limitations of internal financial controls with reference to these financial statements, including the possibility of collusion or improper management override of controls, material misstatements due to error or fraud may occur and not be detected. Also, projections of any evaluation of the internal financial controls with reference to financial statements to future periods are subject to the risk that the internal financial control with reference to financial statements may become inadequate because of changes in conditions, or that the degree of compliance with the policies or procedures may deteriorate.

Opinion

In our opinion, the Company has, in all material respects, adequate internal financial controls with reference to financial statements and such internal financial controls with reference to financial statements were operating effectively as at March 31, 2026, based on the internal control over financial reporting criteria established by the Company considering the essential components of internal control stated in the Guidance Note issued by ICAI.

For **Tambi and Jaipurkar**
Chartered Accountants
ICAI Firm Registration Number: **115954W**



CA Vinod Tambi
Partner
Membership Number: 036972
UDIN: 26036972FYIKRU4925
Place of Signature: Mumbai
Date: 28th April, 2026

Edel Finance Company Limited

Standalone Balance Sheet

(Currency: Indian rupees in millions)

Particulars	Note No.	As at March 31, 2026	As at March 31, 2025
ASSETS			
Financial assets			
(a) Cash and cash equivalents	7	998.74	231.21
(b) Trade Receivables	8	110.70	-
(c) Loans	9	14,622.95	6,596.11
(d) Investments	10	75,258.80	69,430.39
(e) Other financial assets	11	3.42	82.85
Total financial assets		**90,994.61**	**76,340.56**
Non-financial assets			
(a) Current tax assets (net)	12	573.83	317.73
(b) Deferred tax assets (net)	13	355.47	1,638.31
(c) Property, Plant and Equipment	14	3.72	2.05
(d) Other non- financial assets	15	316.37	199.13
Total non-financial assets		**1,249.39**	**2,157.22**
TOTAL ASSETS		**92,244.00**	**78,497.78**
LIABILITIES AND EQUITY			
LIABILITIES			
Financial liabilities			
(a) Trade payables	16		
(i) total outstanding dues of micro enterprises and small enterprises		-	-
(ii) total outstanding dues of creditors other than micro enterprises and small enterprises		260.76	338.07
(b) Debt securities	17	43,306.91	25,146.14
(c) Borrowings (other than debt securities)	18	18,159.32	26,122.02
(d) Subordinated liabilities	19	-	161.12
(e) Other financial liabilities	20	11.89	20.41
Total financial liabilities		**61,738.88**	**51,787.76**
Non-financial liabilities			
(a) Current tax liabilities (net)	21	-	693.47
(b) Provisions	22	4.03	2.31
(c) Other non-financial liabilities	23	268.32	17.66
Total non-financial liabilities		**272.35**	**713.44**
TOTAL LIABILITIES		**62,011.23**	**52,501.20**
EQUITY			
(a) Equity share capital	24	14,592.75	9,566.75
(b) Instruments entirely equity in nature	25	-	9,650.00
(c) Other equity	26	15,640.02	6,779.83
TOTAL EQUITY		**30,232.77**	**25,996.58**
TOTAL LIABILITIES AND EQUITY		**92,244.00**	**78,497.78**

The accompanying notes are an integral part of the financial statements 1 to 57

As per our report of even date attached

For Tambi and Jaipurkar
Chartered Accountants
ICAI Firm Registration Number: 115954W

CA Vinod Tambi
Partner
Membership No: 036972

Mumbai, April 28, 2026

For and on behalf of the Board of Directors

Ananya Suneja
Executive Director
DIN : 07297081

Priyadeep Chopra
Non-executive Director
DIN: 00079353

Vyapak Shrivastava
Chief Financial Officer

Tarun Khurana
Company Secretary
Membership No. 12344

Mumbai, April 28, 2026

Edel Finance Company Limited

Standalone Statement of Profit and Loss

(Currency: Indian rupees in millions)

Particulars	Note No.	For the year ended March 31, 2026	For the year ended March 31, 2025
Revenue from operations			
Interest income	27	1,631.14	228.94
Dividend income	28	836.46	897.77
Fee income	29	6.33	-
Net gain on fair value changes	30	104.76	5,199.20
Total revenue from operations		**2,578.69**	**6,325.91**
Other income	31	7,202.23	541.13
Total Revenue		**9,780.92**	**6,867.04**
Expenses			
Finance costs	32	6,477.37	5,817.82
Impairment on financial instruments	33	31.71	626.81
Employee benefits expense	34	12.10	44.93
Depreciation and amortisation	14	0.15	0.17
Other expenses	35	249.50	332.50
Total expenses		**6,770.83**	**6,822.23**
Profit before exceptional item		**3,010.09**	**44.81**
Less: Exceptional Item		0.73	-
Profit before tax		**3,009.36**	**44.81**
Tax expenses	36		
Current tax		(509.54)	820.62
Deferred tax expense / (credit) (net)		1,282.84	(743.42)
Total Tax		**773.30**	**77.20**
Profit / (Loss) for the year		**2,236.06**	**(32.39)**
Other comprehensive income / (loss)			
(a) Items that will not be reclassified to profit or loss			
Re-measurements of the defined benefit liability		0.13	0.09
Tax relating to items that will not be reclassified to profit or loss		-	(0.02)
Total other comprehensive income / (loss)		**0.13**	**0.07**
Total comprehensive income / (loss)		**2,236.19**	**(32.32)**
Earnings per equity share (Face value of ₹ 100 each):	37		
- Basic (₹)		16.12	(0.26)
- Diluted (₹)		16.12	(0.26)

The accompanying notes are an integral part of the financial statements 1 to 57

As per our report of even date attached

For Tambi and Jaipurkar
Chartered Accountants
ICAI Firm Registration Number: 115954W

CA Vinod Tambi
Partner
Membership No: 036972

TAMBI & JAIPURKAR CHARTERED ACCOUNTANTS MUMBAI

Mumbai, April 28, 2026

For and on behalf of the Board of Directors

Ananya Suneja
Executive Director
DIN : 07297081

Priyadeep Chopra
Non-executive Director
DIN: 00079353

Vyapak Shrivastava
Chief Financial Officer

Tarun Khurana
Company Secretary
Membership No. 12344

Edel Finance Company Limited

Mumbai, April 28, 2026

Edel Finance Company Limited
Standalone Statement of Cash flow
(Currency: Indian rupees in millions)

	Particulars	For the year ended March 31, 2026	For the year ended March 31, 2025
A	**Cash flow from operating activities**		
	Profit / (Loss) before tax	**3,009.36**	**44.81**
	Adjustments for:		
	Depreciation and amortisation	0.15	0.17
	Profit on sale of investments	(7,202.02)	(29.66)
	Impairment on financial instruments	31.71	626.81
	Fair value of financial instruments	(104.74)	(5,199.20)
	Provision for gratuity and compensated absences	1.85	0.27
	Discount on commercial paper	-	399.40
	Operating cash flow before working capital changes (net)	**(4,263.69)**	**(4,157.40)**
	Adjustments for:		
	Decrease / (increase) in other financial assets	79.42	(48.20)
	(Increase)/ Decrease in trade receivables	(110.70)	-
	(Increase) in loans	(8,058.56)	(7,198.30)
	Sale of Investments	1,478.34	8,744.17
	Decrease in other non financial assets	(117.25)	(193.46)
	(Decrease)/ Increase in trade payables	(77.25)	332.21
	Increase / (decrease) in non financial liabilities	250.63	(45.89)
	Increase in other financial liabilities	1,139.18	885.68
	Cash used in operating activities	**(9,679.88)**	**(1,681.19)**
	Income taxes paid (net of refund)	(440.03)	30.30
	Net cash used in operating activities - A	**(10,119.91)**	**(1,650.89)**
B	**Cash flow from investing activities**		
	Purchase of property, plant and equipment and intangible assets	(1.82)	-
	Net cash used in investing activities - B	**(1.82)**	**-**
C	**Cash flow from financing activities**		
	Proceeds from issuance of share capital	2,000.00	-
	Proceeds from Debt securities (refer note 1 below)	16,813.11	3,816.26
	Repayment of Borrowings (other than debt securities) (refer note 1 below)	(7,773.85)	(1,943.00)
	Repayment of Subordinated liabilities	(150.00)	-
	Net cash generated from financing activities - C	**10,889.26**	**1,873.26**
	Net increase in cash and cash equivalents (A+B+C)	**767.53**	**222.37**
	Cash and cash equivalent as at the beginning of the year	231.21	8.84
	Cash and cash equivalent as at the end of the year	998.74	231.21

Notes:
1 Net figures have been reported on account of volume of transactions.
2 Above Cash Flow Statement has been prepared under indirect method as set out in Ind AS 7 prescribed under the Companies Act (Indian Accounting Standard) Rules, 2015 under the companies Act ,2013.

The accompanying notes are an integral part of the financial statements 1 to 57
As per our report of even date attached

For Tambi and Jaipurkar
Chartered Accountants
ICAI Firm Registration Number: 115954W

CA Vinod Tambi
Partner
Membership No: 036972

TAMBI & JAIPURKAR MUMBAI CHARTERED ACCOUNTANTS

Mumbai, April 28, 2026

Edel Finance Company Limited

For and on behalf of the Board of Directors

Ananya Suneja
Executive Director
DIN : 07297081

Priyadeep Chopra
Non-executive Director
DIN: 00079353

Vyapak Shrivastava
Chief Financial Officer

Tarun Khurana
Company Secretary
Membership No. 12344

Mumbai, April 28, 2026

Edel Finance Company Limited

Standalone Statement of Changes in Equity

(Currency: Indian rupees in millions)

A. Statement of Changes in Equity:

A.1 Equity Share Capital

Particulars	As at March 31, 2026			As at March 31, 2025		
	Outstanding as on April 1, 2025	Changes in equity shares during the current year	Outstanding as on March 31, 2026	Outstanding as on April 1, 2024	Changes in equity shares during the current year	Outstanding as on March 31, 2025
Issued, subscribed and paid up	9,566.75	5,026.00	14,592.75	9,566.75	0.00	9,566.75
(Equity shares of face value ₹ 100 each, fully paid-up)						

A.2 Instruments entirely equity in nature

Compulsory Convertible Preference Shares (CCPS)

Particulars	As at March 31, 2026			As at March 31, 2025		
	Outstanding as on April 1, 2025	Changes in CCPS during the current year	Outstanding as on March 31, 2026	Outstanding as on April 1, 2024	Changes in CCPS during the current year	Outstanding as on March 31, 2025
Issued, subscribed and paid up	1,650.00	(1,650.00)	-	1,650.00		1,650.00
(CCPS of face value ₹ 100 each, fully paid-up)						

Compulsorily Convertible Debentures (CCD)

Particulars	As at March 31, 2026			As at March 31, 2025		
	Outstanding as on April 1, 2025	Changes in CCD during the current year	Outstanding as on March 31, 2026	Outstanding as on April 1, 2024	Changes in CCD during the current year	Outstanding as on March 31, 2025
Issued, subscribed and paid up	8,000.00	(8,000.00)	-	8,000.00	-	8,000.00
(CCD of face value ₹ 1000 each, fully paid-up)						
Total of Instruments entirely equity in nature	**9,650.00**	**(9,650.00)**	**-**	**9,650.00**	**-**	**9,650.00**

Note:

During the year ended March 31, 2026, the Company has converted its Compulsorily Convertible Debentures ("CCDs") and Compulsorily Convertible Preference Shares ("CCPS") into equity shares in accordance with the respective terms of issue.

TAMBI & JAIPURKAR CHARTERED ACCOUNTANTS MUMBAI

Edel Finance Company Limited

B. Other Equity

Particulars	Capital Reserves	Capital redemption reserve	Securities Premium	Statutory Reserve	Retained Earnings	Deemed Capital Contribution - Equity	Impairment Reserve	Total Attributable to equity holders
Balance as at April 01, 2024	**(3,999.11)**	**84.34**	**4,485.38**	**1,572.06**	**4,634.96**	**2.25**	**32.27**	**6,812.15**
Loss for the year	-	-	-	-	(32.39)	-	-	(32.39)
Other comprehensive income	-	-	-	-	0.07	-	-	0.07
Total	**(3,999.11)**	**84.34**	**4,485.38**	**1,572.06**	**4,602.64**	**2.25**	**32.27**	**6,779.83**
Transfer to statutory reserve	-	-	-	-	-	-	-	-
Balance as at March 31, 2025	**(3,999.11)**	**84.34**	**4,485.38**	**1,572.06**	**4,602.64**	**2.25**	**32.27**	**6,779.83**
Profit for the year	-	-	-	-	2,236.06	-	-	2,236.06
Premium on conversion of CCD	-	-	6,624.00	-	-	-	-	6,624.00
Other comprehensive income	-	-	-	-	0.13	-	-	0.13
Total	**(3,999.11)**	**84.34**	**11,109.38**	**1,572.06**	**6,838.83**	**2.25**	**32.27**	**15,640.02**
Transfer to statutory reserve	-	-	-	447.21	(447.21)	-	-	-
Balance as at March 31, 2026	**(3,999.11)**	**84.34**	**11,109.38**	**2,019.27**	**6,391.62**	**2.25**	**32.27**	**15,640.02**

The accompanying notes are an integral part of the financial statements 1 to 57
As per our report of even date attached.

For Tambi and Jaipurkar
Chartered Accountants
ICAI Firm Registration Number: 115954W

CA Vinod Tambi
Partner
Membership No: 036972

TAMBI & JAIPURKAR MUMBAI CHARTERED ACCOUNTANTS

Mumbai, April 28, 2026

For and on behalf of the Board of Directors

Ananya Suneja
Executive Director
DIN : 07297081

Priyadeep Chopra
Non-executive Director
DIN: 00079353

Vyapak Shrivastava
Chief Financial Officer

Tarun Khurana
Company Secretary
Membership No. 12344

Mumbai, April 28, 2026

Edel Finance Company Limited

Edel Finance Company Limited

Notes to the financial statements
for the year ended March 31, 2026

1. Corporate information:

Edel Finance Company Limited ('the Company') a public limited company domiciled and incorporated under the provisions applicable in India under the Companies Act, 1956. The Company was incorporated on October 16, 1989 and is wholly owned subsidiary of Edelweiss Financial Services Limited.

The Company is principally engaged in making investments in and providing loans to entities within the Group. The Company is registered with the Reserve Bank of India ("RBI") as a Systemically Important Non-Deposit Taking Non-Banking Financial Company ("NBFC-ND-SI"). Pursuant to approval granted by the RBI, the Company was classified as a Core Investment Company ("NBFC-CIC-ND-SI") with effect from October 09, 2018.

In terms of the RBI's Scale Based Regulation ("SBR") framework for Non-Banking Financial Companies notified on October 19, 2023, as amended from time to time, the Company has been categorized under the Middle Layer. Accordingly, the Company has complied with the applicable regulatory requirements and disclosure obligations prescribed under the SBR framework in the preparation of these financial statements.

2. Basis of preparation:

The standalone financial statements (also referred to as "financial statements") of the Company have been prepared in accordance with Indian Accounting Standards (Ind AS) notified under the Companies (Indian Accounting Standards) Rules, 2015 (as amended from time to time).

These financial statements have been prepared on a historical cost basis, except for certain financial instruments such as, derivative financial instruments, and other financial instruments held for trading, which have been measured at fair value. The financial statements are presented in Indian Rupees (INR) and all values are rounded to the nearest million, except when otherwise indicated.

3. Presentation of financial statements:

The Company presents its balance sheet in order of liquidity in compliance with the Division III of the Schedule III to the Companies Act, 2013.

Financial assets and financial liabilities are generally reported gross in the balance sheet. They are only offset and reported net when, in addition to having an unconditional legally enforceable right to offset the recognised amounts without being contingent on a future event, the parties also intend to settle on a net basis in all of the following circumstances:

- The normal course of business
- The event of default
- The event of insolvency or bankruptcy of the Company and or its counterparties

Derivative assets and liabilities with master netting arrangements [e.g. ISDAs (International Swaps and Derivatives Association)] are only presented net when they satisfy the eligibility of netting for all of the above criteria and not just in the event of default.



4. Material accounting policies

4.1 Recognition of interest income and dividend income

4.1.1 Effective interest rate (EIR):

Under Ind AS 109 interest income is recorded using the effective interest rate (EIR) method for all financial instruments measured at amortised cost and debt instrument measured at FVOCI. The EIR is the rate that exactly discounts estimated future cash flows through the expected life of the financial instrument or, when appropriate a shorter period to the gross carrying amount of financial instrument.

The EIR is calculated by taking into account any discount or premium on acquisition, fees and costs that are an integral part of the EIR. The Company recognises interest income using a rate of return that represents the best estimate of a constant rate of return over the expected life of the financial asset. Hence, it recognises the effect of potentially different interest rates charged at various stages, and other characteristics of the product life cycle including prepayments penalty interest and charges. If expectations regarding the cash flows on the financial asset are revised for reasons other than credit risk, the adjustment is booked as a positive or negative adjustment to the carrying amount of the asset in the balance sheet with an increase or reduction in interest income.

4.1.2 Interest income:

The Company calculates interest income by applying the EIR to the gross carrying amount of financial assets other than credit-impaired assets.

When a financial asset becomes credit-impaired and is, therefore, regarded as 'Stage 3', the Company calculates interest income by applying the EIR to the amortised cost (net of expected credit loss) of the financial asset. If the financial assets cures and is no longer credit-impaired, the Company reverts to calculating interest income on a gross basis.

Penal interest income on delayed EMI or pre EMI is recognised on receipt basis.

4.1.3 Dividend income:

The Company recognised dividend income when the Company's right to receive the payment has been established, it is probable that the economic benefits associated with the dividend will flow to the Company and the amount of the dividend can be measured reliably.

4.1.4 Fee and Commission Income:

Fee and commission income include fees other than those that are an integral part of EIR. The Company recognises the fee and commission income in accordance with the terms of the relevant contracts / agreement and when it is probable that the Company will collect the consideration.

4.1.5 Other Income

Other Income represents income earned from the activities incidental to the business and is recognised when the right to receive the income is established as per the terms of the contract. Other ancillary charges are recognized upon realisation.

4.2 Financial instruments:

4.2.1 Date of recognition:

Financial assets and liabilities with exception of loans and borrowings are initially recognised on the trade date, i.e. the date the Company becomes a party to the contractual provisions of the instrument. This includes regular way trades: purchases or sales of financial assets that require delivery of assets within the time frame generally established by regulation or convention in the market place. Loans are

EDEL FINANCE COMPANY LIMITED

TAMBI & KUPURKAR MUMBAI CHARTERED ACCOUNTANTS

recognised when funds are transferred to the customers' account. The Company recognises borrowings when funds are available for utilisation to the Company.

4.2.2 Initial measurement of financial instruments:

Financial assets and financial liabilities are initially measured at fair value. Transaction costs that are directly attributable to the acquisition or issue of financial assets and financial liabilities (other than financial assets and financial liabilities at fair value through profit or loss) are added to or deducted from the fair value of the financial assets or financial liabilities, as appropriate, on initial recognition. Transaction costs directly attributable to the acquisition of financial assets or financial liabilities at fair value through profit or loss are recognised immediately in profit or loss.

4.2.3 Day 1 profit and loss:

When the transaction price of the financial instrument differs from the fair value at origination and the fair value is based on a valuation technique using only inputs observable in market transactions, the Company recognises the difference between the transaction price and fair value in net gain on fair value changes. In those cases where fair value is based on models for which some of the inputs are not observable, the difference between the transaction price and the fair value is deferred and is only recognised in profit or loss when the inputs become observable, or when the instrument is derecognised.

4.2.4 Classification & measurement categories of financial assets and liabilities:

The Company classifies all of its financial assets based on the business model for managing the assets and the asset's contractual terms, measured at either:

Financial assets carried at amortised cost (AC)

A financial asset is measured at amortised cost if it is held within a business model whose objective is to hold the asset in order to collect contractual cash flows and the contractual terms of the financial asset give rise on specified dates to cash flows that are solely payments of principal and interest on the principal amount outstanding. The changes in carrying value of financial assets is recognised in profit and loss account.

Sale that occur for below reason are considered as consistent with business model whose objective is to hold financial assets in order to collect contractual cash flows

- If those sales are infrequent (even if significant in value) or insignificant in value both individually and in aggregate (even if frequent).
- If such sales are made close to maturity of financial asset and proceeds from sale approximate the collection of the remaining contractual cash flow
- Selling a financial asset because of significant increase in credit risk.

Financial assets at fair value through other comprehensive income (FVTOCI)

A financial asset is measured at FVTOCI if it is held within a business model whose objective is achieved by both collecting contractual cash flows and selling financial assets and the contractual terms of the financial asset give rise on specified dates to cash flows that are solely payments of principal and interest on the principal amount outstanding. The changes in fair value of financial assets is recognised in Other Comprehensive Income.

EDEL FINANCE COMPANY LIMITED

TAMBI & JAIPURKAR MUMBAI CHARTERED ACCOUNTANTS

Financial assets at fair value through profit or loss (FVTPL)

A financial asset which is not classified in any of the above categories are measured at FVTPL. The Company measures all financial assets classified as FVTPL at fair value at each reporting date. The changes in fair value of financial assets is recognised in Profit and loss account.

4.3 Financial assets and liabilities:

4.3.1 Amortized cost and effective interest method

The effective interest method is a method of calculating the amortised cost of a debt instrument and of allocating interest income over the relevant period.

For financial instruments other than purchased or originated credit-impaired financial assets, the effective interest rate is the rate that exactly discounts estimated future cash receipts (including all fees and points paid or received that form an integral part of the effective interest rate, transaction costs and other premiums or discounts) excluding expected credit losses, through the expected life of the debt instrument, or, where appropriate, a shorter period, to the gross carrying amount of the debt instrument on initial recognition.

The amortised cost of a financial asset is the amount at which the financial asset is measured at initial recognition minus the principal repayments, plus the cumulative amortisation using the effective interest method of any difference between that initial amount and the maturity amount, adjusted for any loss allowance. On the other hand, the gross carrying amount of a financial asset is the amortised cost of a financial asset before adjusting for any loss allowance.

4.3.2 Financial assets held for trading:

The Company classifies financial assets as held for trading when they have been purchased primarily for short-term profit making through trading activities or form part of a portfolio of financial instruments that are managed together, for which there is evidence of a recent pattern of short-term profit taking. Held-for-trading assets are recorded and measured in the balance sheet at fair value. Changes in fair value are recognised in net gain on fair value changes.

4.3.3 Investment in equity instruments:

The Company subsequently measures all equity investments (other than subsidiaries, associates, and other group companies) at fair value through profit or loss, unless the management has elected to classify irrevocably some of its strategic equity investments to be measured at FVTOCI, when such instruments meet the definition of Equity under Ind AS 32 Financial Instruments: Presentation and are not held for trading. Such classification is determined on an instrument-by-instrument basis. Investments in subsidiaries and associates are carried at cost as permitted under Ind AS 27 (Separate Financial Statements). The investment in other group companies are carried at cost less provision for impairment. (subsidiaries, associates, and other group companies).

4.3.4 Financial liabilities:

All financial liabilities are measured at amortised cost except loan commitments, financial guarantees, and derivative financial liabilities.

4.3.5 Derivative financial instruments:

The Company enters into a variety of derivative financial instruments to manage its exposure to interest rate, market risks.

EDEL FINANCE COMPANY LIMITED

TAMBI & JAIPURKAR MUMBAI CHARTERED ACCOUNTANTS

Derivatives are initially recognised at fair value at the date the derivative contracts are entered into and are subsequently re-measured to their fair value at the end of each reporting period. The resulting gain or loss is recognised in profit or loss.

4.3.6 Debt securities and other borrowed funds:

The Company measures debt issued and other borrowed funds at Amortised cost at each reporting date. Amortised cost is calculated by taking into account any discount or premium on issue funds, and costs that are an integral part of the EIR.

The Company issues certain non-convertible debentures, the return of which is linked to performance of specified indices over the period of the debenture. Such debentures have a component of an embedded derivative which is fair valued at a reporting date. The resultant 'net unrealised loss or gain' on the fair valuation of these embedded derivatives is recognised in the statement of profit and loss. The debt component of such debentures is measured at amortised cost using yield to maturity basis.

4.3.7 Financial assets and financial liabilities at fair value through profit or loss:

Financial assets and financial liabilities in this category are those that are not held for trading and have been either designated by management upon initial recognition or are mandatorily required to be measured at fair value under Ind AS 109. Management only designates an instrument at FVTPL upon initial recognition when one of the following criteria are met. Such designation is determined on an instrument-by-instrument basis.

- The designation eliminates, or significantly reduces, the inconsistent treatment that would otherwise arise from measuring the assets or liabilities or recognising gains or losses on them on a different basis; or

- The liabilities are part of a group of financial liabilities, which are managed and their performance evaluated on a fair value basis, in accordance with a documented risk management or investment strategy; or

- The liabilities containing one or more embedded derivatives, unless they do not significantly modify the cash flows that would otherwise be required by the contract, or it is clear with little or no analysis when a similar instrument is first considered that separation of the embedded derivative(s) is prohibited.

Financial assets and financial liabilities at FVTPL are recorded in the balance sheet at fair value. Changes in fair value are recorded in profit and loss with the exception of movements in fair value of liabilities designated at FVTPL due to changes in the Company's own credit risk. Such changes in fair value are recorded in the own credit reserve through OCI and do not get recycled to the profit or loss. Interest earned or incurred on instruments designated at FVTPL is accrued in interest income or finance cost, respectively, using the EIR, taking into account any discount/ premium and qualifying transaction costs being an integral part of instrument. Interest earned on assets mandatorily required to be measured at FVTPL is recorded using contractual interest rate.

4.3.8 Financial liabilities and equity instruments

Financial instruments issued by the Company are classified as either financial liabilities or as equity in accordance with the substance of the contractual arrangements and the definitions of a financial liability and an equity instrument.



An equity instrument is any contract that evidences a residual interest in the assets of an entity after deducting all of its liabilities. Equity instruments issued by the Company are recognised at the proceeds received, net of direct issue costs.

4.4 Reclassification of financial assets and liabilities

The Company does not reclassify its financial assets subsequent to their initial recognition, apart from the exceptional circumstances in which the Company acquires, disposes of, or terminates a business line. The Company didn't reclassify any of its financial assets or liabilities in current period and previous period.

4.5 Derecognition of financial Instruments:

4.5.1 Derecognition of financial asset

A financial asset (or, where applicable a part of a financial asset or a part of a group of similar financial assets) is derecognised when the rights to receive cash flows from the financial asset have expired. The Company also derecognises the financial asset if it has both transferred the financial asset and the transfer qualifies for derecognition.

The Company has transferred the financial asset if, and only if, either

- The Company has transferred the rights to receive cash flows from the financial asset or
- It retains the contractual rights to receive the cash flows of the financial asset, but assumed a contractual obligation to pay the cash flows in full without material delay to third party under pass through arrangement.

Pass-through arrangements are transactions whereby the Company retains the contractual rights to receive the cash flows of a financial asset (the 'original asset'), but assumes a contractual obligation to pay those cash flows to one or more entities (the 'eventual recipients'), when all of the following conditions are met:

- The Company has no obligation to pay amounts to the eventual recipients unless it has collected equivalent amounts from the original asset, excluding short-term advances with the right to full recovery of the amount lent plus accrued interest at market rates.

- The Company cannot sell or pledge the original asset other than as security to the eventual recipients.

The Company has to remit any cash flows it collects on behalf of the eventual recipients without material delay. In addition, the Company is not entitled to reinvest such cash flows, except for investments in cash or cash equivalents including interest earned, during the period between the collection date and the date of required remittance to the eventual recipients.

A transfer only qualifies for derecognition if either:

- The Company has transferred substantially all the risks and rewards of the asset; or

- The Company has neither transferred nor retained substantially all the risks and rewards of the asset, but has transferred control of the asset.

The Company considers control to be transferred if and only if, the transferee has the practical ability to sell the asset in its entirety to an unrelated third party and is able to exercise that ability unilaterally and without imposing additional restrictions on the transfer.

EDEL FINANCE COMPANY LIMITED

TAMBI & JAIPURKAR MUMBAI

The Company also derecognises a financial asset, when the terms and conditions have been renegotiated to the extent that, substantially, it becomes a new financial asset, with the difference recognised as a derecognition gain or loss, to the extent that an impairment loss has not already been recorded. The newly recognised financial assets are classified as Stage 1 for ECL measurement purposes, unless the new financial asset is deemed to be POCI.

If the modification does not result in cash flows that are substantially different, the modification does not result in derecognition. Based on the change in cash flows discounted at the original EIR, the Company records a modification gain or loss, to the extent that an impairment loss has not already been recorded.

4.5.2 Derecognition of financial liabilities

A financial liability is derecognised when the obligation under the liability is discharged, cancelled or expires. Where an existing financial liability is replaced by another from the same lender on substantially different terms, or the terms of an existing liability are substantially modified, such an exchange or modification is treated as a derecognition of the original liability and the recognition of a new liability. The difference between the carrying value of the original financial liability and the consideration paid, including modified contractual cash flow recognised as new financial liability, is recognised statement of profit and loss.

4.6 Impairment of financial assets:

The Company records provisions based on expected credit loss model ("ECL") on all loans, other debt financial assets measured at amortised cost together with undrawn loan commitment and financial guarantee contracts, in this section all referred to as "Financial instrument". Equity instruments are not subject to impairment.

ECL is a probability-weighted estimate of credit losses. A credit loss is the difference between the cash flows that are due to an entity in accordance with the contract and the cash flows that the entity expects to receive discounted at the original effective interest rate. Because ECL consider the amount and timing of payments, a credit loss arises even if the entity expects to be paid in full but later than when contractually due.

Simplified approach

The Company follows 'simplified approach' for recognition of impairment loss allowance on trade receivables. The application of simplified approach does not require the Company to track changes in credit risk. Rather, it recognises impairment loss allowance based on lifetime ECLs at each reporting date, right from its initial recognition. The Company uses a provision matrix to determine impairment loss allowance on portfolio of its receivables. The provision matrix is based on its historically observed default rates over the expected life of the receivables. However, if receivables contain a significant financing component, the Company chooses as its accounting policy to measure the loss allowance by applying general approach to measure ECL.

General approach

For all other financial instruments, the Company recognises lifetime ECL when there has been a significant increase in credit risk (SICR) since initial recognition. If, on the other hand, the credit risk on the financial instrument has not increased significantly since initial recognition, the Company measures the loss allowance for that financial instrument at an amount equal to 12-month expected credit losses (12m ECL). The assessment of whether lifetime ECL should be recognised is based on significant increases in the likelihood or risk of a default occurring since initial recognition instead of an evidence of a financial asset being credit-impaired at the reporting date or an actual default occurring.

EDEL FINANCE COMPANY LIMITED

TAMBI & JAIPURKAR
MUMBAI
REGISTERED ACCOUNTANTS

Lifetime ECL represents the expected credit losses that will result from all possible default events over the expected life of a financial instrument. In contrast, 12m ECL represents the portion of lifetime ECL that is expected to result from default events on a financial instrument that are possible within 12 months after the reporting date.

The measurement of expected credit losses is a function of the probability of default (PD), loss given default (LGD) (i.e. the magnitude of the loss if there is a default) and the exposure at default. The assessment of the probability of default and loss given default is based on historical data adjusted by forward-looking information. As for the exposure at default (EAD), for financial assets, this is represented by the assets' gross carrying amount at the reporting date; for loan commitments and financial guarantee contracts, the exposure includes the amount drawn down as at the reporting date, together with any additional amounts expected to be drawn down in the future by default date determined based on historical trend, the Company's understanding of the specific future financing needs of the debtors, and other relevant forward-looking information.

The Company provides for expected credit loss on group loans based on its estimates of credit assessment on such loans subject to minimum 0.40% on all group loans as per Company estimates and RBI IRACP prudential norms.

Company categories its financial assets as follows:

Stage 1 assets:
Stage 1 assets includes financial instruments that have not had a significant increase in credit risk since initial recognition or that have low credit risk at the reporting date. For these assets, 12-month ECL (resulting from default events possible within 12 months from reporting date) are recognised.

Stage 2 assets:
Stage 2 Assets includes financial instruments that have had a significant increase in credit risk since initial recognition For these assets lifetime ECL (resulting from default events possible within 12 months from reporting date) are recognised.

Stage 3 assets:
Stage 3 for Assets considered credit-impaired the Company recognises the lifetime ECL for these loans. The method is similar to that for Stage 2 assets, with the PD set at 100%.

The ongoing assessment of whether a significant increase in credit risk has occurred for working capital facilities is similar to other lending products. The interest rate used to discount the ECLs for working capital facilities is based on the average effective interest rate that is expected to be charged over the expected period of exposure to the facilities.

Company recognises an impairment gain or loss in profit or loss for all financial instruments with a corresponding adjustment to their carrying amount through a loss allowance account.

The expected credit losses on the loan commitment have been recognised together with the loss allowance for the financial asset.

The Company's product offering includes a working capital facilities with a right to Company to cancel and/or reduce the facilities with one day's notice. The Company does not limit its exposure to credit losses to the contractual notice period, but, instead calculates ECL over a period that reflects the Company's expectations of the customer behaviour, its likelihood of default and the Company's future risk mitigation procedures, which could include reducing or cancelling the facilities.

EDEL FINANCE COMPANY LIMITED

TAMBI & JAIPURIAR MUMBAI CHARTERED ACCOUNTANTS

4.7 Collateral valuation:

To mitigate its credit risks on financial assets, the Company seeks to use collateral, where possible. The collateral comes in various forms, such as cash, securities, letters of credit /guarantees, real estate, receivables, inventories, other non-financial assets and credit enhancements such as netting agreements. Collateral, unless repossessed, is not recorded on the Company's balance sheet. However, the fair value of collateral affects the calculation of ECLs. It is generally assessed, at a minimum, at inception and re-assessed on a quarterly basis. However, some collateral, for example, securities relating to margin requirements, is valued daily.

To the extent possible, the Company uses active market data for valuing financial assets held as collateral. Other financial assets which do not have readily determinable market value are valued using models. Non-financial collateral, such as real estate, is valued based on data provided by third parties such as mortgage brokers, or based on housing price indices.

4.8 Write-offs:

Financial assets are written off either partially or in their entirety only when the Company has no reasonable expectation of recovery.

4.9 Determination of fair value:

The Company measures financial instruments, such as, derivatives at fair value at each reporting date. Fair value is the price that would be received to sell an asset or paid to transfer a liability in an orderly transaction between market participants at the measurement date. The fair value measurement is based on the presumption that the transaction to sell the asset or transfer the liability takes place either;

- In the principal market for the asset or liability, or
- In the absence of a principal market, in the most advantageous market for the asset or liability.

The principal or the most advantageous market must be accessible by the Company.

The fair value of an asset or a liability is measured using the assumptions that market participants would use when pricing the asset or liability, assuming that market participants act in their economic best interest. A fair value measurement of a non-financial asset takes into account a market participant's ability to generate economic benefits by using the asset in its highest and best use or by selling it to another market participant that would use the asset in its highest and best use. The Company uses valuation techniques that are appropriate in the circumstances and for which sufficient data are available to measure fair value, maximising the use of relevant observable inputs and minimising the use of unobservable inputs. In order to show how fair values have been derived, financial instruments are classified based on a hierarchy of valuation techniques, as summarised below:

Level 1 financial instruments:
Those where the inputs used in the valuation are unadjusted quoted prices from active markets for identical assets or liabilities that the Company has access to at the measurement date. The Company considers markets as active only if there are sufficient trading activities with regards to the volume and liquidity of the identical assets or liabilities and when there are binding and exercisable price quotes available on the balance sheet date.

Level 2 financial instruments:
Those where the inputs that are used for valuation and are significant, are derived from directly or indirectly observable market data available over the entire period of the instrument's life.

EDEL FINANCE COMPANY LIMITED

LAMBI & JAIPURKAR MUMBAI CHARTERED ACCOUNTANTS

Level 3 financial instruments:
Those that include one or more unobservable input that is significant to the measurement as whole.
For assets and liabilities that are recognised in the financial statements on a recurring basis, the Company determines whether transfers have occurred between levels in the hierarchy by re-assessing categorization (based on the lowest level input that is significant to the fair value measurement as a whole) at the end of each reporting period. The Company periodically reviews its valuation techniques including the adopted methodologies and model calibrations.

Therefore, the Company applies various techniques to estimate the credit risk associated with its financial instruments measured at fair value, which include a portfolio-based approach that estimates the expected net exposure per counterparty over the full lifetime of the individual assets, in order to reflect the credit risk of the individual counterparties for non-collateralised financial instruments.

The Company evaluates the levelling at each reporting period on an instrument-by-instrument basis and reclassifies instruments when necessary based on the facts at the end of the reporting period.

4.10 Leases:

Company as a lessee:

The Company has applied Ind AS 116 using the partial retrospective approach.

The Company assesses at contract inception whether a contract is, or contains, a lease. That is, if the contract conveys the right to control the use of an identified asset for a period of time in exchange for consideration. The Company applies a single recognition and measurement approach for all leases except for short-term leases and leases of low-value assets. The Company recognises lease liabilities to make lease payments and right-of-use assets representing the right to use the underlying assets.

Right of use assets
The Company recognises right-of-use assets at the commencement date of the lease (i.e., the date the underlying asset is available for use). Right-of-use assets are measured at cost, less any accumulated depreciation and impairment losses, and adjusted for any remeasurement of lease liabilities. The cost of right-of-use assets includes the amount of lease liabilities recognised, initial direct costs incurred, and lease payments made at or before the commencement date less any lease incentives received. Right-of use assets are depreciated on a straight-line basis over the shorter of the lease term and the estimated useful lives of the assets.

Lease liability

At the commencement date of the lease, the Company recognises lease liabilities measured at the present value of lease payments to be made over the lease term. The lease payments include fixed payments (including in substance fixed payments) less any lease incentives receivable, variable lease payments that depend on an index or a rate, and amounts expected to be paid under residual value guarantees. In calculating the present value of lease payments, the Company uses its incremental borrowing rate at the lease commencement date because the interest rate implicit in the lease is not readily determinable. After the commencement date, the amount of lease liabilities is increased to reflect the accretion of interest and reduced for the lease payments made. In addition, the carrying amount of lease liabilities is remeasured if there is a modification, a change in the lease term, a change in the lease payments (e.g., changes to future payments resulting from a change in an index or rate used to determine such lease payments) or a change in the assessment of an option to purchase the underlying asset.

EDEL FINANCE COMPANY LIMITED

TAMBI & JAIPURKAR
MUMBAI

Short term lease:

The Company has elected not to recognise right of use asset and lease liabilities for short term leases of property that has lease term of 12 months or less. The Company recognises lease payment associated with these leases as an expense on a straight line basis over lease term.

4.11 Earnings per share:

Basic earnings per share is computed by dividing the net profit after tax attributable to the equity shareholders for the year by the weighted average number of equity shares outstanding for the year.

Diluted earnings per share reflect the potential dilution that could occur if securities or other contracts to issue equity shares were exercised or converted during the year. Diluted earnings per share is computed by dividing the net profit after tax attributable to the equity shareholders for the year by weighted average number of equity shares considered for deriving basic earnings per share and weighted average number of equity shares that could have been issued upon conversion of all potential equity shares.

4.12 Foreign currency transaction:

The Standalone Financial Statements are presented in Indian Rupees which is also functional currency of the Company. Transactions in currencies other than Indian Rupees (i.e. foreign currencies) are recognised at the rates of exchange prevailing at the dates of the transactions. At the end of each reporting period, monetary items denominated in foreign currencies are retranslated at the rates prevailing at that date. Non-monetary items carried at fair value that are denominated in foreign currencies are retranslated at the rates prevailing at the date when the fair value was determined. Non-monetary items that are measured in terms of historical cost in a foreign currency are not retranslated.

Exchange differences on monetary items are recognised in profit or loss in the period in which they arise.

4.13 Retirement and other employee benefit:

4.13.1 Provident fund:

The Company contributes to a recognised provident fund and national pension scheme which is a defined contribution scheme. The contributions are accounted for on an accrual basis and recognised in the statement of profit and loss.

4.13.2 Gratuity:

The Company's gratuity scheme is a defined benefit plan. The Company's net obligation in respect of the gratuity benefit scheme is calculated by estimating the amount of future benefit that the employees have earned in return for their service in the current and prior periods, that benefit is discounted to determine its present value, and the fair value of any plan assets, if any, is deducted. The present value of the obligation under such benefit plan is determined based on independent actuarial valuation using the Projected Unit Credit Method. Benefits in respect of gratuity are funded with an Insurance Company approved by Insurance Regulatory and Development Authority (IRDA).

Re-measurement, comprising of actuarial gains and losses, the effect of the asset ceiling, excluding amounts included in net interest on the net defined benefit liability and the return on plan assets (excluding amounts included in net interest on the net defined benefit liability), are recognised

EDEL FINANCE COMPANY LIMITED

TAMBI & JAIPURKAR MUMBAI CHARTERED ACCOUNTANTS

immediately in the balance sheet with a corresponding debit or credit to retained earnings through OCI in the period in which they occur.

Remeasurement are not reclassified to profit or loss in subsequent periods.

4.13.3 Compensated absences:

The eligible employees of the Company are permitted to carry forward certain number of their annual leave entitlement to subsequent years, subject to a ceiling. The Company recognises the charge in the statement of profit and loss and corresponding liability on such non-vesting accumulated leave entitlement based on a valuation by an independent actuary. The cost of providing annual leave benefits is determined using the projected unit credit method.

4.13.4 Employee Stock Option Plans (ESOPs) / Stock Appreciation Rights (SARs):

The Holding Company (Edelweiss Financial Services Limited ("EFSL")) has Employee Stock Option Plans and Stock Appreciation Rights in force. Based on such schemes, parent entity has granted an ESOP/SAR option to acquire equity shares of EFSL that would vest in a graded manner to company's employees. Based on group policy / arrangement, EFSL has charged the fair value of such stock options, Company has accepted such cross charge and recognised the same under the employee cost.

4.14 Property, plant and equipment:

Property plant and equipment is stated at cost excluding the costs of day–to–day servicing, less accumulated depreciation and accumulated impairment in value. Changes in the expected useful life are accounted for by changing the amortisation period or methodology, as appropriate, and treated as changes in accounting estimates.

Subsequent costs are included in the asset's carrying amount or recognized as a separate asset, as appropriate, only when it is probable that future economic benefits associated with the item will flow to the Company and the cost of the item can be measured reliably. The carrying amount of any component accounted for as a separate asset is derecognized when replaced. All other repairs and maintenance are recognized in profit or loss during the reporting period, in which they are incurred.

Depreciation is recognised so as to write off the cost of assets (other than freehold land and properties under construction) less their residual values over their useful lives. Depreciation is provided on a written down value basis from the date the asset is ready for its intended use or put to use whichever is earlier. In respect of assets sold, depreciation is provided upto the date of disposal.

As per the requirement of Schedule II of the Companies Act, 2013, the Company has evaluated the useful lives of the respective fixed assets which are as per the provisions of Part C of the Schedule II for calculating the depreciation. The estimated useful lives of the fixed assets are as follows:

Nature of assets	Estimated useful lives
Building (other than factory building)	60 years
Vehicles	8 years
Office equipment	5 years
Computers - servers and networks	6 years
Computers - end user devices, such as desktops, laptops, etc.	3 years

An item of property, plant and equipment is derecognised upon disposal or when no future economic benefits are expected to arise from the continued use of the asset. The carrying amount of those components which have been separately recognised as assets is derecognised at the time of replacement thereof. Any gain or loss arising on the disposal or retirement of an item of property, plant

EDEL FINANCE COMPANY LIMITED
TAMBI & JAIPURKAR MUMBAI CHARTERED ACCOUNTANTS

and equipment is determined as the difference between the sales proceeds and the carrying amount of the asset and is recognised in profit or loss.

The residual values, useful lives and methods of depreciation of property, plant and equipment are reviewed at each financial year end and adjusted prospectively, if appropriate.

4.15 Intangible assets:

Intangible assets are recorded at the consideration paid for the acquisition of such assets and are carried at cost less accumulated amortization and impairment, if any. Intangibles such as software are amortised over a period of 3 years based on its estimated useful life.

4.16 Impairment of non-financial assets:

The Company assesses at each balance sheet date whether there is any indication that an asset may be impaired based on internal/external factors. If any such indication exists, the Company estimates the recoverable amount of the asset. If such recoverable amount of the asset or the recoverable amount of cash generating unit which the asset belongs to is less than its carrying amount, the carrying amount is reduced to its recoverable amount. The reduction is treated as an impairment loss and is recognized in the statement of profit and loss. If at the balance sheet date there is an indication that a previously assessed impairment loss no longer exists, the recoverable amount is reassessed and the impairment is reversed subject to a maximum carrying value of the asset before impairment.

4.17 Provisions and other contingent liabilities:

Provisions are recognised when the Company has a present obligation (legal or constructive) as a result of a past event, it is probable that the Company will be required to settle the obligation, and a reliable estimate can be made of the amount of the obligation. If the effect of the time value of money is material, provisions are determined by discounting the expected future cash flows to net present value using an appropriate pre-tax discount rate that reflects current market assessments of the time value of money and, where appropriate, the risks specific to the liability.

A present obligation that arises from past events, where it is either not probable that an outflow of resources will be required to settle or a reliable estimate of the amount cannot be made, is disclosed as a contingent liability. Contingent liabilities are also disclosed when there is a possible obligation arising from past events, the existence of which will be confirmed only by the occurrence or non-occurrence of one or more uncertain future events not wholly within the control of the Company. Claims against the Company, where the possibility of any outflow of resources in settlement is remote, are not disclosed as contingent liabilities.

Contingent assets are not recognised in the financial statements since this may result in the recognition of income that may never be realised. However, when the realisation of income is virtually certain, then the related asset is not a contingent asset and is recognised.

4.18 Income tax expenses:

Income tax expense represents the sum of the tax currently payable and deferred tax.

4.18.1 Current tax:

The tax currently payable is based on taxable profit for the year. Taxable profit differs from 'profit before tax' as reported in the statement of profit and loss because of items of income or expense that are taxable or deductible in other years and items that are never taxable or deductible. The Company's current tax is calculated using tax rates that have been enacted or substantively enacted by the end of the reporting period.

EDEL FINANCE COMPANY LIMITED

TAMBI & JAIPURKAR MUMBAI CHARTERED ACCOUNTANTS

4.18.2 Deferred tax:

Deferred tax is recognised on temporary differences between the carrying amounts of assets and liabilities in the financial statements and the corresponding tax bases used in the computation of taxable profit. Deferred tax liabilities are generally recognised for all taxable temporary differences. Deferred tax assets are generally recognised for all deductible temporary differences to the extent that it is probable that taxable profits will be available against which those deductible temporary differences can be utilised.

The carrying amount of deferred tax assets is reviewed at the end of each reporting period and reduced to the extent that it is no longer probable that sufficient taxable profits will be available to allow all or part of the asset to be recovered.

Deferred tax liabilities and assets are measured at the tax rates that are expected to apply in the period in which the liability is settled or the asset realised, based on tax rates (and tax laws) that have been enacted or substantively enacted by the end of the reporting period.

The measurement of deferred tax liabilities and assets reflects the tax consequences that would follow from the manner in which the Company expects, at the end of the reporting period, to recover or settle the carrying amount of its assets and liabilities.

4.18.3 Current and deferred tax for the year:

Current and deferred tax are recognised in profit or loss, except when they relate to items that are recognised in other comprehensive income or directly in equity, in which case, the current and deferred tax are also recognised in other comprehensive income or directly in equity respectively.

4.19 Cash and cash equivalents:

Cash and cash equivalent in the balance sheet comprise cash at banks and on hand and short-term deposits with an original maturity of three months or less.

5 Material accounting judgements, estimates and assumptions :

In the application of the Company's accounting policies, which are described in note 4, the management is required to make judgements, estimates and assumptions about the carrying amounts of assets and liabilities that are not readily apparent from other sources. The estimates and associated assumptions are based on historical experience and other factors that are considered to be relevant. Actual results may differ from these estimates.
The estimates and underlying assumptions are reviewed on an ongoing basis. Revisions to accounting estimates are recognised in the period in which the estimate is revised if the revision affects only that period, or in the period of the revision and future periods if the revision affects both current and future periods.

Critical judgements in applying accounting policies:

The following are the critical judgements, apart from those involving estimations, that the management has made in the process of applying the Company's accounting policies and that have the most significant effect on the amounts recognised in the financial statements.

EDEL FINANCE COMPANY LIMITED

TAMBI & JAIPURKAR MUMBAI CHARTERED ACCOUNTANTS

5.1 Business model assessment :

Classification and measurement of financial assets depends on the results of the solely payments of principal and interest (SPPI) and the business model test. The Company determines the business model at a level that reflects how Company's of financial assets are managed together to achieve a particular business objective. This assessment includes judgement reflecting all relevant evidence including how the performance of the assets is evaluated and their performance is measured, the risks that affect the performance of the assets and how these are managed and how the managers of the assets are compensated. The Company monitors financial assets measured at amortised cost that are derecognised prior to their maturity to understand the quantum, the reason for their disposal and whether the reasons are consistent with the objective of the business for which the asset was held. Monitoring is part of the Company's continuous assessment of whether the business model for which the remaining financial assets are held continues to be appropriate and if it is not appropriate whether there has been a change in business model and so a prospective change to the classification of those assets

5.2 Significant increase in credit risk:

ECL is measured as an allowance equal to 12-month ECL for stage 1 assets, or lifetime ECL for stage 2 or stage 3 assets. An asset moves to stage 2 when its credit risk has increased significantly since initial recognition. In assessing whether the credit risk of an asset has significantly increased the Company takes into account qualitative and quantitative reasonable and supportable forward-looking information.

6 Key sources of estimation uncertainty:

The following are the key assumptions concerning the future, and other key sources of estimation uncertainty at the end of the reporting period that may have a significant risk of causing a material adjustment to the carrying amounts of assets and liabilities within the next financial year, as described below. The Company based its assumptions and estimates on parameters available when the financial statements were prepared. Existing circumstances and assumptions about future developments, however, may change due to market changes or circumstances arising that are beyond the control of the Company. Such changes are reflected in the assumptions when they occur.

6.1 Fair value of financial instruments:

The fair value of financial instruments is the price that would be received to sell an asset or paid to transfer a liability in an orderly transaction in the principal (or most advantageous) market at the measurement date under current market conditions (i.e., an exit price) regardless of whether that price is directly observable or estimated using another valuation technique. When the fair values of financial assets and financial liabilities recorded in the balance sheet cannot be derived from active markets, they are determined using a variety of valuation techniques that include the use of valuation models. The inputs to these models are taken from observable markets where possible, but where this is not feasible, estimation is required in establishing fair values. Judgements and estimates include considerations of liquidity and model inputs related to items such as credit risk (both own and counterparty), funding value adjustments, correlation and volatility.

6.2 Effective Interest Rate (EIR) Method:

The Company's EIR methodology, as explained in Note 4.1.1, recognises interest income / expense using a rate of return that represents the best estimate of a constant rate of return over the expected behavioural life of loans given / taken and recognises the effect of potentially different interest rates at various stages and other characteristics of the product life cycle including prepayments and penalty interest and charges.

This estimation, by nature requires an element of judgement regarding the expected behaviour and life cycle of the instrument, as well expected changes India's base rate and other fee income, expenses that are integral part of the instrument

6.3 Impairment of Financial assets:

The measurement of impairment losses across all categories of financial assets except assets valued at fair value through Profit & Loss account (FVTPL) requires judgement, in particular, the estimation of the amount and timing of future cash flows and collateral values when determining impairment losses and the assessment of a significant increase in credit risk. These estimates are driven by a number of factors, changes in which can result in different levels of allowances.
The Company's ECL calculations are outputs of models with a number of underlying assumptions regarding the choice of variable inputs and their interdependencies. Elements of the ECL models that are considered accounting judgements and estimates include:

- PD calculation includes historical data, assumptions and expectations of future conditions.
- The Company's criteria for assessing if there has been a significant increase in credit risk and so allowances for financial assets should be measured on a life-time expected credit loss and the qualitative assessment
- The segmentation of financial assets when their ECL is assessed on a collective basis
- Development of ECL models, including the various formulas and the choice of inputs
- Determination of associations between macroeconomic scenarios and, economic inputs, such as unemployment levels and collateral values, and the effect on PDs, EAD and LGD
- Selection of forward-looking macroeconomic scenarios and their probability weightings, to derive the economic inputs into the ECL models

It has been Company's policy to regularly review its models in the context of actual loss experience and adjust when necessary.

6.4 Impairment of Non-Financial assets:

The Company assesses at each reporting date whether there is an indication that an asset may be impaired. If any indication exist, the Company estimates the asset's recoverable amount. An asset's recoverable amount is higher of an asset's fair value less cost of disposal and its value in use. Where the carrying amount exceeds its recoverable amount, the asset is considered impaired and is written down to its recoverable amount.

6.5 Provisions and contingent liabilities:

The Company operates in a regulatory and legal environment that, by nature, has a heightened element of litigation risk inherent to its operations. As a result, it is involved in various litigation, arbitration and regulatory investigations and proceedings in the ordinary course of its business.

When the Company can reliably measure the outflow of economic benefits in relation to a specific case and considers such outflows to be probable, the Company records a provision against the case. Where the probability of outflow is considered to be remote, or probable, but a reliable estimate cannot be made, a contingent liability is disclosed.

Given the subjectivity and uncertainty of determining the probability and amount of losses, the Company takes into account a number of factors including legal advice, the stage of the matter and historical evidence from similar incidents. Significant judgement is required to conclude on these estimates.

EDEL FINANCE COMPANY LIMITED

TAMBI & JAIPURKAR
MUMBAI
CHARTERED ACCOUNTANTS

6.6 Provisions for Income Taxes:

Significant judgments are involved in determining the provision for income taxes including judgment on whether tax positions are probable of being sustained in tax assessments. A tax assessment can involve complex issues, which can only be resolved over extended time periods.

Estimates and judgments are continually evaluated. They are based on historical experience and other factors, including expectation of future events that may have a financial impact on the Company and that are believed to be reasonable under the circumstances.

EDEL FINANCE COMPANY LIMITED

TAMBI & JAIPURKAR
MUMBAI
CHARTERED ACCOUNTANTS

Edel Finance Company Limited
Notes to the financial statements for the year ended March 31, 2026
(Currency: Indian rupees in millions)

	Particulars	As at March 31, 2026	As at March 31, 2025
7.	**Cash and cash equivalents**		
	Balances with banks		
	- in current accounts	998.74	231.21
	Total	**998.74**	**231.21**

EDEL FINANCE COMPANY LIMITED

TAMBI & JAIPURKAR MUMBAI CHARTERED ACCOUNTANTS

Edel Finance Company Limited
Notes to the financial statements for the year ended March 31, 2026
(Currency: Indian rupees in millions)

	Particulars	As at March 31, 2026	As at March 31, 2025
8.	Trade receivables		
	Receivables considered good - unsecured		
	Receivables from related parties	110.70	-
	Gross receivables	110.70	-
	Less: Allowance for expected credit losses (ECL) - Unsecured	-	-
	Total allowance for expected credit losses (ECL)	-	-
	Total receivables net of provision	110.70	-

8.A Trade Receivables ageing schedule

As at March 31, 2026	Outstanding for following periods from due date of receipt					Total
	Less than 6 months	6 months -1 year	1-2 years	2-3 years	More than 3 years	
(i) Undisputed Trade receivables – considered good	110.70	-	-	-	-	110.70
Gross receivables (A)	110.70	-	-	-	-	110.70
(i) Undisputed Trade receivables – considered good	-	-	-	-	-	-
Total ECL Provision on receivables (B)	-	-	-	-	-	-
Total receivables net of provision = (A)-(B)	110.70	-	-	-	-	110.70

As at March 31, 2025	Outstanding for following periods from due date of receipt					Total
	Less than 6 months	6 months -1 year	1-2 years	2-3 years	More than 3 years	
(i) Undisputed Trade receivables – considered good	-	-	-	-	-	-
Gross receivables (A)	-	-	-	-	-	-
(i) Undisputed Trade receivables – considered good	-	-	-	-	-	-
Total ECL Provision on receivables (B)	-	-	-	-	-	-
Total receivables net of provision = (A)-(B)	-	-	-	-	-	-

EDEL FINANCE COMPANY LIMITED

TAMBI & JAIPURKAR MUMBAI

Edel Finance Company Limited
Notes to the financial statements for the year ended March 31, 2026
(Currency: Indian rupees in millions)

	Particulars	As at March 31, 2026	As at March 31, 2025
9.	**Loans (at amortised cost)**		
	Term Loans;		
	Corporate credit	14,681.68	6,622.60
	Total gross	**14,681.68**	**6,622.60**
	Less: Impairment loss allowance	(58.73)	(26.49)
	Total net	**14,622.95**	**6,596.11**
	Collateral :		
	Unsecured	14,681.68	6,622.60
	Total gross	**14,681.68**	**6,622.60**
	Less: Impairment loss allowance	(58.73)	(26.49)
	Total net	**14,622.95**	**6,596.11**
	Loans in India		
	Public sector	-	-
	Others	14,681.68	6,622.60
	Total gross	**14,681.68**	**6,622.60**
	Less: Impairment loss allowance	(58.73)	(26.49)
	Total net	**14,622.95**	**6,596.11**



9.A Credit quality of assets

The table below shows the credit quality and the maximum exposure to credit risk based on the Company's year-end stage classification. The amounts presented are gross without reducing impairment allowances. Details of the Company's internal grading for stage classification are explained in risk management disclosure and policies on ECL allowances are set out in material accounting policy information.

a) Credit quality of assets

Particulars	As at March 31, 2026				As at March 31, 2025			
	Stage 1	Stage 2	Stage 3	Total	Stage 1	Stage 2	Stage 3	Total
Performing								
High grade	14,681.68	-	-	14,681.68	6,622.60	-	-	6,622.60
Total	**14,681.68**	**-**	**-**	**14,681.68**	**6,622.60**	**-**	**-**	**6,622.60**

b) Reconciliation of changes in gross carrying amount and corresponding ECL allowances for loans and advances to corporate and retail customers:

The following disclosure provides stage wise reconciliation of the Company's gross carrying amount and ECL allowances for loans and advances to corporates customers. The transfers of financial assets represents the impact of stage transfers upon the gross carrying amount and associated allowance for ECL. The net remeasurement of ECL arising from stage transfers represents the increase or decrease due to these transfers.

The 'New assets originated /repayments received (net)' represent the gross carrying amount and associated allowance ECL impact from transactions within the Company's lending portfolio.

Reconciliation / movement for the year ended March 31, 2026

Particulars	Non Credit Impaired				Credit Impaired		Total	
	Stage 1		Stage 2		Stage 3			
	Gross Carrying Amount	Allowance for ECL	Gross carrying Amount	Allowance for ECL	Gross carrying Amount	Allowance for ECL	Gross carrying Amount	Allowance for ECL
Opening Balance	**6,622.60**	**(26.49)**	**-**	**-**	**-**	**-**	**6,622.60**	**(26.49)**
New assets originated / (repayments) received (net)	8,059.08	(32.24)	-	-	-	-	8,059.08	(32.24)
Closing Balance	**14,681.68**	**(58.73)**	**-**	**-**	**-**	**-**	**14,681.68**	**(58.73)**

Reconciliation / movement for the year ended March 31, 2025

Particulars	Non Credit Impaired				Credit Impaired		Total	
	Stage 1		Stage 2		Stage 3			
	Gross Carrying Amount	Allowance for ECL	Gross carrying Amount	Allowance for ECL	Gross carrying Amount	Allowance for ECL	Gross carrying Amount	Allowance for ECL
Opening Balance	**24.70**	**(0.10)**	**-**	**-**	**-**	**-**	**24.70**	**(0.10)**
New assets originated / (repayments) received (net)	6,597.90	(26.39)	-	-	-	-	6,597.90	(26.39)
Closing Balance	**6,622.60**	**(26.49)**	**-**	**-**	**-**	**-**	**6,622.60**	**(26.49)**





Edel Finance Company Limited

Notes to the financial statements for the year ended March 31, 2026

(Currency: Indian rupees in millions)

10. Investments

10.A Summary of Investments

As at March 31, 2026

Particulars	At Amortised cost (1)	At fair value			Subtotal 5 = (2+3+4)	At cost (subsidiaries/ fellow subsidiaries/ associates) (6)	Total (7)= (1+5+6)
		Through OCI (2)	Through P&L (3)	Designated at fair value through Profit or loss (4)			
Equity instruments	-	-	-	-	-	75,176.74	75,176.74
Debt Securities	-	-	62.06	-	62.06	-	62.06
Preference Shares	20.00	-	-	-	-	-	20.00
Total - Gross (A)	**20.00**	-	**62.06**	-	**62.06**	**75,176.74**	**75,258.80**
(i) Investments outside India	-	-	-	-	-	-	-
(ii) Investments in India	20.00	-	62.06	-	62.06	75,176.74	75,258.80
Total (B)	**20.00**	-	**62.06**	-	**62.06**	**75,176.74**	**75,258.80**
Less: Allowance for impairment (C)	-	-	-	-	-	-	-
Total Net (A-C)	**20.00**	-	**62.06**	-	**62.06**	**75,176.74**	**75,258.80**

As at March 31, 2025

Particulars	At Amortised cost (1)	At fair value			Subtotal 5 = (2+3+4)	At cost (subsidiaries/ fellow subsidiaries/ associates) (6)	Total (7)= (1+5+6)
		Through OCI (2)	Through P&L (3)	Designated at fair value through Profit or loss (4)			
Equity instruments	-	-	-	-	-	69,924.91	69,924.91
Debt Securities	-	-	85.90	-	85.90	-	85.90
Preference Shares	20.00	-	-	-	-	-	20.00
Total - Gross (A)	**20.00**	-	**85.90**	-	**85.90**	**69,924.91**	**70,030.81**
(i) Investments outside India	-	-	-	-	-	-	-
(ii) Investments in India	20.00	-	85.90	-	85.90	69,924.91	70,030.81
Total (B)	**20.00**	-	**85.90**	-	**85.90**	**69,924.91**	**70,030.81**
Less: Allowance for impairment (C)	-	-	-	-	-	600.42	600.42
Total Net (A-C)	**20.00**	-	**85.90**	-	**85.90**	**69,324.49**	**69,430.39**

EDEL FINANCE COMPANY LIMITED

TAMBI & JAIPURKAR MUMBAI

10.B Investments in redeemable preference shares measured at amortised cost:

i) Credit quality of assets:

The table below shows the credit quality and the maximum exposure to credit risk based on the Company's year-end stage classification. The amounts presented are gross of impairment allowances.

Particulars	March 31, 2026				March 31, 2025			
	Stage I	Stage II	Stage III	Total	Stage I	Stage II	Stage III	Total
Performing	20.00	-	-	20.00	20.00	-	-	20.00
High grade	-	-	-	-	-	-	-	-
	20.00	-	-	**20.00**	**20.00**	-	-	-

ii) Reconciliation of changes in gross carrying amount for investments in redeemable preference shares:

Particulars	March 31, 2026				March 31, 2025			
	Stage I	Stage II	Stage III	Total	Stage I	Stage II	Stage III	Total
Gross carrying amount - opening balance	20.00	-	-	20.00	20.00	-	-	20.00
Assets acquired or recognised	-	-	-	-	-	-	-	-
Unwinding of discount (recognised in interest income)	-	-	-	-	-	-	-	-
Changes to contractual cash flows due to modifications not resulting in derecognition	-	-	-	-	-	-	-	-
Assets derecognised or matured	-	-	-	-	-	-	-	-
Closing balance	**20.00**	-	-	**20.00**	**20.00**	-	-	**20.00**

EDEL FINANCE COMPANY LIMITED

TAMBI & JAIPURKAR MUMBAI

10. Investments (continued)

10.C Scrip wise details of Investments

Particulars	As at March 31, 2026			As at March 31, 2025		
	Face Value (`)	Quantity	Amount	Face Value (`)	Quantity	Amount
Equity Instruments *(Fully paid up)*						
At Cost						
Subsidiary company						
Edelweiss Rural & Corporate Services Limited						
- Equity instruments @	10	6,65,80,367	5,556.62	10	6,65,80,367	5,556.62
- Compulsory Convertible Preference Shares	10	13,59,955	500.00	10	13,59,955	500.00
- 0.01% Unsecured Compulsory Convertible Debenture	1,000	1,25,00,000	12,500.00	1,000	1,25,00,000	12,500.00
Nido Home Finance Limited	100	2,75,80,225	2,934.53	100	2,75,80,225	2,934.53
Edelweiss Retail Finance Limited #	-	-	-	10	30,00,000	264.00
ECap Equities Limited						
- 0.01% Unsecured Compulsory Convertible Debenture	1,000	20,00,000	2,000.00	1,000	20,00,000	2,000.00
- 0.01% Unsecured Compulsory Convertible Debenture	10	1,46,00,00,000	14,928.30	10	1,06,00,00,000	10,928.30
ECL Finance Limited #	1	2,17,19,36,650	24,735.85	1	2,13,82,16,650	24,471.85
Edelweiss Investment Adviser Limited						
- Equity instruments	10	10,05,50,000	250.26	-	-	-
- 0.01% Unsecured Compulsory Convertible Debenture	1,000	1,17,50,00,000	2,924.44	-	-	-
Edge Advisory & Management Services Private Limited (formerly Allium Corporate Services Private Limited)	-	-	-	10	53,13,415	1,119.01
Less: Allowance for impairment			-			(600.42)
At Cost						
Fellow Subsidiaries						
Edelweiss Asset Reconstruction Company Limited*	10	2,08,17,286	2,630.06	10	2,08,17,286	2,630.06
EAAA India Alternatives Limited (Formerly Edelweiss Alternative Asset Advisors Limited)	-	-	-	5	63,63,744	329.87
At Cost						
Jointly controlled entities						
Edelweiss Asset Management Limited	10	23,60,548	248.63	10	68,60,548	722.62
At Cost						
Associate companies						
Edelweiss Securities And Investments Private Limited	10	2,94,473	5,968.05	10	2,94,473	5,968.05
Total (A)			**75,176.74**			**69,324.49**
Debt Securities						
At fair value through profit and loss account						
9.75% ECL Finance Limited Perpetual Bonds#	10,00,000	71	60.22	10,00,000	71	60.24
ECap Equities Limited - Benchmark Linked Debenture	-	-	-	1,00,000	2	0.20
Edelweiss Asset Reconstruction Company Limited - Benchmark Linked Debenture	1,00,000	7	1.84	1,00,000	107	25.46
Total (B)			**62.06**			**85.90**
Others - Non-Convertible Redeemable Preference Shares						
At Amortised Cost						
Subsidiary company						
Edelweiss Rural & Corporate Services Limited	10	20,00,000	20.00	10	20,00,000	20.00
Total (C)			**20.00**			**20.00**
Total (A+B+C)			**75,258.80**			69,430.39

@ 1,05,00,000 (Previous year 1,05,00,000)equity shares are pledged with Beacon Trusteeship Limited as security against Non-Convertible debentures issued by the Company

* Equity share investments are pledged with Catalyst Trusteeship Limited as security against issue of Non-convertible debentures issued by the Company.

Pursuant to the Scheme of Amalgamation between Edelweiss Retail Finance Limited ("ERFL") and ECL Finance Limited ("ECLF"), as approved by the Hon'ble National Company Law Tribunal ("NCLT") on September 12, 2025, and which became effective on September 30, 2025, ERFL has been amalgamated into ECLF.

In accordance with the terms of the Scheme, the shareholders of ERFL were allotted equity shares of ECLF in the swap ratio of 11.24 equity shares of ECLF for every 1 equity share held in ERFL. Consequently, upon implementation of the Scheme, the Company has received 33,720,000 equity shares of ECLF in lieu of its shareholding in ERFL.

EDEL FINANCE COMPANY LIMITED

TAMBI & JAIPURKAR MUMBAI CHARTERED ACCOUNTANTS

Edel Finance Company Limited

Notes to the financial statements for the year ended March 31, 2026

(Currency: Indian rupees in millions)

Particulars	As at March 31, 2026	As at March 31, 2025
11. Other financial assets		
Deposits	3.42	3.53
Advances recoverable in cash or in kind or for value to be received	-	79.32
Total	**3.42**	**82.85**

Particulars	As at March 31, 2026	As at March 31, 2025
12. Current tax assets (net)		
Advance income taxes (net of provision for tax)	573.83	317.73
Total	**573.83**	**317.73**

Particulars	As at March 31, 2026	As at March 31, 2025
13. Deferred tax assets (net)		
Deferred tax assets / (Liabilities)		
Loans		
Provision for expected credit loss	28.66	6.66
Unused tax losses		
Accumulated losses	279.83	1,420.51
Employee benefit obligations		
Disallowances under section 43B of the Income Tax Act, 1961	0.10	(0.32)
Property, plant and equipment and intangibles		
Difference between book and tax depreciation	(0.15)	(0.10)
Investments and other financial instruments		
Unrealised (gain) / loss on investments (net)	(0.21)	(2.62)
Allowance for impairment on investments	-	151.11
Others	47.24	63.07
Total	**355.47**	**1,638.31**

EDEL FINANCE COMPANY LIMITED

TAMBI & JAIPURKAR CHARTERED ACCOUNTANTS MUMBAI

Edel Finance Company Limited
Notes to the financial statements for the year ended March 31, 2026
(Currency: Indian rupees in millions)

14. Property, plant and equipment and intangible assets

Particulars	Property, plant and equipment			Intangible Assets		Grand total
	Building (Flat)	Computers	Total	Computer Software	Total	
Gross Block						
as at April 01, 2024	**2.90**	**0.26**	**3.16**	**6.94**	**6.94**	**10.10**
Additions	-	-	-	-	-	-
Disposals	-	(0.05)	(0.05)	-	-	(0.05)
as at March 31, 2025	**2.90**	**0.21**	**3.11**	**6.94**	**6.94**	**10.05**
Additions	**1.82**	-	1.82	-	-	1.82
Disposals	-	-	-	-	-	-
as at March 31, 2026	**4.72**	**0.21**	**4.93**	**6.94**	**6.94**	**11.87**
Depreciation / Amortisation:						
as at April 01, 2024	**0.77**	**0.17**	**0.94**	**6.94**	**6.94**	**7.88**
Depreciation/amortisation for the year	0.11	0.06	0.17	-	-	0.17
Disposals	-	(0.05)	(0.05)	-	-	(0.05)
as at March 31, 2025	**0.88**	**0.18**	**1.06**	**6.94**	**6.94**	**8.00**
Depreciation/amortisation for the year	0.13	0.02	0.15	-	-	0.15
Disposals	-	-	-	-	-	-
as at March 31, 2026	**1.01**	**0.20**	**1.21**	**6.94**	**6.94**	**8.15**
Net Block						
As at March 31, 2025	2.02	0.03	2.05	-	-	2.05
As at March 31, 2026	**3.71**	**0.01**	**3.72**	**-**	**-**	**3.72**

EDEL FINANCE COMPANY LIMITED

TAMBI & JAIPURKAR CHARTERED ACCOUNTANTS MUMBAI

Edel Finance Company Limited

Notes to the financial statements for the year ended March 31, 2026

(Currency: Indian rupees in millions)

	Particulars	As at March 31, 2026	As at March 31, 2025
15.	**Other non-financial assets**		
	Input tax credit	160.69	0.02
	Prepaid expenses	150.66	193.30
	Vendor Advances	0.97	1.79
	Advances to employees	0.45	0.46
	Others	3.60	3.56
	Total	**316.37**	**199.13**

	Particulars	As at March 31, 2026	As at March 31, 2025
16.	**Trade Payables**		
	(i) total outstanding dues of micro enterprises and small enterprises	-	-
	(ii) total outstanding dues of creditors other than micro enterprises and small enterprises	260.76	338.07
	Total	**260.76**	**338.07**
	Payable to :		
	Trade payables to non-related parties	119.35	61.91
	Trade payables to related parties	141.41	276.16
	Total	**260.76**	**338.07**

16.A Details of dues to micro and small enterprises

Trade Payables includes ` Nil (March 31, 2025 : Nil) payable to "Suppliers" registered under the Micro, Small and Medium Enterprises (MSME) Development Act, 2006. No interest has been paid payable by the Company during the year to "Suppliers" registered under this act. The aforementioned is based on the responses received by the Company to its inquiries with suppliers with regar applicability under the said Act.

16.B Trade Payables ageing schedule

As at March 31, 2026	Outstanding for following periods from due date of payment						Total
	Unbilled	Not due	Less than 1 year	1-2 years	2-3 years	More than 3 years	
(i) MSME	-	-	-	-	-	-	
(ii) Others	118.42	-	142.34	-	-	-	260
Total	**118.42**	**-**	**142.34**	**-**	**-**	**-**	**260**

As at March 31, 2025	Outstanding for following periods from due date of payment						Total
	Unbilled	Not due	Less than 1 year	1-2 years	2-3 years	More than 3 years	
(i) MSME	-	-	-	-	-	-	
(ii) Others	61.71	-	276.36	-	-	-	338
Total	**61.71**	**-**	**276.36**	**-**	**-**	**-**	**338**

	Particulars	As at March 31, 2026	As at March 31, 2025
17.	**Debt securities**		
	At amortised cost		
	Secured		
	Non-convertible redeemable debentures		
	Benchmark linked debentures	-	-
	Non-Convertible Debentures	29,456.82	13,365.96
	Unsecured		
	Non-convertible redeemable debentures		
	Benchmark linked debentures	-	3,828.30
	Non-Convertible Debentures	13,850.09	7,951.88
	Total	**43,306.91**	**25,146.14**
	Debt Securities in India	43,306.91	25,146.14
	Debt Securities outside India	-	-
	Total	**43,306.91**	**25,146.14**

EDEL FINANCE COMPANY LIMITED

TAMBI & JAIPURKAR MUMBAI CHARTERED ACCOUNTANTS

17 Debt securities (continued)

17.A Details of debt securities :

Benchmark linked debentures

Benchmark linked debentures are secured by way of a pari passu charge over the immovable property, charge against receivab and investment and corporate guarantee from the holding company.

In case of benchmark linked debentures, the interest rate is linked to the performance of the underlying indices and is fluctuatin in nature.

Certain benchmark linked debentures have a clause which may trigger redemption event on hitting a pre determined lev benchmark index.

Redeemable Non-Convertible Debentures

Redeemable Non-Convertible Debentures are secured by way of exclusive and/or pari passu charge on the assets of the compa including loans and advances, receivables, investments, current & others assets and immovable property/fixed assets held by t Company.

17.B Maturity profile of debt securities are set out below:

Maturity	Secured Benchmark Linked Debentures Amount outstanding as at		Unsecured Benchmark Linked Debentures Amount outstanding as at	
	March 31, 2026	March 31, 2025	March 31, 2026	March 31, 2025
within 1 year	-	-	-	3,747.1
1 - 3 years	-	-	-	40.0
> 3 years	-	-	-	-
	-	-	-	3,787.1
Interest accruals	-	-	-	41.2
Total	**-**	**-**	**-**	**3,828.3**

Maturity	Secured Redeemable Non-Convertible Debentures		Unsecured Redeemable Non-Convertible Debentures	
	March 31, 2026	March 31, 2025	March 31, 2026	March 31, 2025
Rate of interest	9.75 - 12.40% p.a.	10.00 - 10.18% p.a.	9.00 - 10.35% p.a.	10.35% p
within 1 year	-	21.40	40.00	
1 - 3 years	23,737.90	11,856.30	9,874.00	7,874.(
> 3 years	4,650.00	858.50	3,750.00	
	28,387.90	**12,736.20**	**13,664.00**	**7,874.(**
Interest accruals	1,068.92	629.76	186.09	77.8
Total	**29,456.82**	**13,365.96**	**13,850.09**	**7,951.8**

EDEL FINANCE COMPANY LIMITED

TRIVEDI & JAIPURKAR MUMBAI CHARTERED ACCOUNTANTS

Edel Finance Company Limited

Notes to the financial statements for the year ended March 31, 2026

(Currency: Indian rupees in millions)

	Particulars	As at March 31, 2026	As at March 31, 2025
18.	**Borrowings (other than debt securities)**		
	At amortised cost		
	Unsecured		
	Loan and advances from related parties *	18,159.32	26,122.02
	Total	**18,159.32**	**26,122.02**
	Borrowings in India	18,159.32	26,122.02
	Borrowings from outside India	-	-
	Total	**18,159.32**	**26,122.02**

* In accordance with the contractual arrangements entered into with Group companies, primarily the Holding Company the Company has the ability to roll over borrowings availed from such Group companies. Accordingly, for the purpose of Asset Liability Maturity ("ALM") reporting, these borrowings have been considered in the longest maturity bucket, i.e over five years, based on the expected behavioural maturity.

18.A Details of Borrowings other than Debt Securities

Maturity	Loan and advances - Amount outstanding as at March 31, 2026	Loan and advances - Amount outstanding as at March 31, 2025
Rate of interest	11.88%-12.66% p.a.	10.05%-15.20% p.a.
within 1 year	-	-
1 - 3 years	18,031.12	25,804.98
	18,031.12	**25,804.98**
Interest accruals	128.20	317.04
Total	**18,159.32**	**26,122.02**

	Particulars	As at March 31, 2026	As at March 31, 2025
19.	**Subordinated Liabilities**		
	At amortised cost		
	Unsecured		
	Subordinated debentures		
	Privately placed redeemable non-convertible debentures	-	161.12
	Total	**-**	**161.12**
	Subordiated liabilities in India	-	161.12
	Subordiated liabilities outside India	-	-
	Total	**-**	**161.12**

EDEL FINANCE COMPANY LIMITED

TAMBI & JAIPURKAR CHARTERED ACCOUNTANTS MUMBAI

Edel Finance Company Limited

Notes to the financial statements for the year ended March 31, 2026

(Currency: Indian rupees in millions)

19.A Maturity profile and rate of interest of subordinated liabilities are set out below:

Maturity Month	Unsecured subordinated liabilities - Interest Rate 11.00% p.a. Amount outstanding as at	
	March 31, 2026	**March 31, 2025**
July-2025	-	150.00
	-	150.00
Add: Interest accrued	-	11.12
Total	**-**	**161.12**

	Particulars	**As at March 31, 2026**	**As a March 31, 202**
20.	**Other financial liabilities**		
	Accrued salaries and benefits	10.00	20.40
	Interest payable on compulsorily convertible debentures	0.01	0.01
	Other payables	1.88	-
	Total	**11.89**	**20.41**

	Particulars	**As at March 31, 2026**	**As a March 31, 202**
21.	**Current tax liabilities (net)**		
	Provision for taxation (net of advance tax)	-	693.47
	Total	**-**	**693.47**

	Particulars	**As at March 31, 2026**	**As a March 31, 202**
22.	**Provisions**		
	Provision for employee benefits and related cost		
	Gratuity	3.09	1.96
	Compensated leave absences	0.94	0.35
	Total	**4.03**	**2.31**

	Particulars	**As at March 31, 2026**	**As a March 31, 202**
23.	**Other non-financial liabilities**		
	Statutory liabilities*	172.11	17.6
	Income received in advance	96.17	-
	Others	0.04	0.0
	Total	**268.32**	**17.6**

** Includes withholding taxes, profession tax and other statutory dues payables*

EDEL FINANCE COMPANY LIMITED

TAPARIA & JAIPURIAR MUMBAI CHARTERED ACCOUNTANTS

Edel Finance Company Limited

Notes to the financial statements for the year ended March 31, 2026

(Currency: Indian rupees in millions)

Particulars	As at March 31, 2026		As at March 31, 2025	
	No. of shares	Amount	No. of shares	Amount
24. Equity share capital				
Authorised :				
Equity Shares of ` 100 each	22,85,00,000	22,850.00	22,85,00,000	22,850.(
Preference shares of ` 100 each	5,00,00,000	5,000.00	5,00,00,000	5,000.(
Total	**27,85,00,000**	**27,850.00**	**27,85,00,000**	**27,850.(
Issued, Subscribed and Paid up:				
Equity Shares of ` 100 each	14,59,27,388	14,592.75	9,56,67,388	9,566.
Total	**14,59,27,388**	**14,592.75**	**9,56,67,388**	**9,566.**

24.A Reconciliation of number of shares

Particulars	As at March 31, 2026		As at March 31, 2025	
	No. of shares	Amount	No. of shares	Amount
Outstanding at the beginning of the year	9,56,67,388	9,566.75	9,56,67,388	9,566.
Additional equity shares issued during the year	2,00,00,000	2,000.00	-	-
CCPS Converted into equity shares*	1,65,00,000	1,650.00	-	-
CCD Converted into equity shares**	1,37,60,000	1,376.00	-	-
Outstanding at the end of the year	**14,59,27,388**	**14,592.75**	**9,56,67,388**	**9,566.**

* During the year ended March 31, 2026, the Company has converted its Compulsorily Convertible Preference Shares ("CCPS") into equity shares in the ratio of 1:1 in accordance with terms o the issue. Accordingly, the Company has issued 1,65,00,000 equity shares in place of 1,65,00,000 CCPS.

** During the year ended March 31, 2026, the Company has converted its Compulsorily Convertible Debentures ("CCDs") into equity shares in the ratio of 1.72:1 in accordance with terms of the issue. Accordingly, the Company has issued 1,37,60,000 equity shares in place of 80,00,000 CCDs.

24.B *Terms/rights attached to equity shares :*

The Company has only one class of equity shares having a par value of ` 100/-. Each holder of equity shares is entitled to one vote per share held.

In the event of liquidation of the Company, the equity shareholders will be entitled to receive the remaining assets of the Company, after distribution of all preferential amounts, if any proportion to the number of equity shares held by the shareholders.

24.C Shares held by holding/ultimate holding company and/or their subsidiaries/associates

Particulars	As at March 31, 2026		As at March 31, 2025	
	No. of shares	% holding	No. of shares	% holding
Holding company				
Edelweiss Financial Services Limited (EFSL)*	14,59,27,388	100.00%	9,56,67,388	100.00%
	14,59,27,388	**100.00%**	**9,56,67,388**	**100.00%**

* including 6 shares held by Nominees of EFSL

24.D Details of shares held by promoters in the Company

As at March 31, 2026

Promoter name	No. of shares at the beginning of the year	Change during the year	No. of shares at the end of the year	%of total shares	% Change during t year
Edelweiss Financial Services Limited*	9,56,67,388	5,02,60,000	14,59,27,388	100.00%	
Total	**9,56,67,388**	**5,02,60,000**	**14,59,27,388**	**100.00%**	

As at March 31, 2025

Promoter name	No. of shares at the beginning of the year	Change during the year	No. of shares at the end of the year	%of total shares	% Change during t year
Edelweiss Financial Services Limited*	9,56,67,388	-	9,56,67,388	100.00%	
Total	**9,56,67,388**	**-**	**9,56,67,388**	**100.00%**	

* including 6 shares held by Nominees of EFSL

EDEL FINANCE COMPANY LIMITED

TAMBI & JAIPURKAR MUMBAI CHARTERED ACCOUNTANTS

24.E Details of shares held by shareholders holding more than 5% of the aggregate shares in the Company

Particulars	As at March 31, 2026		As at March 31, 2025	
	No. of shares	% holding	No. of shares	% holding
Edelweiss Financial Services Limited*	14,59,27,388	100.00%	9,56,67,388	100.00%
Total	**14,59,27,388**	**100.00%**	**9,56,67,388**	**100.00%**

* including 6 shares held by Nominees of EFSL

24.F There are no shares reserved for issue under options and contracts / commitments for the sale of shares / disinvestment.

25. Instruments entirely equity in nature

Particulars	As at March 31, 2026		As at March 31, 2025	
	No. of shares	Amount	No. of shares	Amount
25.A Compulsory Convertible Preference Shares (CCPS)				
(16,500,000 CCPS - 0.01% Compulsory Convertible Preference Shares ("CCPS") of face value of ` 100/-)	1,65,00,000	1,650.00	1,65,00,000	1,650.0
Less: CCPS converted into equity shares during the year	(1,65,00,000)	(1,650.00)	-	-
Total	-	-	1,65,00,000	1,650.0

Reconciliation of number of shares

Particulars	As at March 31, 2026		As at March 31, 2025	
	No. of shares	Amount	No. of shares	Amount
Outstanding at the beginning of the year	1,65,00,000	1,650.00	1,65,00,000	1,65
Additional shares issued during the year	-	-	-	-
Less: CCPS converted into equity shares during the year	(1,65,00,000)	(1,650.00)	-	-
Outstanding at the end of the year	-	-	1,65,00,000	1,650.0

Particulars	As at March 31, 2026		As at March 31, 2025	
	No. of shares	Amount	No. of shares	Amount
25.B Compulsorily Convertible Debentures (CCD)				
(80,00,000 CCD - 0.01% Compulsory Convertible Debentures ("CCD") of face value of ` 1000/-)	80,00,000	8,000.00	80,00,000	8,000.0
Less: CCD converted into equity shares during the year	(80,00,000)	(8,000.00)	-	-
Total	-	-	80,00,000	8,000.0

Reconciliation of number of shares

Particulars	As at March 31, 2026		As at March 31, 2025	
	No. of shares	Amount	No. of shares	Amount
Outstanding at the beginning of the year	80,00,000	8,000.00	80,00,000	8,0
Additional CCD issued during the year	-	-	-	-
Less: CCD converted into equity shares during the year	(80,00,000)	(8,000.00)	-	-
Outstanding at the end of the year	-	-	80,00,000	8,000.0

Terms of Compulsory Convertible Debentures ("CCD")

The Company had issued and alloted 80,00,000 0.01% CCDs on March 28, 2024 and during the year , the Company has converted its CCDs into equity shares.

Particulars	As at March 31, 2026	As at March 31, 202
	Amount	Amount
Total of Instruments entirely equity in nature (A+B)	-	9,650.0

EDEL FINANCE COMPANY LIMITED

TRANGI & JAIPURIYAR CHARTERED ACCOUNTANTS MUMBAI

Edel Finance Company Limited

Notes to the financial statements for the year ended March 31, 2026

(Currency: Indian rupees in millions)

	Particulars	As at March 31, 2026	As a March 31, 202
26.	**Other Equity**		
a.	Capital Reserve	(3,999.11)	(3,999.11
b.	Capital redemption reserve	84.34	84.3
c.	Securities premium reserve	11,109.38	4,485.3
d.	Statutory reserve	2,019.27	1,572.0
e.	Retained earnings	6,391.62	4,602.6
f.	Deemed capital contribution - Equity	2.25	2.2
g.	Impairment reserve	32.27	32.2
	Total	**15,640.02**	**6,779.8**

26.A Nature and purpose of Reserves

a. Capital Reserve
Capital reserve is created on merger of Edelweiss Finvest Limited in Edel Finance Company Limited.

b. Capital redemption reserve
The reserve can be utilised only for limited purposes such as issuance of bonus shares in accordance with the provisions of th Companies Act, 2013.

c. Securities premium reserve
Securities premium reserve is used to record the premium on issue of shares. The reserve can be utilised only for limited purpos such as issuance of bonus shares in accordance with the provisions of the Companies Act, 2013.

d. Statutory reserve
Reserve created under 45-IC(1) The Reserve Bank of India Act, 1934 by transferring a sum not less than twenty per cent of net pro as disclosed in the profit and loss account and before declaring dividend.

e. Retained earnings
Retained earnings comprises of the Company's undistributed earnings after taxes.

f. Deemed capital contribution - Equity
Deemed capital contribtion relates to share options granted to eligible employees of the Company by the parent company under i employee share option plan.

g. Impairment reserve
As per the RBI circular RBI/2019-20/170 dated 13th March, 2020, where impairment allowance under Ind AS 109 is lower than t provisioning required under IRAC (including standard asset provisioning), NBFCs (CICs) shall appropriate the difference from the net profit or loss after tax to a separate 'Impairment Reserve'. Further, no withdrawals shall be permitted from this reserve witho prior permission from the RBI.

EDEL FINANCE COMPANY LIMITED

TAMBI & JAIPURKAR CHARTERED ACCOUNTANTS MUMBAI

Edel Finance Company Limited

Notes to the financial statements for the year ended March 31, 2026

(Currency: Indian rupees in millions)

Particulars	For the year ended March 31, 2026	For the year ended March 31, 2025
27. Interest Income		
on financial assets measured at amortised cost		
Interest on loans	1,621.65	50.90
Interest on fixed deposits with banks	-	1.64
Interest income on debt securities	2.59	2.26
on financial assets measured at fair value through profit or loss		
Interest income on debt securities	6.90	174.14
Total	**1,631.14**	**228.94**

Particulars	For the year ended March 31, 2026	For the year ended March 31, 2025
28. Dividend Income		
Dividend on investment	836.46	897.77
Total	**836.46**	**897.77**

Particulars	For the year ended March 31, 2026	For the year ended March 31, 2025
29. Fee income		
Processing fees on loan	6.33	-
Total	**6.33**	**-**

Below is the disaggregation of the revenue from contracts with customers

Particulars	For the year ended March 31, 2026	For the year ended March 31, 2025
Service transferred at a point in time	-	-
Service transferred over time	6.33	-
Total revenue from contract with customers	**6.33**	**-**

Particulars	For the year ended March 31, 2026	For the year ended March 31, 2025
30. Net gain / (loss) on fair value changes		
Net gain/ (loss) on financial instruments at fair value through profit or loss		
On investments	104.76	5,199.20
Total	**104.76**	**5,199.20**
Fair value changes		
Realised	104.76	5,196.76
Unrealised	-	2.44
Total	**104.76**	**5,199.20**

Particulars	For the year ended March 31, 2026	For the year ended March 31, 2025
31. Other income		
Profit on sale of investments	7,202.02	29.65
Interest on Income tax refund	-	8.08
Miscellaneous income	0.21	503.40
Total	**7,202.23**	**541.13**

EDEL FINANCE COMPANY LIMITED

TAMBI & JAIPURKAR CHARTERED ACCOUNTANTS MUMBAI

Edel Finance Company Limited

Notes to the financial statements for the year ended March 31, 2026

(Currency: Indian rupees in millions)

	Particulars	For the year ended March 31, 2026	For the year ended March 31, 202
32.	**Finance costs**		
	On financial liabilities measured at amortised cost		
	Interest on borrowings other than debt securities	2,477.94	3,479.70
	Interest on debt securities	3,963.20	2,269.00
	Interest on subordinated liabilities	5.38	16.45
	Other finance cost and bank charges	30.85	52.67
	Total	**6,477.37**	**5,817.82**

	Particulars	For the year ended March 31, 2026	For the year ended March 31, 202
33.	**Impairment on financial instruments**		
	On financial instruments measured at amortised cost		
	Expected credit loss		
	Provision on standard assets	32.24	26.39
	Allowance for impairment on investments	(55.71)	600.42
	Provision on doubtful debts	55.18	-
	Total	**31.71**	**626.81**

	Particulars	For the year ended March 31, 2026	For the year ended March 31, 202
34.	**Employee benefits expense**		
	Salaries and wages*	5.36	44.7
	Contribution to provident and other funds	1.61	0.0
	Expense on Employee Stock Option Scheme (ESOP) *(refer note 35. B)*	4.89	-
	Staff welfare expenses	0.24	0.2
	Total	**12.10**	**44.9**

* For the year ended March 31, 2026, salaries and wages includes reversal of provision for bonus of ₹ 20.00 million.

EDEL FINANCE COMPANY LIMITED

TAMBI & JAIPURKAR MUMBAI CHARTERED ACCOUNTANTS

Edel Finance Company Limited

Notes to the financial statements for the year ended March 31, 2026

(Currency: Indian rupees in millions)

	Particulars	For the year ended March 31, 2026	For the year ended March 31, 202
35.	**Other expenses**		
	Advertisement and business promotion	0.18	0.15
	Auditors' remuneration *(refer note 35.A)*	1.24	1.16
	Commission and brokerage	0.69	70.19
	Directors' sitting fees	3.20	1.70
	Legal and professional fees & Clearing & custodian charges	154.90	96.11
	Rates and taxes	0.09	0.29
	Rent	0.65	-
	Repairs and maintenance	0.02	0.11
	Donation	-	20.00
	Corporate guarantee commission	26.43	45.88
	Rating support fees	8.91	7.37
	Membership and subscription	-	0.05
	Office expenses	0.94	0.22
	Securities transaction tax	-	12.61
	Goods & Service tax expenses	44.22	72.14
	Stamp duty	4.57	1.39
	Stock exchange expenses	3.46	3.13
	Total	**249.50**	**332.50**

	Particulars	For the year ended March 31, 2026	For the year ended March 31, 202
35.A	**Auditors' remuneration:**		
	As Auditor		
	Audit fees	0.75	0.60
	Limited Review	0.45	0.4
	Reimbursement of expenses	0.04	0.1
	Total	**1.24**	**1.1**

35.B Cost sharing

Edelweiss Financial Services Limited, being the holding company along with fellow subsidiaries incurs expenditu like Group mediclaim, insurance, rent, electricity charges etc. which is for the common benefit of itself and i certain subsidiaries, fellow subsidiaries including the Company. This cost so expended is reimbursed by tl Company on the basis of number of employees, time spent by employees of other companies, actu identifications etc. On the same lines, employees' costs expended (if any) by the Company for the benefit fellow subsidiaries is recovered by the Company. Accordingly, and as identified by the management, tl expenditure heads in Note 34 and Note 35 include reimbursements paid.

EDEL FINANCE COMPANY LIMITED

TAMBI & JAIPURKAR MUMBAI

Edel Finance Company Limited

Notes to the financial statements for the year ended March 31, 2026

(Currency: Indian rupees in millions)

36. Income Tax

Component of income tax expenses

Particulars	For the year ended March 31, 2026	For the year ended March 31, 202
Current tax	(509.54)	820.62
Deferred tax relating to origination and reversal of temporary differences	1,282.84	(743.42
Total tax charge for the year	**773.30**	**77.20**

36.A The income tax expenses for the year can be reconciled to the accounting profit as follows:

Particulars	For the year ended March 31, 2026	For the year ended March 31, 202
Profit/ (loss) before taxes	3,009.36	44.81
Statutory Income Tax rate	25.17%	25.17%
Tax charge at statutory rate	757.40	11.28
Tax effect of :		
Difference due to permanent disallowance	4.69	4.97
Impact of tax rate differential on capital asset and statutory tax rate	11.21	60.95
Others	-	-
Current Tax Expenses Reported in Statement of Profit and Loss	**773.30**	**77.20**
Effective Income Tax Rate	25.17%	25.17%

EDEL FINANCE COMPANY LIMITED

TAMBI & JAIPURKAR MUMBAI

36.B Movement of Deferred Tax assets

Financial Year 2025-26

Particulars	As on March 31, 2025	Movement for the period (2025-26)				As on March 31, 2026
		Recognised in profit or loss	Recognised in OCI	Recognised in other equity	Total movement	
Deferred Tax Assets / (Liabilities)						
Employee benefits obligations	(0.32)	0.42	-	-	0.42	0.10
Expected credit loss provision on Loans	6.66	22.00	-	-	22.00	28.66
Unused tax losses	1,420.51	(1,140.68)	-	-	(1,140.68)	279.83
Property, plant and equipment & intangible assets	(0.10)	(0.05)	-	-	(0.05)	(0.15)
Fair valuation of financial assets	(2.62)	2.41	-	-	2.41	(0.21)
Allowance for impairment on investments	151.11	(151.11)	-	-	(151.11)	-
Others	63.07	(15.83)	-	-	(15.83)	47.24
Deferred Tax Asset (net)	**1,638.31**	**(1,282.84)**	**-**	**-**	**(1,282.84)**	**355.47**

Financial Year 2024-25

Particulars	As on March 31, 2024	Movement for the period (2024-25)				As on March 31, 2025
		Recognised in profit or loss	Recognised in OCI	Recognised in other equity	Total movement	
Deferred Tax Assets / (Liabilities)						
Employee benefits obligations	(0.30)	(0.02)	-	-	(0.02)	(0.32)
Expected credit loss provision on Loans	0.02	6.64	-	-	6.64	6.66
Unused tax losses	1,420.51	-	-	-	-	1,420.51
Property, plant and equipment & intangible assets	(0.05)	(0.05)	-	-	(0.05)	(0.10)
Fair valuation of financial assets	(572.53)	569.91	-	-	569.91	(2.62)
Allowance for impairment on investments	-	151.11	-	-	151.11	151.11
Others	47.24	15.83	-	-	15.83	63.07
Deferred Tax Asset (net)	**894.89**	**743.42**	**-**	**-**	**743.42**	**1,638.31**

EDEL FINANCE COMPANY LIMITED

TAMBI & JAIPURKAR CHARTERED ACCOUNTANTS MUMBAI

37. Earnings per Share

Basic earnings per share is calculated by dividing the profit attributable to equity shareholders of the Company by the weighted average number of equity shares outstanding during the year.

Diluted earnings per share is calculated by dividing the profit attributable to equity shareholders of the Company with the weighted average number of equity shares outstanding during the period adjusted for assumed conversion of all dilutive potential equity shares.

Particulars		For the year ended March 31, 2026	For the year ended March 31, 2025
Net profit / (loss) attributable to equity holders of the Company	**(A)**	2,236.06	(32.39)
Total number of equity shares outstanding at the end of the year		14,59,27,388	9,56,67,388
Weighted average number of shares			
- Number of equity shares outstanding at the beginning of the year		9,56,67,388	9,56,67,388
- Number of equity shares issued and issued upon conversion during the year		4,30,27,123	-
Total number of equity shares outstanding at the end of the year		13,86,94,511	9,56,67,388
Total number of CCPS outstanding at the end of the year		-	1,65,00,000
Total number of CCD outstanding at the end of the year		-	80,00,000
Weighted average number of equity shares outstanding during the year (based on the date of issue of shares)	**(B)**	13,86,94,511	12,59,27,388
Weighted average number of diluted equity shares outstanding during the year	**(C)**	13,86,94,511	12,59,27,388
Adjusted net profit / (loss) for diluted EPS	**(D)**	2,236.06	(32.39)
Basic earnings per share (in rupees)	**(A / B)**	16.12	(0.26)
Diluted earnings per share (in rupees)	**(D / C)**	16.12	(0.26)

38. Contingent Liability:

a. In the ordinary course of business, the Company faces claims and assertions by various parties. The Company assesses such claims and assertions and monitors the legal environment on an ongoing basis, with the assistance of external legal counsel, wherever necessary.The Company records a liability for any claims where a potential loss is probable and capable of being estimated and discloses such matters in its financial statements, if material. For potential losses that are considered possible, but not probable, the Company provides disclosure in the financial statements but does not record a liability in its accounts unless the loss becomes probable.

The Company believes that the outcome of these proceedings will not have a materially adverse effect on the Company's financial position and results of operations.

Details of contingent liability

Particulars	As at March 31, 2026	As at March 31, 2025
Taxation matters of assessment year AY 2014-15 & AY 2015-16 in respect of which appeal is pending with tax authorities	-	114.88

The Company had received demand notices from tax authorities on account of disallowance of expenditure for earning exempt income under Section 14A of Income Tax Act 1961 read with Rule 8D of the Income Tax Rules, 1962. The company had filed appeal/s before the Appellate authority.

During the current year, the Company has received favourable order from the Appellate Authority in respect of this matter. In view of the same, no provision or contingent liability exists as at the reporting date.

b. Pursuant to the Income Tax Authorities ("the ITA") investigation conducted from March 02, 2023 to March 09, 2023, the Company had received the income tax assessment orders and demand notices for the assessment year 2020-21 & 2021-22 for certain disallowances during the year to date March 31, 2025. Based on the legal opinion obtained, the Management is of the view that the demand is not sustainable and would have no material impact on financial statements and liability is considered as remote and no contingent liability is required to be disclosed. As per the Company, as at March 31 2026, the said matter is pending at Commissioner of Income Tax (Appeals).

EDEL FINANCE COMPANY LIMITED 1

TAMBI & JAIPURKAR MUMBAI CHARTERED ACCOUNTANTS

39. Segment reporting

Primary Segment (Business segment)

The Company being CIC, has only capital business segment in the current year i.e March 31, 2026. The Company has operated only in one business segment during the year viz. Capital based business comprising of income from investments. Therefore, the Company has only one reportable business segment, the results of which are disclosed in the financial statements. Hence, no disclosures are required under Segment Reporting.

Segment	Activities covered
Capital based business	Income from investments and dividend income

Secondary Segment

Since the business operations of the Company are primarily concentrated in India, the Company is considered to operate only in the domestic segment and therefore there is no reportable geographic segment.

EDEL FINANCE COMPANY LIMITED

TAMBI & JAIPURKAR CHARTERED ACCOUNTANTS MUMBAI

40. Defined benefit plan

a) Defined contribution plan - Provident funds

The Company recognised ` 1.61 million (Previous year : ` 0.09 million) for provident fund and other contributions in the Statement of profit and loss.

b) Defined benefit plan - Gratuity

In accordance with the Payment of Gratuity Act, 1972, the Company provides for gratuity, a non-contributory defined benefit arrangement providing lump-sum gratuity benefits expressed in terms of final monthly salary and year of service, covering all employees. The plan provides a lump sum payment to vested employees at retirement or termination of employment in accordance with the rules laid down in the Payment of Gratuity Act, 1972.

The most recent actuarial valuation of the present value of the defined benefit obligation for gratuity were carried out as at March 31, 2026. The present value of the defined benefit obligations and the related current service cost and past service cost, were measured using the Projected Unit Credit Method.

Based on the actuarial valuation obtained in this respect, the following table sets out the status of the gratuity plan and the amounts recognised in the Company's financial statements as at balance sheet date:

i) Movement in defined benefit liability

The following table shows a reconciliation from the opening balances to the closing balances for defined benefit liability and its components:

	Defined benefit obligation	
Particulars	**March 31, 2026**	**March 31, 2025**
Opening Balance	1.96	1.87
Current service cost	0.49	0.02
Past service cost	0.36	-
Interest cost	0.15	0.13
	2.96	**2.02**
Other comprehensive Income		
Remeasurement loss (gain):		
Actuarial loss (gain) arising from:		
Experience	(0.31)	(0.09)
Financial assumptions	-	0.03
	(0.31)	**(0.06)**
Others		
Transfer In/ (Out)	0.44	-
Benefits paid	-	-
Closing Balance	**3.09**	**1.96**

ii) Components of defined benefit plan cost:

	For the year ended	
Particulars	**March 31, 2026**	**March 31, 2025**
Recognised in Statement of profit or loss		
Current service cost	0.49	0.02
Past service cost*	0.36	-
Interest cost	-	-
Net Interest on net defined benefit liability/ (asset)	(0.07)	(0.10)
Total	**0.78**	**(0.08)**
Recognised in other comprehensive income		
Remeasurement of net defined benefit liability/(asset)	0.13	0.09
Total	**0.13**	**0.09**

iii) Reconciliation of Fair Value of Plan Assets

	As at	As at
Particulars	**March 31, 2026**	**March 31, 2025**
Fair Value of Plan Assets at start of the year	3.57	3.31
Contributions by Employer	-	-
Benefits Paid	-	-
Interest Income on Plan Assets	0.22	0.23
Re-measurements		
Return on plan assets excluding amount included in net interest on the net defined benefit liability/(asset)	(0.18)	0.03
Fair Value of Plan Assets at end of the year	**3.61**	**3.57**
Actual Return on Plan Assets	0.04	0.26

EDEL FINANCE COMPANY LIMITED

TAMBI & JAIPURKAR CHARTERED ACCOUNTANTS MUMBAI

40. Defined benefit plan (continued)

b) Defined benefit plan - Gratuity (continued)

iv) **Net Liability/ (Asset) recognised in the Balance Sheet**

Particulars	As at March 31, 2026	As at March 31, 2025
Present Value of DBO	3.09	1.96
Fair Value of Plan Assets	3.61	3.57
Liability/ (Asset) recognised in the Balance Sheet	(0.52)	(1.61)
Funded Status [Surplus/(Deficit)]	0.52	1.61
Amount not recognized as asset [Effect of limiting net assets to asset ceiling]	-	-
Net Liability/ (Asset) recognised in the Balance Sheet	(0.52)	(1.61)
Of which, Short term Liability	-	-
Experience Adjustment on Plan Liabilities: (Gain)/Loss	(0.31)	(0.09)

v) **Percentage Break-down of Total Plan Assets**

Particulars	As at March 31, 2026	As at March 31, 2025
Equity instruments	*0%*	*0%*
Debt instruments	*0%*	*0%*
Real estate	*0%*	*0%*
Derivatives	*0%*	*0%*
Investment Funds with Insurance Company	*99.6%*	*99.6%*
Of which, Unit Linked	*85.3%*	*86.0%*
Of which, Traditional/ Non-Unit Linked	*14.3%*	*13.6%*
Asset-backed securities	*0%*	*0%*
Structured debt	*0%*	*0%*
Cash and cash equivalents	*0.4%*	*0.4%*
Total	100.00%	100.00%

vi) **Movement in Other Comprehensive Income**

Particulars	As at March 31, 2026	As at March 31, 2025
Balance at start of year (Loss)/ Gain	2.36	2.27
Re-measurements on DBO		
a. Actuarial (Loss)/ Gain from changes in demographic assumptions	-	-
b. Actuarial (Loss)/ Gain from changes in financial assumptions	-	(0.03)
c. Actuarial (Loss)/ Gain from experience over the past year	0.31	0.09
Re-measurements on Plan Assets		
Return on Plan assets, excluding amount included in net interest on the net defined benefit liability / (asset)	(0.18)	0.03
Changes in the effect of limiting a net defined benefit asset to the asset ceiling excluding amount included in net interest on the net defined benefit liability/ (asset)	-	-
Balance at end of year (Loss)/ Gain	**2.49**	**2.36**

vii) **Movement in Surplus/ (Deficit)**

Particulars	As at March 31, 2026	As at March 31, 2025
Surplus/ (Deficit) at start of year	1.61	1.44
Net Transfer (In)/ Out	(0.44)	-
Movement during the year		
Current Service Cost	(0.49)	(0.02)
Past Service Cost	(0.36)	
Net Interest on net DBO	0.07	0.10
Re-measurements – (Losses)/ Gains	0.13	0.09
Contributions/ Benefits	-	-
Surplus/ (Deficit) at end of year	0.52	1.61

EDEL FINANCE COMPANY LIMITED

TAMBI & JAIPURKAR MUMBAI CHARTERED ACCOUNTANTS

40. Defined benefit plan (continued)

b) Defined benefit plan - Gratuity (continued)

Actuarial assumptions:

The following were the principal actuarial assumptions at the reporting date:

Particulars	As at March 31, 2026	As at March 31, 2025
Discount Rate	6.30%	6.30%
Salary Growth Rate	7.00%	7.00%
Withdrawal/Attition Rate (based on categories)	16.00%	16.00%
Interest Rate on Net DBO (% p.a.)	7.00%	7.00%
Mortality Rate	IALM 2012-14 (Ultimate)	IALM 2012-14 (Ultimate)
Expected weighted average remaining working lives of employees	3.0	3.5

Notes:

a) The discount rate are based on the benchmark yields available on Government Bonds at the valuation date with terms matching that of the liabilities.

b) The estimates of future salary increases takes into account the inflation, seniority, promotion and other relevant factors.

c) Assumptions regarding future mortality experience are set in accordance with the statistics published by the Life Insurance Corporation of India.

Sensitivity analysis:

Reasonably possible changes at the reporting date to one of the relevant actuarial assumptions, holding other assumptions constant, would have affected the defined benefit obligation by the amounts shown below.

Particulars	As at March 31, 2026		As at March 31, 2025	
	Increase	Decrease	Increase	Decrease
Salary Growth Rate (+/- 1%)	0.13	0.12	0.01	(0.01)
Discount Rate (+/- 1%)	(0.12)	0.13	(0.01)	0.01
Withdrawl Rate (+/- 1%)	(0.03)	0.03	-	-

The above sensitivity analysis have been calculated to show the movement in defined benefit obligation in isolation and assuming there are no other changes in market conditions at the reporting date. In practice, generally it does not occur. When we change one variable, it affects to others. In calculating the sensitivity, project unit credit method at the end of the reporting period has been applied.

Experience adjustment:

Particulars	For the year ended				
	March 31, 2026	March 31, 2025	March 31, 2024	March 31, 2023	March 31, 2022
On plan liabilities (gain)/loss	(0.03)	(0.09)	(0.04)	0.02	(0.16)
On plan assets (gain)/loss	-	-	-	-	-
Estimated contribution for next year	**(0.03)**	(0.09)	(0.04)	0.02	(0.16)

c) Compensated absences :

The Company provides for accumulated compensated absences as at the balance sheet date using projected unit credit method based on actuarial valuation. The leave encashment on separation is paid on basic salary.

EDEL FINANCE COMPANY LIMITED

TAMBI & JAIPURKAR CHARTERED ACCOUNTANTS MUMBAI

Edel Finance Company Limited

Notes to the financial statements for the year ended March 31, 2026

(Currency: Indian rupees in millions)

41. Change in liabilities arising from financing activities

Particulars	As at April 1, 2025	Cash Flows	Changes in Fair value	Others (net)*	As at March 31, 2026
Debt securities	25,146.14	16,813.11	-	1,347.66	43,306.91
Borrowings (other than debt securities)	26,122.02	(7,773.85)	-	(188.85)	18,159.32
Subordinated liabilities	161.12	(150.00)	-	(11.12)	-
	51,429.28	**8,889.26**	**-**	**1,147.69**	**61,466.23**

Particulars	As at April 1, 2024	Cash Flows	Changes in Fair value	Others (net)*	As at March 31, 2025
Debt securities	20,225.07	3,816.26	-	1,104.81	25,146.14
Borrowings (other than debt securities)	27,882.18	(1,943.00)	-	182.84	26,122.02
Subordinated liabilities	161.17	0.00	-	(0.05)	161.12
	48,268.42	**1,873.26**	**-**	**1,287.60**	**51,429.28**

* Includes the effect of interest accrued but not paid on borrowing, securities premium on issue of debt securities

EDEL FINANCE COMPANY LIMITED

TAMBI & JAIPURKAR MUMBAI CHARTERED ACCOUNTANTS

42. Maturity Analysis of assets and liabilities

The table below shows an analysis of assets and liabilities analysed according to when they are expected to be recovered or settled. With regard to loans and advances to customers, the company uses the same basis of expected repayment behaviour as used for estimating the EIR.

	As at March 31, 2026			As at March 31, 2025		
Particulars	**Within 12 months**	**After 12 months**	**Total**	**Within 12 months**	**After 12 months**	**Total**
Financial Assets						
Cash and cash equivalents	998.74	-	998.74	231.21	-	231.21
Receivables	110.70	-	110.70			
Loans	14,622.95	-	14,622.95	6,596.11	-	6,596.11
Investments	1.84	75,256.96	75,258.80	1,322.44	68,107.95	69,430.39
Other financial assets	-	3.42	3.42	79.33	3.52	82.85
Non-financial assets						
Current tax assets (net)	-	573.83	573.83	-	317.73	317.73
Deferred tax assets (net)	-	355.47	355.47	-	1,638.31	1,638.31
Property, Plant and Equipment	-	3.72	3.72	-	2.05	2.05
Other non- financial assets	85.79	230.58	316.37	82.38	116.75	199.13
Total Assets	**15,820.02**	**76,423.98**	**92,244.00**	**8,311.47**	**70,186.31**	**78,497.78**
Financial Liabilities						
Trade payables	260.76	-	260.76	338.07	-	338.07
Debt securities	243.58	43,063.33	43,306.91	4,090.87	21,055.27	25,146.14
Borrowings (other than debt securities)	128.20	18,031.12	18,159.32	317.04	25,804.98	26,122.02
Subordinated Liabilities	-	-	-	161.12	-	161.12
Other financial liabilities	11.89	-	11.89	20.41	-	20.41
Non-financial liabilities						
Current tax liabilities (net)	-	-	-	675.33	18.14	693.47
Provisions	-	4.03	4.03	-	2.31	2.31
Other non-financial liabilities	268.27	0.05	268.32	17.64	0.02	17.66
Total Liabilities	**912.70**	**61,098.53**	**62,011.23**	**5,620.48**	**46,880.72**	**52,501.20**
Net total assets/ (liabilities)	**14,907.32**	**15,325.45**	**30,232.77**	**2,690.99**	**23,305.59**	**25,996.58**

EDEL FINANCE COMPANY LIMITED

TAMBI & JAIPURKAR CHARTERED ACCOUNTANTS MUMBAI

Edel Finance Company Limited

Notes to the financial statements for the year ended March 31, 2026

(Currency: Indian rupees in million)

43. Disclosure of Related Party Transactions pursuant to IND AS 24 :RelatedPartyTransactions

List of related parties and relationship:

Holding Company	Edelweiss Financial Services Limited	
Subsidiary Company with whom the transactions have taken place in current or previous year	Ecap Equities Limited ECap Securities And Investments Limited ECL Finance Limited Edel Investments Limited Edelcap Securities Limited Edelweiss Investment Adviser Limited Edelweiss Rural & Corporate Services Limited Nido Home Finance Limited Edelweiss Asset Management Limited (Upto December 17, 2025)	
Fellow subsidiaries and associates with whom transactions have taken place in current or previous year	EAAA India Alternatives Limited (Formerly Edelweiss Alternative Asset Advisors Limited) Edelweiss Asset Reconstruction Company Limited Edelweiss Life Insurance Company Limited Edge Advisory & Management Services Private Limited (formerly Allium Corporate Services Private Limited) Zuno General Insurance Limited Edelweiss Securities and Investments Private Limited	
Name of related parties over whom significant influence is exercised	Edelweiss Employees Incentives and Welfare Trust Edelweiss Employees Welfare Trust	
Jointly controlled entities	Edelweiss Asset Management Limited (w.e.f. December 18, 2025)	
Key Management Personnel (KMP)	Ananya Suneja	Executive Director and Chief Financial Officer (upto August 05, 2025)
	Vidya Shah	Executive Director Chief Financial Officer (w.e.f. August 06, 2025)
	Vyapak Shrivastava	Company Secretary (w.e.f. June 17, 2025)
	Tarun Khurana	Company Secretary (upto June 16, 2025)
	Christina D'souza	
Directors	Sunil Phartarpekar	Independent Director
	H.S. Upendra Kamath	Independent Director (w.e.f. September 29, 2025)
	Bharat Bakshi	Independent Director (w.e.f. December 26, 2025)
	Priyadeep Chopra	Non- executive director
	Vinod Juneja	Independent Director (upto September 30, 2025)
	Atul Ambavat	Independent Director (upto September 30, 2025)

EDEL FINANCE COMPANY LIMITED

TAMBI & JAIPURKAR MUMBAI CHARTERED ACCOUNTANTS

Edel Finance Company Limited

Notes to the financial statements for the year ended March 31, 2026

(Currency: Indian rupees in million)

43. Disclosure of Related Party Transactions pursuant to IND AS 24 "Related Party Transactions" (continued)

Sr.No.	Nature of Transaction	Related Party Name	2025-26	2024-25
	Transactions with related parties:			
(I)	**Capital account transactions**			
1	Buy Back of equity shares by	Edelweiss Asset Management Limited	-	40.93
		Edge Advisory & Management Services Private Limited (formerly Allium Corporate Services Private Limited)	-	318.43
2	Sale of equity shares of Edelweiss Asset Management Limited to	ECL Finance Limited	2,119.41	-
	Sale of equity shares of Edge Advisory & Management Services Private Limited to	Ecap Equities Limited	575.34	-
	Sale of equity shares of EAAA India Alternatives Limited to	Edelweiss Rural & Corporate Services Limited	2,972.96	-
		Edelweiss Investment Adviser Limited	2,913.50	-
3	Purchase of CCD of Ecap Equities Limited from	ECap Securities And Investments Limited	-	3,328.30
4	Investment in CCD	Ecap Equities Limited	4,000.00	-
5	Purchase of CCD of Edelweiss Investment Adviser Limited from	Ecap Equities Limited	2,924.44	-
6	Purchase of equity shares of Allium Corporate Services Private Limited from	Edelweiss Rural & Corporate Services Limited	-	1,228.78
		Edelcap Securities Limited	-	208.72
7	Purchase of equity shares of Edelweiss Investment Adviser Limited from	Ecap Equities Limited	250.26	-
8	Purchase of equity shares of Edelweiss Asset Reconstruction Company Limited from	ECap Securities And Investments Limited	-	2,630.06
9	Sale/buy back of nifty link debenture	Edelweiss Asset Reconstruction Company Limited	26.04	-
		Edelcap Securities Limited	0.21	-
10	Purchase of nifty link debenture of Ecap Equities Limited from	Edelweiss Rural & Corporate Services Limited	-	0.21
(II)	**Current account transactions**			
1	Loans taken from	Edelweiss Rural & Corporate Services Limited	-	2,420.00
		ECap Equities Limited	-	25,102.28
		Edelweiss Financial Services Limited	15,923.88	25,705.42
		Edelweiss Employees Welfare Trust	1,513.20	2,583.00
		Edelweiss Employees Incentives and Welfare Trust	180.00	-
2	Loans repaid to	Edelweiss Rural & Corporate Services Limited	-	2,420.00
		ECap Equities Limited	-	26,002.28
		Edelweiss Financial Services Limited	21,167.43	26,320.75
		Edelweiss Employees Welfare Trust	4,043.50	52.70
		Edelweiss Employees Incentives and Welfare Trust	180.00	-
3	Loans given to	Edelweiss Rural & Corporate Services Limited	2,525.00	-
		ECap Equities Limited	10,859.40	5,001.88
		Edelweiss Securities And Investments Private Limited	4,911.50	2,600.84
		Edelcap Securities Limited	11,953.50	1,560.00
		ECap Securities And Investments Limited	15,101.10	4,638.92
		Edel Investments Limited	2,882.80	-
		Edelweiss Investment Adviser Limited	14,864.20	2,400.00
4	Loans given repaid by	Edelweiss Rural & Corporate Services Limited	220.00	-
		ECap Equities Limited	10,859.40	5,001.88
		Edelweiss Securities and Investments Private Limited	4,451.84	-
		Edelcap Securities Limited	11,853.50	-
		ECap Securities And Investments Limited	13,651.10	4,608.92
		Edelweiss Investment Adviser Limited	11,214.20	-
		Edel Investments Limited	2,882.80	-

EDEL FINANCE COMPANY LIMITED

TAMBI & JAIPURKAR MUMBAI CHARTERED ACCOUNTANTS

43. Disclosure of Related Party Transactions pursuant to IND AS 24 "Related Party Transactions" (continued)

Sr.No.	Nature of Transaction	Related Party Name	2025-26	2024-25
5	Buyback / redemption- benchmark linked debentures	ECap Equities Limited	-	102.79
		Edel Investments Limited	-	72.68
		Edelcap Securities Limited	-	1.04
6	Issue of Non-Convertible Debentures	ECL Finance Limited	-	950.00
		Edelweiss Retail Finance Limited	-	1,000.00
		Edelcap Securities Limited	-	500.00
		ECap Equities Limited	-	2,000.00
		Edelweiss Investment Adviser Limited	950.00	-
		Edel Investments Limited	1,100.00	-
		Edelweiss Rural & Corporate Services Limited	550.00	-
		ECap Securities And Investments Limited	3,150.00	-
		Edelcap Securities Limited	-	6,000.00
7	Sale of perpetual bond of ECL Finance Limited to	Edelweiss Retail Finance Limited	-	2,406.92
8	Interest expense on loans taken from	Edelweiss Rural & Corporate Services Limited	-	20.15
		ECap Equities Limited	-	569.62
		Edelweiss Financial Services Limited	2,332.67	2,571.58
		Edelweiss Employees Welfare Trust	140.57	78.01
		Edelweiss Employees Incentives and Welfare Trust	4.71	-
9	Interest expense on subordinate debt	ECap Equities Limited	2.51	7.68
		ECL Finance Limited	2.01	6.14
		Edelweiss Rural & Corporate Services Limited	0.86	2.63
10	Interest expense on non- convertible debentures	ECap Equities Limited	57.41	62.88
		ECL Finance Limited	358.39	128.69
		Edelweiss Retail Finance Limited	-	79.25
		Nido Home Finance Limited	13.13	13.10
		Edelcap Securities Limited	760.51	70.41
		Edelweiss Life Insurance Company Limited	49.03	-
		Edelweiss Rural & Corporate Services Limited	51.26	-
		Edel Investments Limited	15.23	-
		Zuno General Insurance Limited	0.06	-
		Edelweiss Investment Adviser Limited	10.64	-
		ECap Securities And Investments Limited	219.48	-
11	Interest expense on compulsory convertible debentures	Edelweiss Financial Services Limited	0.33	0.80
12	Interest income on securities	Edelweiss Retail Finance Limited	-	6.91
		ECL Finance Limited	6.90	167.23
		ECap Equities Limited	-	0.02
13	Dividend on long term Investment	Nido Home Finance Limited	9.65	20.69
		Edelweiss Asset Management Limited	21.24	43.09
		Edge Advisory & Management Services Private Limited (formerly Allium Corporate Services Private Limited)	-	600.42
		Edelweiss Asset Reconstruction Company Limited	697.38	-
		EAAA India Alternatives Limited (Formerly Edelweiss Alternative Asset Advisors Limited)	108.18	-
14	Interest income on loan given to	ECap Equities Limited	53.18	17.02
		Edelweiss Rural & Corporate Services Limited	17.36	-
		Edelweiss Securities And Investments Private Limited	418.36	7.60
		Edelcap Securities Limited	112.04	2.46
		ECap Securities And Investments Limited	384.83	4.98
		Edel Investments Limited	24.32	-
		Edelweiss Investment Adviser Limited	608.01	3.55
15	Interest income on debentures (CCD)	Edelweiss Rural & Corporate Services Limited	1.25	1.25
		ECap Equities Limited	1.31	1.01
		Edelweiss Investment Adviser Limited	0.02	
16	Fee Income	ECap Securities And Investments Limited	0.12	-
		Edelcap Securities Limited	0.91	-
		Edelweiss Rural & Corporate Services Limited	2.06	-
		Edelweiss Investment Adviser Limited	0.27	-
		ECap Equities Limited	2.06	-
		Edelweiss Securities And Investments Private Limited	0.91	-
17	Financial and bank charges	Edelweiss Financial Services Limited	0.90	-

EDEL FINANCE COMPANY LIMITED

TAMBI & JAIPURKAR MUMBAI CHARTERED ACCOUNTANTS

43. Disclosure of Related Party Transactions pursuant to IND AS 24 "Related Party Transactions" (continued)

Sr.No.	Nature of Transaction	Related Party Name	2025-26	2024-25
18	Legal and professional fees paid to	Edelweiss Rural & Corporate Services Limited	-	0.18
		Edelweiss Financial Services Limited	16.20	5.00
		ECL Finance Limited	3.66	28.91
		ECap Equities Limited	117.79	
19	Business service charges paid to	Edelweiss Rural & Corporate Services Limited	-	3.16
20	Cost reimbursements paid to (net)	Edelweiss Rural & Corporate Services Limited	0.25	0.22
21	Expense on Employee Stock Option Scheme (ESOP) and Employee Stock Purchase Plan (ESPP)	Edelweiss Financial Services Limited	4.89	
22	Corporate guarantee support fee paid to	Edelweiss Financial Services Limited	23.61	26.47
		Edelweiss Rural & Corporate Services Limited	2.82	4.41
		ECap Equities Limited	-	15.00
23	Remuneration to Key Management Personnel (Refer note 1)	Vidya Shah	2.26	43.04
		Vyapak Shrivastava	9.24	
		Christina D'souza	3.35	
24	Directors' sitting fees	Atul Ambavat	0.90	0.50
		Vinod Juneja	0.85	0.70
		Upendra Kamath H.S.	0.45	-
		Bharat Bakshi	0.05	-
		Sunil Phatarphekar	0.95	0.50
(III)	Balances with related parties			
1	Investments in equity shares	Edelweiss Retail Finance Limited	-	264.00
		Edelweiss Rural & Corporate Services Limited	5,556.62	5,556.62
		ECL Finance Limited	24,735.85	24,471.85
		Nido Home Finance Limited	2,934.53	2,934.53
		Edelweiss Asset Management Limited	248.63	722.62
		Edelweiss Securities And Investments Private Limited	5,968.05	5,968.05
		EAAA India Alternatives Limited (Formerly Edelweiss Alternative Asset Advisors Limited)	-	329.87
		Edge Advisory & Management Services Private Limited (formerly Allium Corporate Services Private Limited)	-	518.59
		Edelweiss Asset Reconstruction Company Limited	2,630.06	2,630.06
		Edelweiss Investment Adviser Limited	250.26	
2	Investments in compulsory convertible preferences shares	Edelweiss Rural & Corporate Services Limited	500.00	500.00
3	Investments in Preference shares	Edelweiss Rural & Corporate Services Limited	20.00	20.00
4	Investments in compulsory convertible debentures	Edelweiss Rural & Corporate Services Limited	12,500.00	12,500.00
		ECap Equities Limited	16,928.30	12,928.30
		Edelweiss Investment Adviser Limited	2,924.44	
5	Debenture and bonds (Investments) of	ECap Equities Limited	-	0.20
		Edelweiss Retail Finance Limited	-	58.40
		Edelweiss Asset Reconstruction Company Limited	1.84	25.46
		ECL Finance Limited	58.40	-
6	Subordinate debt issued to	ECap Equities Limited	-	70.00
		ECL Finance Limited	-	56.00
		Edelweiss Rural & Corporate Services Limited	-	24.00
7	Interest accrued on subordinate debt	ECap Equities Limited	-	5.19
		ECL Finance Limited	-	4.15
		Edelweiss Rural & Corporate Services Limited	-	1.78
8	Non- convertible debentures held by	ECap Equities Limited	0.10	1,470.00
		ECL Finance Limited	3,451.00	1,951.00
		Edelweiss Retail Finance Limited	-	1,500.00
		Nido Home Finance Limited	129.00	129.00
		Edelcap Securities Limited	7,350.00	7,400.00
		Edelweiss Life Insurance Company Limited	1,230.00	-
		ECap Securities And Investments Limited	3,150.00	-
		Edel Investments Limited	1,100.00	-
		Zuno General Insurance Limited	30.00	-
		Edelweiss Rural & Corporate Services Limited	1,759.90	-

EDEL FINANCE COMPANY LIMITED

TAMBI & JAIPURKAR CHARTERED ACCOUNTANTS MUMBAI

43. Disclosure of Related Party Transactions pursuant to IND AS 24 "Related Party Transactions" (continued)

Sr.No.	Nature of Transaction	Related Party Name	2025-26	2024-25
9	Interest accrued on non- convertible debentures held by	ECap Equities Limited	0.00	59.78
		ECL Finance Limited	171.94	104.68
		Edelweiss Retail Finance Limited	-	67.26
		Nido Home Finance Limited	10.00	10.00
		Edelcap Securities Limited	84.22	77.01
		Edelweiss Life Insurance Company Limited	43.74	-
		ECap Securities And Investments Limited	34.45	-
		Edel Investments Limited	9.14	-
		Zuno General Insurance Limited	0.19	-
		Edelweiss Rural & Corporate Services Limited	28.73	-
10	Long term loans taken from	Edelweiss Financial Services Limited	18,031.12	23,274.68
		Edelweiss Employees Welfare Trust	-	2,530.30
11	Short term loans given to	Edelweiss Securities And Investments Private Limited	3,060.50	2,600.84
		Edelweiss Rural & Corporate Services Limited	2,305.00	-
		Edelcap Securities Limited	1,660.00	1,560.00
		ECap Securities And Investments Limited	1,480.00	30.00
		Edelweiss Investment Adviser Limited	6,050.00	2,400.00
12	Trade Payables to	Edelweiss Financial Services Limited	85.28	243.60
		ECap Equities Limited	55.47	-
		Edelweiss Rural & Corporate Services Limited	0.06	1.34
		ECL Finance Limited	0.60	31.22
13	Other Payables	ECap Securities And Investments Limited	0.17	
14	Trade receivables from	ECap Securities And Investments Limited	24.30	-
		Edelcap Securities Limited	16.20	-
		Edelweiss Rural & Corporate Services Limited	16.20	-
		Edelweiss Investment Adviser Limited	21.60	-
		ECap Equities Limited	16.20	-
		Edelweiss Securities And Investments Private Limited	16.20	-
15	Other Receivable	Edelweiss Securities And Investments Private Limited	-	0.09
		Edge Advisory & Management Services Private Limited (formerly Allium Corporate Services Private Limited)	-	0.42
16	Prepaid expenses	Edelweiss Financial Services Limited	114.91	
17	Interest receivable on Loan	Edelweiss Rural & Corporate Services Limited	13.90	-
		ECap Equities Limited	21.32	14.12
		Edelweiss Securities And Investments Private Limited	17.95	7.52
		Edelcap Securities Limited	11.25	2.44
		ECap Securities And Investments Limited	24.08	4.48
		Edelweiss Investment Adviser Limited	37.67	3.20
18	Interest payable on Loan	ECap Equities Limited	-	12.79
		Edelweiss Financial Services Limited	128.20	234.03
		Edelweiss Employees Welfare Trust	-	70.21
19	Income Received in Advance	ECap Securities And Investments Limited	22.38	-
		Edelcap Securities Limited	14.09	-
		Edelweiss Rural & Corporate Services Limited	12.94	-
		Edelweiss Investment Adviser Limited	19.73	-
		ECap Equities Limited	12.94	-
		Edelweiss Securities And Investments Private Limited	14.09	-
20	Interest receivable on debentures and bonds	Edelweiss Retail Finance Limited	-	1.84
		ECL Finance Limited	1.82	-
21	ESOP Charges Payable to	Edelweiss Financial Services Limited	1.71	-
22	Corporate Guarantee taken from	Edelweiss Financial Services Limited	10,197.10	3,812.50
		Edelweiss Rural & Corporate Services Limited	-	378.81

* 0.00 indicates the number is smaller than 0.01 million

Notes

1 Information relating to remuneration paid to key managerial person mentioned above excludes provision made for gratuity, leave encashment and provision made for bonus which are provided for group of employees on an overall basis. These are included on cash basis. Remuneration to KMP's shall be within the limit as prescribed by the Companies Act, 2013.

EDEL FINANCE COMPANY LIMITED

T. MEHTA & JAIPURKAR MUMBAI CHARTERED ACCOUNTANTS

44. Utilisation of Borrowed funds and share premium

44.A During the year, the Company has not advanced or loaned or invested funds to any other person(s) or entity(ies), including foreign entities (Intermediaries) with understanding that the intermediary shall:
(i) directly or indirectly lend or invest in other persons or entities identified in any manner whatsoever by or on behalf of the company (Ultimate Beneficiaries) or
(ii) provide any guarantee, security or the like to or on behalf of the Ultimate Beneficiaries

44.B During the year, the Company has not received any fund from any person(s) or entity(ies), including foreign entities (Funding Party) with the understanding (whe recorded in writing or otherwise) that the Company shall:
(i) directly or indirectly lend or invest in other persons or entities identified in any manner whatsoever by or on behalf of the Funding Party (Ultimate Beneficiaries)
(ii) provide any guarantee, security, or the like to or on behalf of the Ultimate Beneficiaries

Note:

1. Based on the legal opinion obtained by the Holding Company, the transactions undertaken by the Company (CIC-NBFC) of borrowing/lending/investment to from its holding/subsidiary/affiliate/group entity(ies) (together referred to as the 'Group') or borrowing from outside the Group for onward lending/investment carrying on their respective business in ordinary course will not attract reporting under Rule 11(e) of the Companies (Audit and Auditors) Rules, 2014 (the "Rul Accordingly, transactions undertaken by the Company is not disclosed under the Rules.

EDEL FINANCE COMPANY LIMITED

TAMBI & JAIPURKAR MUMBAI CHARTERED ACCOUNTANTS

45. Capital Management

The Company is registered with the Reserve Bank of India ("RBI") as a Systemically Important Non Deposit Taking Non Banking Financial Company ("NBFC ND SI"). Pursuant to approval granted by the RBI, the Company was classified as a Core Investment Company ("NBFC CIC ND SI") with effect from October 09, 2018.

In terms of the RBI's Scale Based Regulation ("SBR") framework for Non Banking Financial Companies notified on October 19, 2023, as amended from time to time, the Company has been categorized under the Middle Layer. Accordingly, the Company has complied with the applicable regulatory requirements and disclosure obligations prescribed under the SBR framework in the preparation of these financial statements.

The Reserve Bank of India (RBI) sets and monitors capital adequacy requirements for the Company from time to time. The Core Investment Companies (Reserve Bank) Directions, 2016 (as amended from time to time), stipulate that the Adjusted Net Worth of a Middle layer CIC-ND-SI shall at no point in time be less than 30% its risk weighted assets on balance sheet and risk adjusted value of off-balance sheet items as on date of the last audited balance as at the end of the financial year.

The Core Investment Companies (Reserve Bank) Directions, 2016 (as amended from time to time), further stipulate that the outside liabilities of a Middle layer CIC-ND-SI shall at no point of time exceed 2.5 times its Adjusted Net Worth as on date of the last audited balance as at the end of the financial year.

The Company's policy is to maintain a strong capital base to maintain investor, creditor and shareholder confidence and to sustain the future development of the business. The impact of the level of capital on shareholders' returns is also recognised and the Company recognises the need to maintain a balance between the higher returns that might be possible with greater gearing and the advantages and security afforded by a stronger capital position.

Although maximisation of the return on risk-adjusted capital is the principal basis used in determining how capital is allocated within the Company to particular operations or activities, it is not the sole basis used for decision making. Account is also taken of synergies with other operations and activities, the availability of management and other resources, and the fit of the activity with the Company's longer-term strategic objectives. The Company's policies in respect of capital management and allocation are reviewed regularly by the Board of Directors.

The Company has complied with minimum stipulated capital requirement which has been disclosed in the regulatory disclosures note in the financial statements.



46. Fair Value measurement:

46.A Valuation Principles

Fair value is the price that would be received to sell an asset or paid to transfer a liability in an orderly transaction in the principal (or most advantageous) market at the measurement date under current market conditions (i.e., an exit price), regardless of whether that price is directly observable or estimated using a valuation technique. In order to show how fair values have been derived, financial instruments are classified based on a hierarchy of valuation techniques:

Level 1 – valuation technique using quoted market price: financial instruments with quoted prices for identical instruments in active markets that company can access at the measurement date.

Level 2 – valuation technique using observable inputs:Those where the inputs that are used for valuation and are significant, are derived from directly or indirectly observable market data available over the entire period of the instrument's life.

Level 3 – valuation technique with significant unobservable inputs: Those that include one or more unobservable input that is significant to the measurement as whole.

46.B Valuation goverance framework

The Company's fair value methodology and the governance over its models includes a number of controls and other procedures to ensure appropriate safeguards are in place to ensure its quality and adequacy. All new product initiatives (including their valuation methodologies) are subject to approvals by various functions of the Company including the risk and finance functions.

Where fair values are determined by reference to externally quoted prices or observable pricing inputs to models, independent price determination or validation is used. For inactive markets, Company sources alternative market information, with greater weight given to information that is considered to be more relevant and reliable.

The responsibility of ongoing measurement resides with the business and product line divisions. However Finance department is also responsible for establishing procedures governing valuation and ensuring fair values are in compliance with accounting standards.

46.C The following table shows an analysis of financial instruments recorded at fair value by level of the fair value hierarchy

As at March 31, 2026	Level 1	Level 2	Level 3	Total
Assets measured at fair value on a recurring basis				
Investments				
Equity instruments	-	-	-	-
Other debt securities	-	62.06	-	62.06
Total investments measured at fair value	-	**62.06**	-	**62.06**

As at March 31, 2025	Level 1	Level 2	Level 3	Total
Assets measured at fair value on a recurring basis				
Investments				
Equity instruments	-	-	-	-
Other debt securities	-	85.90	-	85.90
Total investments measured at fair value	-	85.90	-	85.90

EDEL FINANCE COMPANY LIMITED

TAMBI & JAIPURKAR MUMBAI CHARTERED ACCOUNTANTS

46. **Fair Value measurement:** ***(Continued)***

D. **Valuation techniques:**

Debt securities:

Fair value of debt securities is derived based on the indicative quotes of price and yields prevailing in the market as at the reporting date. The Company has used quoted price of national stock exchange wherever bonds are traded actively. In cases where debt securities are not activity traded, the Company has used CRISIL Corporate Bond Valuer model for measuring fair value.

Security receipts

The market for these securities is not active. Therefore, the Company uses valuation techniques to measure their fair values. Since the security receipts are less liquid instruments therefore they are valued by discounted cash flow models. Expected cash flow levels are estimated by using quantitative and qualitative measures regarding the characteristics of the underlying assets including prepayment rates, default rates and other economic drivers. Securities receipts with significant unobservable valuation inputs are classified as Level 3.

Equity instruments, preference shares, warrants and units of mutual fund:

The majority of equity instruments are actively traded on stock exchanges with readily available active prices on a regular basis. Such instruments are classified as Level 1. Units held in funds are measured based on their published net asset value (NAV), taking into account redemption and/or other restrictions. Such instruments are also classified as Level 1. Unquoted equity instruments, preference shares and warrants are initially recognised at transaction price and re-measured at each reporting date at valuation provided by external valuer at instrument level. All unquoted instruments are classified at Level 3.

E. **There are no Level 3 instruments as at March 31, 2026 and March 31, 2025**

EDEL FINANCE COMPANY LIMITED

TAMBI & JAIPURKAR MUMBAI

46. Fair Value measurement: *(Continued)*

F. Fair value of financial instruments not measured at fair value:

The table below is a comparison, by class, of the carrying amounts and fair values of the Company's financial instruments that are not carried at fair value in the financial statements. This table does not include the fair values of non–financial assets and non–financial liabilities.

As at March 31, 2026	Carrying Value	Level 1	Level 2	Level 3	Total
Financial Assets					
Loans	14,622.95	-	-	14,622.95	14,622.95
Investments*	75,196.74	-	75,196.74	-	75,196.74
Total Financial Assets	**89,819.69**	**-**	**75,196.74**	**14,622.95**	**89,819.69**
Financial Liabilities					
Debt securities	43,306.91	-	43,306.91	-	43,306.91
Borrowings (other than debt securities)	18,159.32	-	-	18,159.32	18,159.32
Total Financial Liabilities	**61,466.23**	**-**	**43,306.91**	**18,159.32**	**61,466.23**

As at March 31, 2025	Carrying Value	Level 1	Level 2	Level 3	Total
Financial Assets					
Loans	6,596.11	-	-	6,596.11	6,596.11
Investments*	69,344.49	-	69,344.49	-	69,344.49
Total Financial Assets	**75,940.60**	**-**	**69,344.49**	**6,596.11**	**75,940.60**
Financial Liabilities					
Debt securities	25,146.14	-	25,146.14	-	25,146.14
Borrowings (other than debt securities)	26,122.02	-	-	26,122.02	26,122.02
Subordinated Liabilities	161.12	-	161.12	-	161.12
Total Financial Liabilities	**51,429.28**	**-**	**25,307.26**	**26,122.02**	**51,429.28**

* Above does not include Investments measured at Fair value.

G. Valuation Methodologies of Financial Instruments not measured at fair value

Below are the methodologies and assumptions used to determine fair values for the above financial instruments which are not recorded and measured at fair value in the Company's financial statements. These fair values were calculated for disclosure purposes only. The below methodologies and assumptions relate only to the instruments in the above tables and, as such, may differ from the techniques and assumptions explained in notes.

Short Term Financial Assets and Liabilities

Carrying amounts of cash and cash equivalents, bank balances other than cash and cash equivalents, trade and other receivables, trade payables approximate the fair value because of their short-term nature. Difference between carrying amounts and fair values of other financials assets and other financial liabilities is not significant in each of the years presented.

Financial assets at amortised cost

The fair values financial assets measured at amortised cost are estimated using a discounted cash flow model based on contractual cash flows using actual or estimated yields and discounting by yields incorporating the counterparties' credit risk.

Issued Debt

The fair value of issued debt is estimated by a discounted cash flow model.

EDEL FINANCE COMPANY LIMITED

TAMBI & JAIPURKAR MUMBAI

47. Risk Management

A. Introduction and risk profile

Risk is an inherent part of Company's business activities. The Company's overall objective is to manage its businesses, and the associated risks, in a manner that balances serving the interests of its customers and investors within the group considering the Company is a CIC and protects the safety and soundness of the Company. In terms of the RBI's Scale Based Regulation ("SBR") framework for Non Banking Financial Companies notified on October 19, 2023, as amended from time to time, the Company has been categorized under the Middle Layer.

The Company believes that effective risk management requires:

1) Acceptance of responsibility, including identification and escalation of risk issues, by all individuals within the Company;
2) Ownership of risk identification, assessment, data and management within each of the lines of business and Corporate; and
3) Firmwide structures for risk governance

The Company strives for continual improvement through efforts to enhance controls, ongoing employee training and development and other measures.

B. Risk Management Structure

We have a well-defined risk management policy framework for risk identification, assessment and control to effectively manage risks associated with the various business activities. The risk function is monitored primarily by the business risk group. The Company has also established a Risk Committee that is responsible for managing the risk arising out of various business activities at a central level.

Our risk management policy ensures that the margin requirements are conservative to be able to withstand market volatility and scenarios of sharply declining prices. As a result, we follow conservative lending norms. The risk monitoring systems to monitor group's credit exposure which is in addition to the monitoring undertaken by the respective businesses.

The Company's board of directors has overall responsibility for the establishment and oversight of the Company's risk management framework. The board has established the Risk Management Committee, which is responsible for developing and monitoring the Company's risk management policies. The Committee holds regular meetings and report to board on its activities.

The Company's risk management committee and audit committee oversees how management monitors compliance with the Company's risk management policies and procedures, and reviews the adequacy of the risk management framework in relation to the risks faced by the Company. The audit committee is assisted in its oversight role by internal audit. Internal audit undertakes both regular and ad hoc reviews of risk management controls and procedures, the results of which are reported to the audit committee.

EDEL FINANCE COMPANY LIMITED

TAMBI & JAIPURKAR CHARTERED ACCOUNTANTS MUMBAI

47. Risk Management

C. Risk mitigation and risk culture

The Company's business processes ensure complete independence of functions and a segregation of responsibilities. Credit appraisal & credit control processes, centralised operations unit, independent audit unit for checking compliance with the prescribed policies and approving loans at transaction level as well as our risk management processes and policies allow layers of multiple checks and verifications.

At all levels of the Company's operations, specifically tailored risk reports are prepared and distributed in order to ensure that all business divisions have access to extensive, necessary and up–to–date information.

It is the Company's policy that a periodic briefing is given to the Board of Directors and all other relevant members of the Company in the utilisation of market limits, proprietary investments and liquidity, plus any other risk developments.

It is the Company's policy to ensure that a robust risk awareness is embedded in its organisational risk culture. Employees are expected to take ownership and be accountable for the risks the Company is exposed to. The Company's continuous training and development emphasises that employees are made aware of the Company's risk appetite and they are supported in their roles and responsibilities to monitor and keep their exposure to risk within the Company's risk appetite limits. Compliance breaches and internal audit findings are important elements of employees' annual ratings and remuneration reviews.

EDEL FINANCE COMPANY LIMITED

TAMBI & JAIPURKAR
MUMBAI
CHARTERED ACCOUNTANTS

47. Risk Management

D. Types of Risks

The Company's risks are generally categorized in the following risk types:

Notes	Risks	Arising from	Measurement, monitoring and management of risk
1	**Credit risk** Credit risk is the risk of financial loss if a customer or counterparty fails to meet an obligation under a contract.	Arises principally from loan financing, dealing in Corporate Bonds, Investments in Mutual Fund, Equity, but also from certain other products such as guarantees and derivatives	Measured as the amount that could be lost if a customer or counterparty fails to make repayments; Monitored using various internal risk management measures and within limits approved by individuals within a framework of delegated authorities; and Managed through a robust risk control framework, which outlines clear and consistent policies, principles and guidance for risk managers.
2	**Liquidity risk** Liquidity risk is the risk that we do not have sufficient financial resources to meet our obligations as they fall due or that we can only do so at an excessive cost.	Liquidity risk arises from mismatches in the timing of cash flows. Arises when illiquid asset positions cannot be funded at the expected terms and when required.	Measured using a range of metrics, including Asset Liability mismatch, Debt Equity Ratio. Regular monitoring of funding levels to ensure to meet the requirement for Business and maturity of our liabilities. Maintain diverse sources of funding and liquid assets to facilitate flexibility in meeting our liquidity requirements of the Company.
3	**Market risk** Market risk is the risk that movements in market factors, such as Interest rates, equity prices and Index prices, will reduce our income or the value of our portfolios	Exposure to market risk is separated into two portfolios: trading and non-trading.	Measured using sensitivities, detailed picture of potential gains and losses for a range of market movements and scenarios. Monitored using measures, including the sensitivity of net interest income. Managed using risk limits approved by the risk management committee.

EDEL FINANCE COMPANY LIMITED

TAMBI & JAIPURKAR CHARTERED ACCOUNTANTS MUMBAI

47. Risk Management

47.D.1 Credit Risk

Credit risk is the risk of financial loss to the Company if a customer or counterparty to a financial instrument fails to meet its contractual obligations, and arises principally from the Company's Trade receivables and Loans. The Company has adopted a policy of dealing with creditworthy counterparties and obtains sufficient collateral, where appropriate, as a means of mitigating the risk of financial loss from defaults. In case the loans are to be restructured, similar credit assessment process is followed by the Company.

The Company's exposure to credit risk is influenced mainly by the individual characteristics of each customer. However, management also considers the factors that may influence the credit risk of its customer base, including the default risk of the industry and country in which customers operate.

The Company manages and controls credit risk by setting limits on the amount of risk it is willing to accept for counterparties and for industry concentrations, and by monitoring exposures in relation to such limits.

Credit quality of a customer is assessed based on its credit worthiness and historical dealings with the Company and market intelligence. Outstanding customer receivables are regularly monitored. The credit quality review process aims to allow the Company to assess the potential loss as a result of the risks to which it is exposed and take corrective actions.

Impairment Assessment:

The Company applies the expected credit loss model for recognising impairment loss. The expected credit loss allowance is computed based on a provision matrix which takes into account historical credit loss experience and adjusted for forward-looking information.

The expected credit loss is a product of exposure at default, probability of default and loss given default. The Company has devised an internal model to evaluate the probability of default and loss given default based on the parameters set out in Ind AS. Accordingly, the loans are classified into various stages as follows:

Internal rating grade	Internal grading description	Stages
Performing		
High grade	0 DPD and 1 to 30 DPD	Stage 1
Standard grade	31 to 90 DPD	Stage 2
Non-performing		
Individually impaired	90+ DPD	Stage 3

EDEL FINANCE COMPANY LIMITED

TAMBI & JAIPURKAR CHARTERED ACCOUNTANTS MUMBAI

Credit loss is the difference between all contractual cash flows that are due to an entity in accordance with the contract and all the cash flows that the entity expects to receive (i.e., all cash shortfalls), discounted at the original EIR. Expected Credit Loss (ECL) computation is not driven by any single methodology, however methodology and approach used must reflect the following:

1) An unbiased and probability weighted amount that evaluates a range of possible outcomes

2) Reasonable and supportable information that is available without undue cost and effort at the reporting date about past events, current conditions and forecasts of future economic conditions;

3) Time value of money

While the time value of money element is currently being factored into ECL measurement while discounting cash flows by the Effective Interest Rate (EIR), the objective of developing a macroeconomic model using exogenous macroeconomic variables (MEVs) is to address the first two requirements. This has been achieved by using the model output to adjust the PD risk component in order to make it forward looking and probability-weighted.

Significant increase in credit risk (SICR)

Company considers a financial instrument defaulted, classified as Stage 3 (credit-impaired) for ECL calculations, in all cases when the borrower becomes 90 days past due. Classification of assets form stage 1 to stage 2 has been carried out based on SICR criterion. Accounts which are more than 30 days past due have been identified as accounts where significant increase in credit risk has been observed. These accounts have been classified as Stage 2 assets. When such events occur, the Company carefully considers whether the event should result in treating the customer as defaulted and therefore assessed as Stage 3 for ECL calculations or whether Stage 2 is appropriate.

Probability of Default

Probability of default (PD) is an estimate of the likelihood of default over a given time horizon. PD estimation process is done based on historical internal data available with the Company. While arriving at the PD, the Company also ensures that the factors that affects the macro economic trends are considered to a reasonable extent, wherever necessary. Company calculates the 12 month PD by taking into account the past historical trends of the Loans/portfolio and its credit performance. In case of assets where there is a significant increase in credit risk / credit impaired assets, lifetime PD has been applied.

Loss Given Default (LGD)

The LGD represents expected losses on the EAD given the event of default, taking into account, among other attributes, the mitigating effect of collateral value at the time it is expected to be realised and the time value of money. The Loss Given Default (LGD) has been computed with workout methodology. Workout LGD is widely considered to be the most flexible, transparent and logical approach to build an LGD model. Along with actual recoveries, value of the underlying collateral has been factored in to estimate future recoveries in LGD computation. Workout LGD computation involves the actual recoveries as well as future recoveries (as a part of the workout process) on a particular facility, as a percentage of balance outstanding at the time of Default/Restructuring. The assessment of workout LGD was then performed. Principal outstanding for each loan was assessed, which went into the denominator of the LGD calculation. LGD computation has been done for each segment and sub-segment separately.

47. Risk Management *(continued)*

47.D.1 Credit Risk *(continued)*

Exposure at Default (EAD)

The amount which the borrower will owe to the portfolio at the time of default is defined as Exposure at Default (EAD). While the drawn credit line reflects the explicit exposure for the Company, there might be variable exposure that may increase the EAD. These exposures are of the nature where the Company provides future commitments, in addition to the current credit. Therefore, the exposure will contain both on and off balance sheet values. The value of exposure is given by the following formula:

EAD = Drawn Credit Line + Credit Conversion Factor * Undrawn Credit Line

Where,

Drawn Credit Line = Current outstanding amount

Credit Conversion Factor (CCF) = Expected future drawdown as a proportion of undrawn amount

Undrawn Credit Line = Difference between the total amount which the Company has committed and the drawn credit line While the drawn exposure and limits for the customer are available, the modelling of CCF is required for computing the EAD

47.D.2 Industry analysis - Risk concentration as at March 31, 2026

Particulars	Financial Services	Others	Total
Financial Assets			
Cash and cash equivalents	998.74	-	**998.74**
Receivables	110.70		**110.70**
Loans	14,622.95	-	**14,622.95**
Investments	75,258.80	-	**75,258.80**
Other financial assets	3.42	-	**3.42**
Total Assets	**90,994.61**	**-**	**90,994.61**

Industry analysis - Risk concentration as at March 31, 2025

Particulars	Financial Services	Others	Total
Financial Assets			
Cash and cash equivalents	231.21	-	**231.21**
Loans	6,596.11	-	**6,596.11**
Investments	69,430.39	-	**69,430.39**
Other financial assets	82.85	-	**82.85**
Total Assets	**76,340.56**	**-**	**76,340.56**

EDEL FINANCE COMPANY LIMITED

TAMBI & JAIPURKAR CHARTERED ACCOUNTANTS

47.D.3 Collateral and other credit enhancements

No collateral is held against the exposure as at March 31, 2026.

The tables below shows the maximum exposure to credit risk by class of financial asset along with details on collaterals held against exposure.

	Maximum exposure to credit risk		
	As at March 31, 2026	As at March 31, 2025	Principal type of collateral
Financial assets			
Cash and cash equivalents	998.74	231.21	
Bank balances other than cash and cash equivalents	-	-	
Receivables	110.70	-	
Loans:			
Corporate Credit	14,622.95	6,596.11	Unsecured
Investments	75,258.80	69,430.39	
Other financial assets	3.42	82.85	
Total Financial Assets	**90,994.61**	**76,340.56**	

EDEL FINANCE COMPANY LIMITED

TAMBI & JAIPURKAR MUMBAI CHARTERED ACCOUNTANTS

47. Risk Management *(Continued)*

47.E Liquidity Risk

Liquidity risk is defined as the risk that the Company will encounter difficulty in meeting obligations associated with financial liabilities that are settled by delivering cash or another financial asset. Liquidity risk arises because of the possibility that the Company might be unable to meet its payment obligations when they fall due as a result of mismatches in the timing of the cash flows under both normal and stress circumstances.

Company has a Liquidity Contingency Policy in place to ensure various liquidity parameters are defined and tracked regularly. Liquidity Management Team is provided with update on expected liquidity shortfalls in Normal as well as Stress scenario.

To manage the stressed circumstances the Company has ensured maintenance of a Liquidity Cushion in the form of Investments in Government Securities, Mutual Funds and Quoted Equity Shares. These assets carry minimal credit risk and can be liquidated in a very short period of time. A liquidity cushion amounting to 5-9% of the borrowings is sought to be maintained through such assets. These would be to take care of immediate obligations while continuing to honour our commitments as a going concern. There are available lines of credit from banks which are drawable on notice which further augment the available sources of funds. Funding is raised through diversified sources including Banks, Private issue of Debt, Sub Debt etc to maintain a healthy mix.

As at March 31, 2026 - Analysis of contractual maturities of financial assets and liabilities

	On Demand	Upto 3 Months	3 to 6 Months	6 Months to 1 year	1 year to 5 years	More than 5 years	Total
Financial Assets							
(a) Cash and cash equivalents	998.74	-	-	-	-	-	**998.74**
(b) Receivables	-	110.70	-	-	-	-	**110.70**
(c) Loans	-	125.68	-	14,497.28	-	-	**14,622.96**
(d) Investments	-	-	1.84	-	60.22	75,196.73	**75,258.79**
(e) Other financial assets	-	-	-	-	3.42	-	**3.42**
Total undiscounted financial assets	**998.74**	**236.38**	**1.84**	**14,497.28**	**63.64**	**75,196.73**	**90,994.61**
Financial Liabilities							
(a) Trade payables	-	260.76	-	-	-	-	**260.76**
(b) Debt securities	-	155.07	-	88.51	43,063.33	-	**43,306.91**
(c) Borrowings (other than debt securities)	-	128.20	-	-	-	18,031.12	**18,159.32**
(d) Other financial liabilities	-	10.00	-	1.89	-	-	**11.89**
Total undiscounted financial liabilities	**-**	**554.03**	**-**	**90.40**	**43,063.33**	**18,031.12**	**61,738.88**
Total net financial assets / (liabilities)	**998.74**	**(317.65)**	**1.84**	**14,406.88**	**(42,999.69)**	**57,165.61**	**29,255.73**

EDEL FINANCE COMPANY LIMITED

TAMBI & JAIPURKAR MUMBAI CHARTERED ACCOUNTANTS

47. Risk Management *(Continued)*

As at March 31, 2025 - Analysis of contractual maturities of financial assets and liabilities

	On Demand	Upto 3 Months	3 to 6 Months	6 Months to 1 year	1 year to 5 years	More than 5 years	Total
Financial Assets							
(a) Cash and cash equivalents	231.21	-	-	-	-	-	**231.21**
(b) Loans	-	330.43	498.00	5,767.68	-	-	**6,596.11**
(c) Investments	-	992.57	-	329.87	27,687.79	40,420.16	**69,430.39**
(d) Other financial assets	-	79.33	-	-	3.52	-	**82.85**
Total undiscounted financial assets	**231.21**	**1,402.33**	**498.00**	**6,097.55**	**27,691.31**	**40,420.16**	**76,340.56**
Financial Liabilities							
(a) Trade payables	-	338.07	-	-	-	-	**338.07**
(b) Debt securities	-	180.11	-	3,910.76	21,055.27	-	**25,146.14**
(c) Borrowings (other than debt securities)	-	317.04	-	-	2,530.30	23,274.68	**26,122.02**
(d) Subordinated Liabilities	-	-	161.12	-	-	-	**161.12**
(e) Other financial liabilities	-	20.40	-	0.01	-	-	**20.41**
Total undiscounted financial liabilities	**-**	**855.62**	**161.12**	**3,910.77**	**23,585.57**	**23,274.68**	**51,787.76**
Total net financial assets / (liabilities)	**231.21**	**546.71**	**336.88**	**2,186.78**	**4,105.74**	**17,145.48**	**24,552.80**

EDEL FINANCE COMPANY LIMITED

TAMBI & JAIPURKAR CHARTERED ACCOUNTANTS MUMBAI

47. Risk Management

47.F Market Risk (continued)

Interest Rate Risk

The principal risk to which non-trading portfolios are exposed is the risk of loss from fluctuations in the future cash flows or fair values of financial instruments because of a change in market interest rates. Interest rate risk is managed principally through monitoring interest rate gaps and by having pre-approved limits for repricing bands.

Asset Liability Committee (ALCO) is the monitoring body for compliance with these limits. ALCO reviews the interest rate gap statement and the mix of floating and fixed rate assets and liabilities. Balance Sheet Management Unit is in-charge for day to day management of interest rate risk.

Interest rate risk arises from the possibility that changes in interest rates will affect future cash flows or the fair values of financial instruments. The Board has established limits on the non–trading interest rate gaps for stipulated periods. The Company's policy is to monitor positions on a daily basis and hedging strategies are used to ensure positions are maintained within the established limits.

The following table demonstrates the sensitivity to a reasonably possible change in interest rates (all other variables being constant) of the Company's statement of profit and loss and equity. The sensitivity of the statement of profit and loss is the effect of the assumed changes in interest rates on the profit or loss for a year, based on the floating rate non–trading financial assets and financial liabilities held at March 31, 2026 and at March 31, 2025.

Interest rate sensitivity

As at March 31, 2026

Particulars	Increase in basis points	Sensitivity of Profit	Sensitivity of Equity	Decrease in basis points	Sensitivity of Profit	Sensitivity of Equity
Loans	25	36.70	-	25	(36.70)	-
Borrowings	25	(45.40)	-	25	45.40	-

As at March 31, 2025

Particulars	Increase in basis points	Sensitivity of Profit	Sensitivity of Equity	Decrease in basis points	Sensitivity of Profit	Sensitivity of Equity
Loans	25	16.56	-	25	(16.56)	-
Borrowings	25	(65.31)	-	25	65.31	-

EDEL FINANCE COMPANY LIMITED

TAMBI & JAIPURKAR MUMBAI CHARTERED ACCOUNTANTS

47. Risk Management *(Continued)*

47.F Market Risk

Market risk is the risk which can affect the Company's income or the value of its holdings of financial instruments due to adverse movements in market prices of instrument due to interest rates, equity prices, foreign exchange rates and credit spreads. The objective of the Company's market risk management is to manage and control market risk exposures within acceptable parameters. The Company separates its exposure to market risks between trading and non-trading portfolios.

Total market risk exposure

Below table shows total market risk exposure of financial assets liabilities and financial liabilities with primary risk associated with class of respective financial assets.

	As at March 31, 2026			As at March 31, 2025			
Particulars	**Carrying Amount**	**Traded Risk**	**Non traded risk**	**Carrying Amount**	**Traded Risk**	**Non traded risk**	**Primary market risk sensitivity**
Financial Assets							
Investments	**75,258.80**	-	75,258.80	**69,430.39**	-	69,430.39	Price risk, Interest rate risk

EDEL FINANCE COMPANY LIMITED

TAMBI & JAIPURKAR CHARTERED ACCOUNTANTS MUMBAI

48. CORE INVESTMENT COMPANY ("CIC") COMPLIANCE RATIOS :

Particulars	As at March 31, 2026	As at March 31, 2025
a) Investments & loans to group companies as a proportion of Net Assets (%)	99.45%	99.63%
b) Investments in equity shares and compulsorily convertible instruments of group companies as a proportion of Net Assets (%)	83.21%	90.87%
c) Capital Adequacy Ratio (%) [Adjusted Net worth / Risk Weighted Assets]	32.93%	31.64%
d) Leverage Ratio (Times) [Outside liabilities / Adjusted Networth]	2.09	2.14
Components of ANW:		
i) Unrealized appreciation in the book value of quoted investments	8.59	10.42
ii) Diminution in the aggregate book value of quoted investments	-	-

Business Ratios

Particulars	As at March 31, 2026	As at March 31, 2025
a) Return on Equity (RoE)	7.40%	-0.12%
b) Return on Assets (RoA)	2.42%	-0.04%
c) Net profit per employee	745.35	-10.80

Off Balance Sheet Exposure

Particulars	As at March 31, 2026	As at March 31, 2025
a) Off balance sheet exposure	-	114.88
b) Financial Guarantee as a % of total off-balance sheet exposure	-	-
c) Non-Financial Guarantee as a% of total off-balance sheet exposure	-	-
d) Off balance sheet exposure to overseas subsidiaries	-	-
e) Letter of Comfort issued to any subsidiary	-	-

49. Exposure

49.A Exposure to real estate sector

Particulars	As at March 31, 2026	As at March 31, 2025
a) Direct Exposures		
(i) Residential Mortgages - Lending fully secured by Mortgages on residential property that is or will be occupied by the borrower or that is rented property that is or will be occupied by the borrower or that is rented - of which housing loans eligible for inclusion in priority sector advances are rendered	-	-
(ii) Commercial Real Estate- Lending secured by mortgages on commercial real estate (office buildings, retail space, multi purpose commercial premises, multi family residential buildings,multi tenanted commercial premises, industrial or warehouse space, hotels, land acquisition, development and construction, etc.). Exposure would also include non fund based (NFB) limit	-	-
(iii) Investments in Mortgage Backed Securities (MBS) and other securitised exposures –		
a. Residential	-	-
b. Commercial Real Estate	-	-
b) Indirect Exposures		
Fund based and non-fund based exposures on National Housing Bank (NHB) and Housing Finance Companies (HFCs). (Equity Investments)	2,934.53	2,934.53
Total exposure to Real Estate Sector	**2,934.53**	**2,934.53**

EDEL FINANCE COMPANY LIMITED

TAMBI & JAIPURKAR CHARTERED ACCOUNTANTS MUMBAI

49.B Exposure to capital market

Particulars	As at March 31, 2026	As at March 31, 2025
i) Direct investment in equity shares, convertible bonds, convertible debentures and units of equity oriented mutual funds the corpus of which is not exclusively invested in corporate debt.	-	-
ii) Advances against shares/bonds/debentures or other securities or on clean basis to individuals for investment in shares (including IPOs/ ESOPs), convertible bonds, convertible debentures, and units of equity oriented mutual funds	-	-
iii) Advances for any other purposes where shares or convertible bonds or convertible debentures or units of equity oriented mutual funds are taken as primary security	-	-
iv) Advances for any other purposes to the extent secured by the collateral security of shares or convertible bonds or convertible debentures or units of equity oriented mutual funds i.e. where the primary security other than shares/ convertible bonds/convertible debentures/units of equity oriented mutual funds does not fully cover the advances.	-	-
v) Secured and unsecured advances to stockbrokers and guarantees issued on behalf of stockbrokers and market makers.	-	-
vi) Loans sanctioned to corporates against the security of shares / bonds / debentures or other securities or on clean basis for meeting promoter's contribution to the equity of new companies in anticipation of raising resources.	-	-
vii) Bridge loans to companies against expected equity flows / issues	-	-
viii) Underwriting commitments taken up by the NBFCs in respect of primary issue of shares or convertible bonds or convertible debentures or units of equity oriented mutual funds	-	-
ix) Financing to stockbrokers for margin trading	-	-
x) All exposures to Alternative Investment Funds:		
(a) Category I	-	-
(b) Category II	-	-
(c) Category III	-	-
Total exposure to capital market	-	-

49.C Sectoral exposure

Sectors	Agriculture and	Industry	Services	Personal Loans	Others
As at March 31, 2026					
Total Exposure (includes on balance sheet and off balance sheet exposure)	-	-	-	-	14,622.95
Gross NPAs	-	-	-	-	-
Percentage of Gross NPAs to total exposure in that sector	-	-	-	-	0%
As at March 31, 2025					
Total Exposure (includes on balance sheet and off balance sheet exposure)	-	-	-	-	6,596.11
Gross NPAs	-	-	-	-	-
Percentage of Gross NPAs to total exposure in that sector	-	-	-	-	0%

EDEL FINANCE COMPANY LIMITED

TAMBI & JAIPURKAR MUMBAI CHARTERED ACCOUNTANTS

50. Disclosure of details as required by RBI/DNBR/2016-17/39 i.e. Master Direction - Core Investment Companies (Reserve Bank) Directions, 2016 dated August 25, 2016 (as amended from time to time)

Liabilities Side:

Particulars	Amount Outstanding as at		Amount Overdue as at	
	March 31, 2026	March 31, 2025	March 31, 2026	March 31, 2025
1) Loans and advances availed by the CIC inclusive of interest accrued thereon but not paid				
a) Debentures: (other than those falling within the meaning of Public deposits)				
(i) Secured	29,456.82	13,365.96	-	-
(ii) Unsecured	13,850.09	11,780.18	-	-
b) Deferred Credits		-	-	-
c) Term Loans	-	-	-	-
d) Inter-corporate loans and borrowing	18,159.32	26,122.02	-	-
e) Commercial Paper	-	-	-	-
f) Other loans (Bank overdraft)	-	-	-	-
g) Other loans (Subordinated liabilities)	-	161.12	-	-

50. Disclosure of details as required by RBI/DNBR/2016-17/39 i.e. Master Direction - Core Investment Companies (Reserve Bank) Directions, 2016 dated August 25, 2016 (as amended from time to time) (continued)

Assets Side:

Particulars	Amount Outstanding as at	
	March 31, 2026	March 31, 2025
2) Break up of Loans and Advances		
a) Secured	-	-
b) Unsecured	14,622.95	6,596.11
3) Break up of Leased Assets and stock on hire and other assetscounting towards AFC activities		
i) Lease assets including lease rentals	-	-
(a) Financial Lease	-	-
(b) Operating Lease	-	-
ii) Stock on hire including hire charges	-	-
(a) Assets on hire	-	-
(b) Repossessed assets	-	-
iii) Other loans counting towards Asset	-	-
(a) Loans where assets have been	-	-
(b) Loans other than (a) above	-	-
4) Break up of Investments		
Current Investments:		
1. Quoted:		
(i) Shares:	-	-
(a) Equity	-	-
(b) Preference	-	-
(ii) Debentures and Bonds	-	-
(iii) Units of Mutual Funds	-	-
(iv) Government Securities	-	-
(v) Others	-	-
2. Unquoted:		
(i) Shares:	-	-
(a) Equity	-	-
(b) Preference	-	-
(ii) Debentures and Bonds	-	-
(iii) Units of Mutual Funds	-	-
(iv) Government Securities	-	-
(v) Others	-	-

EDEL FINANCE COMPANY LIMITED

TAMBI & JAIPURKAR MUMBAI CHARTERED ACCOUNTANTS

Long term Investments:		
1. Quoted:		
(i) Shares:	-	-
(a) Equity	-	-
(b) Preference	-	-
(ii) Debentures and Bonds	62.06	85.90
(iii) Units of Mutual Funds	-	-
(iv) Government Securities	-	-
(v) Others	-	-
2. Unquoted:		
(i) Shares:		
(a) Equity (refer note 1)	75,176.74	69,324.49
(b) Preference	20.00	20.00
(ii) Debentures and Bonds	-	-
(iii) Units of Mutual Funds	-	-
(iv) Government Securities	-	-
(v) Others	-	-

Notes:
Unquoted equity include investment in equity, compulsory convertible debentures and compulsory convertible preference shares.

50. Disclosure of details as required by RBI/DNBR/2016-17/39 i.e. Master Direction - Core Investment Companies (Reserve Bank) Directions, 2016 dated August 25, 2016 (as amended from time to time) (continued)

5) Borrower group-wise classification of assets financed as in (2) and (3) above :

For 2025-26

Category	Amount net of provisions		
	Secured	Unsecured	Total
1. Related party			
a) Subsidiaries	-	11,556.82	11,556.82
b) Companies in the same group	-	3,066.13	3,066.13
2. Other than related parties	-	-	-
Total	**-**	**14,622.95**	**14,622.95**

For 2024-25

Category	Amount net of provisions		
	Secured	Unsecured	Total
1. Related party			
a) Subsidiaries	-	3,963.83	3,963.83
b) Companies in the same group	-	2,632.28	2,632.28
2. Other than related parties	-	-	-
Total	**-**	**6,596.11**	**6,596.11**

EDEL FINANCE COMPANY LIMITED

TAMBI & JAIPURKAR MUMBAI CHARTERED ACCOUNTANTS

6) Investor group-wise classification of

Category	As at March 31, 2026		As at March 31, 2025	
	Market Value / Breakup Value or Fair Value or NAV	Book Value (Net of Provisions)	Market Value / Breakup Value or Fair Value or NAV	Book Value (Net of Provisions)
1. Related party				
a) Subsidiaries	66,410.22	66,410.22	59,754.33	59,754.33
b) Companies in the same group	8,848.58	8,848.58	9,676.06	9,676.06
2. Other than related parties	-	-	-	-
Total	**75,258.80**	**75,258.80**	**69,430.39**	**69,430.39**

6.1) Investment in other CICs

Total amount representing any direct or indirect capital contribution made by one CIC in another CIC is Nil

6.2) Investments and movement in provision

Particulars	As at March 31, 2026	As at March 31, 2025
1. Value of Investments		
i) Gross Value of Investments		
a) In India	75,258.80	70,030.81
b) Outside India	-	-
ii) Provisions for Depreciation/ Allowance for impairment		
a) In India	-	600.42
b) Outside India	-	-
iii) Net Value of Investments		
a) In India	75,258.80	69,430.39
b) Outside India	-	-
2. Movement of provisions held towards depreciation/ Allowance for impairment on investments		
i) Opening balance	600.42	-
ii) Add : Provisions made during the year	-	600.42
iii) Less : Write-off / write-back of excess provisions during the year	(600.42)	-
iv) Closing balance	-	600.42

50. Disclosure of details as required by RBI/DNBR/2016-17/39 i.e. Master Direction - Core Investment Companies (Reserve Bank) Directions, 2016 dated August 25, 2016 (as amended from time to time) (continued)

7) Other information

Particulars	Amount Outstanding as at	
	March 31, 2026	March 31, 2025
(i) Gross Non-Performing Assets		
(a) Related Parties	-	-
(b) Other than Related Parties	-	-
(ii) Net Non-Performing Assets		
(a) Related Parties	-	-
(b) Other than Related Parties	-	-
(iii) Assets acquired in satisfaction of	-	-

EDEL FINANCE COMPANY LIMITED

TAMBI & JAIPURKAR CHARTERED ACCOUNTANTS MUMBAI

51. Disclosure on liquidity risk

As required in terms of paragraph 3 of RBI Circular RBI/2019-20/88 DOR.NBFC (PD) CC. No.102/03.10.001/2019-20 dated November 4, 2019 on Liquidity Risk Management Framework for Non-Banking Financial Companies and Core Investment Companies.

1. Funding concentration based on significant counterparty (borrowings)

As at March 31, 2026

Number of significant counterparties*	Amount	% of Total Deposits	% of Total Liabilities
9	37,939.62	NA	61.18%
Total	**37,939.62**	-	**61.18%**

As at March 31, 2025

Number of significant counterparties*	Amount	% of Total Deposits	% of Total Liabilities
8	43,022.88	NA	81.95%
Total	**43,022.88**	-	**81.95%**

** "Significant counterparty" is defined as a single counterparty or group of connected or affiliated counterparties accounting in aggregate for more than 1% of the NBFC-NDSI's total liabilities.*

2. Top 20 large deposits

The Company being a Systemically Important Non-Deposit taking Non-Banking Financial Company registered with Reserve Bank of India got converted into Core Investment Company (CIC) as NBFC-CIC-ND-SI, does not accept public deposits.

3. Top 10 borrowings (amount in ₹ millions and % of total borrowings)

As at March 31, 2026

Particulars	Amount*	% of Total Borrowings**
Top 10 Investors	38,455.72	62.56%

As at March 31, 2025

Particulars	Amount*	% of Total Borrowings**
Top 10 Investors	43,812.88	85.19%

** Represents principal amount*
*** Total borrowings represents debt securities + borrowings (other than debt securities) + subordinated liabilities*

4. Funding concentration based on significant instrument / product

As at March 31, 2026

Name of the instrument / product	Amount	% of Total Liabilities
Debt securities	43,306.91	**69.84%**
Intra Group borrowings	18,159.32	**29.28%**

As at March 31, 2025

Name of the instrument / product	Amount	% of Total Liabilities
Debt securities	25,146.14	**47.90%**
Intra Group borrowings	26,122.02	**49.76%**

EDEL FINANCE COMPANY LIMITED

TAMBI & JAIPURKAR MUMBAI CHARTERED ACCOUNTANTS

51. Disclosure on liquidity risk (continued)

5. Stock Ratios

Particulars	As at March 31, 2026	As at March 31, 2025
Commercial papers as a % of total public funds	0.00%	0.00%
Commercial papers as a % of total liabilities	0.00%	0.00%
Commercial papers as a % of total assets	0.00%	0.00%
Non-convertible debentures (original maturity of less than one year) as a % of total public funds	0.00%	0.00%
Non-convertible debentures (original maturity of less than one year) as a % of total liabilities	0.00%	0.00%
Non-convertible debentures (original maturity of less than one year) as a % of total assets	0.00%	0.00%
Other short term liabilities *		
Other short-term liabilities, if any as a % of total public funds**	0.89%	0.00%
Other short-term liabilities, if any as a % of total liabilities***	0.88%	0.00%
Other short-term liabilities, if any as a % of total assets	0.59%	0.00%

* "Other short-term liabilities" refers to liabilities of short term nature excluding debt securities and borrowings.
** "Total public funds" refers to the aggregate of Debt securities, Borrowing (other than debt securities) and Subordinated liabilities.
*** "Total liabilities " refers to total external liabilities (i.e. excluding total equity).

6. Institutional set-up for liquidity risk management

The Asset-Liability gap is being monitored from time to time to overcome the asset-liability mismatches, interest risk exposure, etc, if any. The Liquidity risk emanates from the possible mismatches due to differences in maturity and repayment profile of assets and liabilities. The Company ensures that the credit and investment exposure are only with the group companies and are within the statutory limits as prescribed by the Reserve Bank of India from time to time. The Company will continue to get support from the Holding Company in the form of equity infusion and the necessary support to repay its dues on a timely basis.

EDEL FINANCE COMPANY LIMITED

TARDI & JAIPURKAR MUMBAI

Regulatory disclosure of Core Investment Company (CIC)

52. Disclosure pursuant to Reserve Bank of India notification DOR (NBFC).CC.PD.No. 109/22.10.106/2019-20 dated March 13, 2020 pertaining to Asset Classification as per RBI Norms

As per the RBI circular RBI/2019-20/170 dated 13th March, 2020, where impairment allowance under Ind AS 109 is lower than the provisioning required under IRACP (including standard asset provisioning), NBFCs (CICs) shall appropriate the difference from their net profit or loss after tax to a separate 'Impairment Reserve'. Further, no withdrawals shall be permitted from this reserve without prior permission from the RBI.

As at March 31, 2026

Asset Classification as per RBI Norms	Asset classification as per Ind AS 109	Gross Carrying Amount as per Ind AS	Loss Allowances (Provisions) as required under Ind AS 109	Net Carrying Amount	Provisions required as per IRACP norms	Difference between Ind As 109 Provisions and IRACP norms
		A	B	C = A - B	D	E = B - D
Performing Assets						
Standard	Stage 1	14,681.68	58.73	14,622.95	58.73	-

As at March 31, 2025

Asset Classification as per RBI Norms	Asset classification as per Ind AS 109	Gross Carrying Amount as per Ind AS	Loss Allowances (Provisions) as required under Ind AS 109	Net Carrying Amount	Provisions required as per IRACP norms	Difference between Ind As 109 Provisions and IRACP norms
		A	B	C = A - B	D	E = B - D
Performing Assets						
Standard	Stage 1	6,622.60	26.49	6,596.11	26.49	-

53. Asset Liability Management -Maturity

As at March 31, 2026

Particulars	Liabilities		Assets	
	Market borrowings	Inter group borrowings	Advance*	Investments
0 day to 7 days	-	-	-	-
8 days to 14 days	-	-	-	-
15 days to 30/31 days (One month)	-	128.20	125.67	-
Over one month and upto 2 months	-	-	-	-
Over two months and upto 3 months	155.07	-	-	-
Over 3 months and upto 6 months	-	-	-	1.84
Over 6 months and upto 1 year	88.51	-	14,497.28	-
Over 1 year and upto 3 years	34,663.33	-	-	60.22
Over 3 years and upto 5 years	8,400.00	-	-	-
Over 5 years	-	18,031.12	-	75,196.74
Total	**43,306.91**	**18,159.32**	**14,622.95**	**75,258.80**

Note:

a. The maturity bucketing presented in the above table is based on the static balance sheet position as at March 31, 2026 and has been prepared in accordance with the applicable Asset Liability Management ("ALM") guidelines.

b. Borrowings from the parent / Group companies have been disclosed in the maturity bucket of over five years, in accordance with the terms of the respective contractual arrangements.

c. Further, based on the contractual arrangements with the parent / Group companies, the Company has the ability to roll over its long term group liabilities. Such expected inflows are anticipated to support and strengthen the Company's overall liquidity position. After considering expected inflows and mitigating management measures in the 1–3 year maturity bucket of ₹ 25,000 millions and 3–5 year maturity bucket of ₹ 3,750 millions, the Company maintains a positive liquidity position across all maturity buckets.

d. Expected inflows and mitigating management measures considered in the above liquidity analysis include, inter alia, fresh issuances of Non Convertible Debentures (NCDs), additional borrowings from parent / Group companies, and monetisation of investments held in subsidiaries.

EDEL FINANCE COMPANY LIMITED

TAMBI & JAIPURKAR MUMBAI CHARTERED ACCOUNTANTS

Edel Finance Company Limited

Notes to the financial statements for the year ended March 31, 2026

(Currency: Indian rupees in millions)

Regulatory disclosure of Core Investment Company (CIC)

As at March 31, 2025

Particulars	Liabilities		Assets	
	Market borrowings	Inter group borrowings	Advance*	Investments
0 day to 7 days	25.04	-	-	473.98
8 days to 14 days	-	-	-	-
15 days to 30/31 days (One month)	-	317.04	131.23	518.59
Over one month and upto 2 months	-	-	-	-
Over two months and upto 3 months	155.07	-	199.20	-
Over 3 months and upto 6 months	161.12	-	498.00	-
Over 6 months and upto 1 year	3,910.76	-	5,767.68	329.87
Over 1 year and upto 3 years	20,196.77	2,530.30	-	27,687.79
Over 3 years and upto 5 years	858.50	-	-	-
Over 5 years	-	23,274.68	-	40,420.16
Total	**25,307.26**	**26,122.02**	**6,596.11**	**69,430.39**

*Advance are Gross of ECL provision.

54. Provisions and Contingencies:

Break up of 'Provisions and Contingencies' shown under the head Expenditure in Profit and Loss Account:

Particulars	As at March 31, 2026	As at March 31, 2025
Provisions for depreciation on investment/ Allowance for impairment	(55.71)	600.42
Provision towards non-performing assets	-	-
Provision on doubtful debts	55.18	-
Provision made towards Income tax (shown below profit before tax)		
Current tax	(509.54)	820.62
Deferred tax	1,282.84	(743.42)
Current tax relating to earlier years	-	-
Impact of change in the rate on opening deferred tax	-	-
Other provision and contingencies:		
Provision for standard assets	32.24	26.39

55. Miscellaneous

I) Registration obtained from other financial sector regulators: No registration has been obtained from other financial sector regulators.

II) Penalties imposed by RBI and other regulators: No penalties have been imposed by RBI or other regulators during the year. (Previous Year: NIL)

III) Ratings assigned by credit rating agencies and migration of ratings during the year:

As at March 31, 2026

Instrument category	CRISIL	ICRA	CARE	Brickworks	Acuite	Infomerics
i) Long Term Instruments						
Rating	A+/Stable	A+/Stable	A/Stable	A+/Stable	A+/Stable	-
Amount	45,069.90	15,170.00	2,000.00	2,720.00	7,000.00	-
ii) Short Term Instruments						
Rating	A1+	A1+	-	A1	A1+	A1+
Amount	15,000.00	-	-	10,000.00	6,500.00	9,000.00
iii) Market link debentures - Long term						
Rating	PPMLD A+/Stable	PPMLD A+/Stable	PP-MLD A/Stable	-	-	-
Amount	12,744.20	4,992.20	6,458.20	-	-	-
iv) Market link debentures - Short term						
Rating	PPMLD A1+	-	-	-	-	-
Amount	3,000.00	-	-	-	-	-

EDEL FINANCE COMPANY LIMITED

TAMBI & JAIPURKAR CHARTERED ACCOUNTANTS MUMBAI

Regulatory disclosure of Core Investment Company (CIC)

As at March 31, 2025

Instrument category	CRISIL	ICRA	CARE	Brickworks	Acuite	Infomerics
i) Long Term Instruments						
Rating	A+/Stable	A+/Stable	A/Stable	A+/Rating watch with negative implications	A+/Rating watch with negative implications	-
Amount	23,241.30	5,320.00	2,000.00	2,720.00	2,000.00	-
ii) Short Term Instruments						
Rating	A1+	-	-	A1/Rating watch with negative implications	A1+/Rating watch with negative implications	A1+
Amount	15,000.00	-	-	10,000.00	6,500.00	9,000.00
iii) Market link debentures - Long term						
Rating	PPMLD A+/Stable	PPMLD A+/Stable	PP-MLD A/Stable	-	-	-
Amount	12,744.20	992.20	1,458.20	-	-	-
iv) Market link debentures - Short term						
Rating	PPMLD A1+	-	-	-	-	-
Amount	3,000.00	-	-	-	-	-

56. Other Additional Regulatory Information

56. 1 Title deeds of Immovable Properties not held in name of the Company
The Company do not have any immovable properties where title deeds are not held in the name of the company.

56. 2 Loans and Advances
There are no loans or advances in the nature of loans which are granted to promoters, directors, KMPs and the related parties (as defined under the Companies Act, 2013), either severally or jointly with any other person that are:
(a) repayable on demand or
(b) without specifying any terms or period of repayment

56. 3 Details of Benami Property held
The Company do not have any benami property, where any proceeding has been initiated or pending against the company for holding any Benami property.

56. 4 Security of current assets against borrowings
The Company has no borrowings from banks or financial institutions on the basis of security of current assets.

56. 5 Wilful Defaulter
The Company is not declared as wilful defaulter by any bank or financial Institution or other lender.

56. 6 Relationship with Struck off Companies
The Company do not have any transactions with companies struck off.

56. 7 Registration of charges or satisfaction of charges with Registrar of Companies (ROC)
The Company do not have any charges or satisfaction which is yet to be registered with ROC beyond the statutory period.

56. 8 Undisclosed income
The Company have not any such transaction which is not recorded in the books of accounts that has been surrendered or disclosed as income during the year in the tax assessments under the Income Tax Act, 1961 (such as, search or survey or any other relevant provisions of the Income Tax Act, 1961).

56. 9 Details of Crypto Currency or Virtual Currency
The Company has not traded or invested in Crypto currency or Virtual Currency during the current financial year and any of the previous financial years.

56. 10 Compliance with number of layers of companies
The company has complied with the number of layers prescribed under clause (87) of section 2 of the Act read with Companies (Restriction on number of Layers) Rules, 2017.

56. 11 The Government of India, vide notification dated November 21, 2025, has notified the new Labour Code, basis which the Company has reassessed its employee benefit obligations based on the revised definition of wages and expanded eligibility criteria. Accordingly, based on actuarial valuation and management estimates, the Company has recognized an incremental expense of ₹ 0.73 millon on account of past service cost in accordance with Ind AS19 –Employee Benefits. The Company continues to monitor developments relating to the implementation of the New Labour Codes and will review its estimates and assumptions as further clarifications and Rules are notified.

56. 12 During the year, Nuvama Clearing Services Limited ("NCSL"), a former associate of the Holding Company, received a favourable order from the Hon'ble High Court dated February 26, 2026, directing the release of unencumbered assets of the Company amounting to ₹2,889.70 million.

The said order conclusively resolves the matter that was previously under review and confirms the release of the related unencumbrances. Accordingly, the financial statements and the relevant disclosures have been appropriately updated to reflect the release of such unencumbered assets.



57. Figures for the previous year have been regrouped/ reclassified wherever necessary to confirm to current year presentation.

As per our report of even date attached

For Tambi and Jaipurkar
Chartered Accountants
ICAI Firm Registration Number: 115954W

CA Vinod Tambi
Partner
Membership No: 036972

Mumbai, April 28, 2026

For and on behalf of the Board of Directors

Ananya Suneja
Executive Director
DIN : 07297081

Priyadeep Chopra
Non-executive Director
DIN: 00079353

Vyapak Shrivastava
Chief Financial Officer

Tarun Khurana
Company Secretary
Membership No. 12344

Mumbai, April 28, 2026

NOTICE OF THE 37TH ANNUAL GENERAL MEETING

NOTICE IS HEREBY GIVEN THAT THE 37TH ANNUAL GENERAL MEETING OF THE MEMBERS OF EDEL FINANCE COMPANY LIMITED WILL BE HELD ON WEDNESDAY, SEPTEMBER 30, 2026 AT 4:00 P.M. AT THE REGISTERED OFFICE OF THE COMPANY AT EDELWEISS HOUSE, OFF CST ROAD, KALINA, MUMBAI – 400 098, TO TRANSACT THE FOLLOWING BUSINESS:

ORDINARY BUSINESS:

1. To consider and adopt:-

   a. the audited Financial Statements of the Company for the financial year ended March 31, 2026, together with the Report of the Board and the Auditors thereon; and

   b. the audited Consolidated Financial Statements of the Company for the financial year ended March 31, 2026, together with the Report of the Auditors thereon.

2. To appoint a Director in place of Ms. Vidya Shah (DIN: 00274831), who retires by rotation and, being eligible, offered herself for re-appointment.

For and on behalf of the Board of Directors
EDEL FINANCE COMPANY LIMITED

Tarun Khurana
Company Secretary
(Membership No. A12344)

Mumbai, September 4, 2026

Registered Office:
Edelweiss House, Off C.S.T. Road,
Kalina, Mumbai – 400 098.

CIN: U65920MH1989PLC053909
Email: cs@edelweissfin.com
Website: www.edelfinance.edelweissfin.com

NOTES:

1. **A MEMBER ENTITLED TO ATTEND AND VOTE AT THE MEETING IS ENTITLED TO APPOINT A PROXY TO ATTEND AND VOTE INSTEAD OF HIMSELF AND SUCH PROXY NEED NOT BE A MEMBER OF THE COMPANY. PROXIES, IN ORDER TO BE EFFECTIVE MUST BE RECEIVED BY THE COMPANY NOT LESS THAN 48 HOURS BEFORE THE MEETING.**

   A person can act as proxy on behalf of Members not exceeding fifty (50) and holding in aggregate not more than 10% of the total share capital of the Company. In case a proxy is proposed to be appointed by a Member holding more than 10% of the total share capital of the Company carrying voting rights, then such proxy shall not act as a proxy for any other person or shareholder.

2. Corporate members intending to send their authorised representatives to attend the Meeting are requested to send to the Company a certified copy of the Board Resolution authorizing their representative to attend and vote on their behalf at the Meeting.

3. Pursuant to the Secretarial Standard on General Meetings (SS-2) issued by the Institute of Company Secretaries of India, information in respect of the Director seeking re-appointment at the Meeting is given in the Annexure to the Notice.

4. The Statutory Registers of the Company will be available for inspection by the Members at the AGM of the Company during the business hours on all working days up to the date of the AGM.

5. A Route Map along with Prominent Landmark for easy location to reach the venue of Meeting is annexed herewith.

Details of Directors seeking re-appointment at the 37th Annual General Meeting pursuant to Secretarial Standard on General Meetings (SS-2):

Name	**Ms. Vidya Shah**
DIN	00274831
Date of Birth	June 18, 1966
Age	59 years
Date of first Appointment	May 28, 2021
Brief details of experience and nature of expertise in specific functional area	Over three decades of experience in the financial services sector
Qualification	Post Graduate Diploma in Management from the Indian Institute of Management (IIM), Ahmedabad
Terms and Conditions of Re-appointment	Re-appointed as an Executive Director, liable to retire by rotation
Remuneration to be paid	Entitled for payment of Salary, Perquisites and Bonus as approved by the Members at the Extraordinary General Meeting held on May 28, 2026
Remuneration last drawn (FY 2025-26)	Refer Corporate Governance Report forming part of the Annual Report
No. of Board Meetings attended during the year ended March 31, 2026	6
Directorship in other Companies (Public Limited Companies)	• Edelweiss Financial Services Limited • Edelgive Foundation • Edelweiss Asset Reconstruction Company Limited • Vardhman Special Steels Limited

Listed entities from which the Director resigned in the past three years	None
Memberships / Chairmanships of Committees (includes only Audit Committee / Stakeholders Relationship Committee in other companies)	• Member of the Audit Committee of Edelweiss Asset Reconstruction Company Limited and Vardhman Special Steels Limited • Chairperson of Stakeholders' Relationship Committee of Edelweiss Asset Reconstruction Company Limited
Relationship between Directors inter-se and Key Managerial Personnel of the Company	None
No. of shares held in the Company including shareholding as a beneficial owner	None

Route Map of the venue of the 37th Annual General Meeting (AGM) of Edel Finance Company Limited to be held on September 30, 2026

AGM Venue: -
Edelweiss House, Off. CST Road, Kalina, Mumbai – 400 098

Prominent Landmark: -
Near Mumbai University, Kalina, Mumbai – 400 098

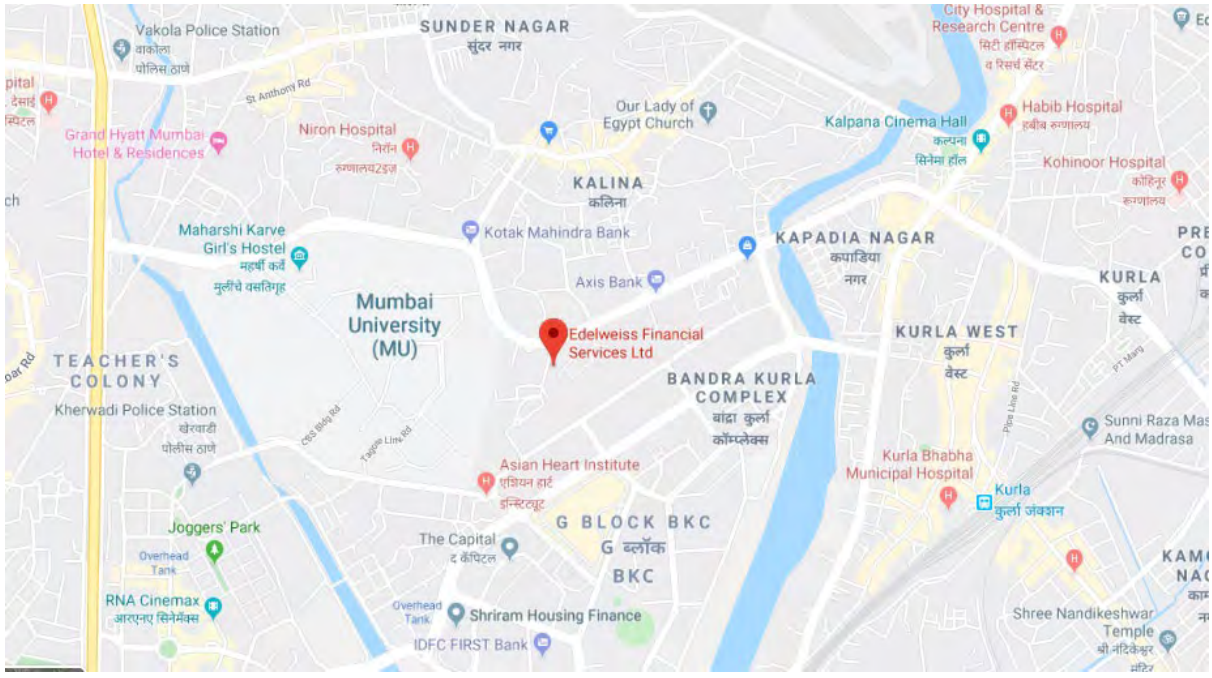

PROXY FORM

[Pursuant to Section 105(6) of the Companies Act, 2013 and rule 19(3) of the Companies (Management and Administration) Rules, 2014]

Edel Finance Company Limited
Corporate Identity No. (CIN): U65920MH1989PLC053909
Registered office: Edelweiss House, Off C.S.T. Road,
Kalina, Mumbai – 400 098.
Email: cs@edelweissfin.com

Folio No./ Depository A/c No. _____

I/We, being the member (s) of …… Shares of the above named company, hereby appoint:

1. Name	2. Name	3. Name
Address	Address	Address
E-mail Id	E-mail Id	E-mail Id
Signature ……, or failing him	Signature ……, or failing him	Signature ……

as my/our proxy to attend and vote (on a poll) for me/us and on my/our behalf at the 37th Annual General Meeting of the Company, to be held on Wednesday, September 30, 2026 at 4:00 p.m. at the Registered Office of the Company at Edelweiss House, Off CST Road, Kalina, Mumbai – 400 098 and at any adjournment thereof in respect of such resolutions as are indicated below:

Sr. No.	Resolution	For	Against
	ORDINARY BUSINESS:		
1.	To consider and adopt:- a. the audited Financial Statements of the Company for the financial year ended March 31, 2026, together with the Report of the Board and the Auditors thereon; b. the audited Consolidated Financial Statements of the Company for the financial year ended March 31, 2026, together with the Report of the Auditors thereon.		
2.	To appoint a Director in place of Ms. Vidya Shah (DIN: 00274831) who retires by rotation and, being eligible, offered herself for re-appointment.		

Signed this……. day of……. 2026.

Affix Revenue Stamp

Signature of shareholder:_____

Signature of Proxy holder(s):_____

Note: This form of proxy in order to be effective should be duly completed and deposited at the Registered Office of the Company, not less than 48 hours before the commencement of the Meeting.

Edel Finance Company Limited
Corporate Identity No. (CIN): U65920MH1989PLC053909
Registered office: Edelweiss House, Off C.S.T. Road, Kalina, Mumbai – 400 098

ATTENDANCE SLIP
37th Annual General Meeting – Wednesday, September 30, 2026 at 4:00 p.m.

Folio No. /Client ID No./ DP Id No.	
No. of shares	

I/we certify that I/we am/are a Registered Member/Authorised Representative of Registered Member under Section 113 of the Companies Act, 2013 /Proxy for Registered Member of Edel Finance Company Limited.

I/we hereby record my/our presence at the 37th Annual General Meeting of the Company to be held on Wednesday, September 30, 2026 at 4:00 p.m. at the Registered Office of the Company at Edelweiss House, Off CST Road, Kalina, Mumbai – 400 098 and at any adjournment thereof.

*Member's/ Authorised
Representative's/ Proxy's full name in block letters

Member's/Authorised Representative/
Proxy's Signature

Note: Please fill in this attendance slip and hand it over at the venue of the Meeting.

* Please strike off whichever is not applicable