ERCSL/Sec/2025-26/22

September 18, 2025

BSE Limited
P J Towers,
Dalal Street, Fort,
Mumbai – 400 001

Dear Sir/Madam,

Sub.: Annual Report for the financial year ended March 31, 2025

In accordance with the provisions of the Securities and Exchange Board of India (Listing Obligations and Disclosure Requirements) Regulations, 2015, please find enclosed herewith the Annual Report of the Company for the financial year ended March 31, 2025, including the Notice (Annual Report) convening the 19th Annual General Meeting of the Members of the Company to be held on Monday, September 29, 2025 at 5:00 p.m. at Edelweiss House, Off. CST Road, Kalina, Mumbai – 400 098.

Kindly take the same on record.

Thanking you,

Yours faithfully,

For Edelweiss Rural & Corporate Services Limited

Reshma Ghanshamdas Ramchandani

Digitally signed by Reshma Ghanshamdas Ramchandani
Date: 2025.09.18 16:20:43 +05'30'

Reshma Ramchandani
Executive Director & Company Secretary

Encl: as above

Edelweiss Rural & Corporate Services Limited

Corporate Identity Number: U45201TG2006PLC078157

Annual Report 2024-25

BOARD'S REPORT

To the Members of Edelweiss Rural & Corporate Services Limited,

Your Directors hereby present the 19th Board's Report on the business, operations and state of affairs of the Company together with the audited financial statements for the financial year ended March 31, 2025:

FINANCIAL PERFORMANCE

I. Standalone Financial Performance:

(Rs. in million)

Particulars	2024-25	2023-24
Total Income	2,674.94	3,109.37
Total Expenditure	5,036.50	4,118.08
Loss Before Tax	(2,361.56)	(1,008.71)
Tax Expenses	(1,451.10)	17.66
Loss for the year	(910.46)	(1,026.37)
Other comprehensive Loss	8.19	(12.01)
Total comprehensive Loss	(902.27)	(1,038.38)
Earnings per Equity Share (Rs.) (face value of Rs. 10 each): -		
Basic	(9.03)	(11.87)
Diluted	(9.03)	(11.87)

II. Consolidated Financial Performance:

(Rs. in million)

Particulars	2024-25	2023-24
Total Income	13,106.91	8,417.22
Total Expenditure	9,759.93	11,423.69
Loss before share in associates and tax	3,346.98	(3,006.47)
Share in Profit/(Loss) of associates	---	---
Loss after share in associates and tax	3,346.98	(3,006.47)
Tax Expenses	(1,441.29)	118.10
Profit / (Loss) for the Year	4,788.27	(3,124.57)
Other Comprehensive Loss	6.18	(12.15)
Total Comprehensive Loss	4,794.45	(3,136.72)
Net Profit/(Loss) for the year attributable to:-		
Owners of the parent	4,703.93	(3,243.92)
Non-Controlling interests	84.34	119.35
Other Comprehensive Income / (Loss) attributable to:-		
Owners of the parent	7.10	(11.90)
Non-Controlling interests	(0.92)	(0.25)
Total Comprehensive Income / (Loss) attributable to:-		
Owners of the parent	4,711.03	(3,255.82)
Non-Controlling interests	83.42	119.10
Earnings per Equity Share (Rs.) (face value of Rs. 10 each): -		
Basic	47.45	(36.13)
Diluted	47.45	(36.13)

INFORMATION ON THE STATE OF AFFAIRS OF THE COMPANY

Consolidated Financial Performance

During the year ended March 31, 2025, the Company earned income of Rs. 13,106.91 million as compared to Rs. 8,417.22 million during the previous year. The profit for the year was Rs. 4,788.27 million as against loss of Rs. 3,124.57 million in the previous year.

Standalone Financial Performance

During the year ended March 31, 2025, the Company earned income of Rs. 2,674.94 million as compared to Rs. 3,109.37 million during the previous year. The loss for the year was Rs. 910.46 million as against loss of Rs. 1,026.37 million in the previous year.

FINANCIAL STATEMENTS

The financial statements (Consolidated and Standalone) have been prepared in accordance with the Companies Act, 2013 and Rules framed thereunder (the Act) and the applicable Accounting Standards and forms part of this Report.

The Auditor's Report issued by M/s. Nangia & Co. LLP, Chartered Accountants, the Auditors of the Company on the financial statements for the financial year ended March 31, 2025 is unmodified and is annexed to the financial statements.

HOLDING COMPANY AND SUBSIDIARIES

The Company is a wholly owned subsidiary of Edel Finance Company Limited, which in turn, is a wholly owned subsidiary of Edelweiss Financial Services Limited (EFSL).

During the financial year ended March 31, 2025, Edelweiss Investment Adviser Limited and Allium Corporate Services Private Limited ceased to be the subsidiaries of the Company, with effect from March 4, 2025 and September 3, 2024, respectively.

As at March 31, 2025, the Company had two subsidiaries i.e. Nido Home Finance Limited and Comtrade Commodities Services Limited.

The salient features of the financial statements of each of the subsidiaries as required under the Companies Act, 2013 (the 'Act') is provided in the financial statements in Form AOC-1. The financial statements of the subsidiaries are available on the website of the Company at the link: https://ercsl.edelweissfin.com/. Any Member interested in obtaining a copy of financial statements of the subsidiaries may write to the Company Secretary.

FINANCE

During the year under review, the Company had issued Non-convertible Debentures (NCDs) and Commercial Papers on a private placement basis. The NCDs are listed on BSE Limited.

LOANS, INVESTMENTS AND GUARANTEES

Particulars of loans given, investments made, guarantees given and securities provided are reported in the financial statements, forming part of this Annual Report.

RELATED PARTY TRANSACTIONS

All the Related Party Transactions entered by the Company during the financial year ended March 31, 2025, were at arm's length and in the ordinary course of business. The Company has not entered into transactions with the Promoters, Directors and Key Managerial Personnel, which may have potential conflict of interest with the Company and its subsidiaries.

In accordance with the provisions of the SEBI (Listing Obligations and Disclosure Requirements) Regulations, 2015 ('Listing Regulations'), the Company has formulated the Related Party Transactions Policy, which is available on the website of the Company at https://ercsl.edelweissfin.com/.

The particulars of contracts or arrangements with the related parties as prescribed in Section 188 of the Act in Form AOC-2 attached as Annexure I to this Report. The Related Party Transactions as required under the applicable Accounting Standards are reported in the financial statements.

DIRECTORS AND KEY MANAGERIAL PERSONNEL

(i) Independent Directors

In accordance with the provisions of Section 149 of the Act, the Independent Directors have given a declaration that they meet the criteria of independence as provided in the said Section and also in terms of the Listing Regulations.

In the opinion of the Board, the Independent Directors are persons of integrity and possess relevant expertise, experience and proficiency.

(ii) Executive Director

Ms. Christina D'souza (DIN:10936949), was appointed as an Executive Director of the Company for a period of 3 years w.e.f. February 5, 2025.

The Members at the Extraordinary General Meeting held on February 25, 2025, had approved the appointment of Ms. D'souza as an Executive Director of the Company for a period of 3 years, with effect from February 5, 2025.

Ms. Christina D'souza is also the Company Secretary of the Company.

(iii) Retirement by rotation

Mr. Nikhil Johari (DIN:01960539), Non-executive Director, retires by rotation at the forthcoming Annual General Meeting and, being eligible, has offered himself for re-appointment.

NUMBER OF BOARD MEETINGS HELD

During the year ended March 31, 2025, the Board met 4 times. The details of the Board meetings and the attendance of the Directors at the meetings are provided in the Corporate Governance Report, which forms part of this Report.

REMUNERATION POLICY

The Company has formulated a Remuneration Policy pursuant to Section 178 of the Act and the Listing Regulations. The Policy is provided as Annexure II to this Report.

EVALUATION OF THE PERFORMANCE OF THE BOARD

A Board Evaluation Policy (the Policy) for evaluating the performance of the Board, its Committees, the Chairman, the Executive Directors, the Non-executive Directors and the Independent Directors has been adopted by the Company.

The Policy *inter alia* provides the criteria for performance evaluation such as Board effectiveness, quality of discussion, contribution at the meetings, business acumen, strategic thinking, time commitment, relationship with the stakeholders, corporate governance practices, review of the terms of reference of the Committees and the contribution of the Committees to the Board in discharging its functions, etc.

A separate meeting of the Independent Directors was held wherein the annual performance of the Non-Independent Directors, performance of the Board as a whole (including the Committees) and also that of the Chairman, in terms of the provisions of the Act, the Listing Regulations and the Guidance Note issued by the Securities and Exchange Board of India in this regard, was discussed.

INTERNAL FINANCIAL CONTROLS AND RISK MANAGEMENT

The Company has in place adequate internal financial controls with reference to financial statements. The Company's internal control system is designed to ensure operational efficiency, protection and conservation of resources, accuracy and promptness in financial reporting and compliance with the laws and regulations. The internal control system is also supported by an internal audit process. The Statutory Auditors and the Internal Auditors of the Company have confirmed that the internal financial control framework is operating efficiently and effectively.

The risk management is an integral part of the Company's business strategy that seeks to minimise adverse impact on business objectives and capitalise on opportunities. The Risk Management Committee oversees the risk management framework of the Company through regular and proactive intervention by identifying risks and formulating mitigation plans.

AUDIT COMMITTEE

As on March 31, 2025, the Audit Committee comprises of the following Directors:

Dr. Vinod Juneja - Independent Director (Chairman)
Mr. Bharat Bakshi- Independent Director
Mr. Nikhil Johari - Non-executive Director.

Further details of the Audit Committee are provided in the Corporate Governance Report which forms part of this Report.

WHISTLE BLOWER POLICY/ VIGIL MECHANISM

The Company has adopted a Whistle Blower Policy to report genuine concerns/grievances. The Policy is available on the website of the Company at the link: https://ercsl.edelweissfin.com/.

The Policy provides for adequate safeguards against the victimisation of the persons who use the vigil mechanism. The vigil mechanism is overseen by the Audit Committee.

CORPORATE SOCIAL RESPONSIBILITY COMMITTEE

The Board has constituted a Corporate Social Responsibility (CSR) Committee in accordance with the provisions of the Act. As on March 31, 2025, the CSR Committee comprises of:-

Ms. Ananya Suneja - Non-executive Director
Mr. Ravindra Dhobale - Executive Director
Dr. Vinod Juneja - Independent Director.

The Report on the Corporate Social Responsibility in accordance with the provisions of the Section 135 of the Companies Act, 2013 is provided in Annexure III to this Report. The CSR Policy is available on the website of the Company at the link: https://ercsl.edelweissfin.com/.

Further, details of the CSR Committee are provided in the Corporate Governance Report which forms part of this Report.

AUDITORS

The Members at the 17th AGM of the Company held on September 30, 2023, had appointed M/s. Nangia & Co. LLP, Chartered Accountants (Firm Registration Number 002391C / N500069) as Auditors of the Company, for a term of 5 years to hold the office until the conclusion of the office until the conclusion of the 22nd AGM to be held in the year 2028.

SECRETARIAL AUDIT REPORT

M/s. SVVS & Associates, Company Secretaries LLP, were appointed as the Secretarial Auditors to conduct the Secretarial Audit for the financial year ended March 31, 2025. The Report of the Secretarial Auditors is provided as Annexure IV to this Report. The Secretarial Audit Report does not contain any qualification, reservation, adverse remarks or disclaimer.

PREVENTION OF SEXUAL HARASSMENT OF WOMEN AT WORKPLACE

The Company has a Policy on Prevention of Sexual Harassment of Women at Workplace. No cases were reported during the year under review. There were no complaints pending as on March 31, 2025.

The Company has complied with the provisions relating to the constitution of Internal Complaints Committee under the Sexual Harassment of Women at Workplace (Prevention, Prohibition and Redressal) Act, 2013.

CONSERVATION OF ENERGY, TECHNOLOGY ABSORPTION AND FOREIGN EXCHANGE EARNINGS/ OUTGO

A. Conservation of energy

i. The steps taken or impact on conservation of energy – The operations of the Company are not energy intensive. However, adequate measures have been taken for conservation of energy wherever possible.

ii. The steps taken by the Company for utilising alternate sources of energy – Though the operations of the Company are not energy intensive, the Company explores alternative sources of energy, as and when the necessity arises.

iii. The capital investment on energy conservation equipments – Nil.

B. Technology absorption

i. The efforts made towards technology absorption – The Company extensively uses the information technology in its operations and has absorbed the technology required in this regard.

ii. The benefits derived like product improvement, cost reduction, product development or import substitution – The Company has leveraged the technology to optimise cost reduction and product development.

iii. In case of imported technology (imported during the last three years reckoned from the beginning of the financial year):

(a) the details of technology imported: Not Applicable

(b) the year of import: Not Applicable

(c) whether the technology has been fully absorbed: Not Applicable

(d) if not fully absorbed, areas where absorption has not taken place, and the reasons thereof: Not Applicable

iv. The expenditure incurred on Research and Development – Not Applicable.

C. Foreign exchange earnings and outgo

During the year under review, the Company earned foreign exchange of Rs. 21.68 million (previous year Rs. 17.57 million) and there was outgo of foreign exchange of Rs. 8.66 million (previous year Rs. 6.85 million).

OTHER DISCLOSURES

i) There are no significant material changes and commitments affecting the financial position of the Company that occurred between the end of financial year and the date of this Report.

ii) There has been no change in the nature of business of the Company.

iii) There was no revision in the financial statements of the Company.

iv) There was no application made or proceeding pending against the Company under the Insolvency and Bankruptcy Code, 2016. There was no instance of onetime settlement with any Bank/Financial Institution in respect of loan taken by the Company.

v) No significant or material orders were passed by the Regulators or Courts or Tribunals which impact the going concern status and Company's operations in future.

vi) No fraud has been reported by the Auditors to the Audit Committee and the Board.

vii) Disclosure pertaining to maintenance of cost records as specified under the Act is not applicable to the Company.

viii) The Company has not issued equity shares with differential voting rights as to dividend, voting or otherwise.

ix) The Company has not accepted any deposits covered under Chapter V of the Act.

x) The Company has complied with the applicable Secretarial Standards issued by the Institute of Company Secretaries of India.

xi) The Company doesn't have any scheme involving provision of money for the purchase of the Company's own shares by employees or by trusts.

ANNUAL RETURN

Pursuant to Sections 92 and 134 of the Act, the Annual Return as at March 31, 2025 in Form MGT-7, is available on the website of the Company at the link: https://ercsl.edelweissfin.com/.

CORPORATE GOVERNANCE

The Company is committed to maintain the highest standards of Corporate Governance and adheres to the Corporate Governance requirements set out by SEBI. The Company has implemented several best governance practices.

Pursuant to the Listing Regulations, the Report on Corporate Governance together with the certificate issued by M/s. SVVS & Associates, Company Secretaries, on compliance with the conditions of Corporate Governance during the financial year ended March 31, 2025 is provided in Annexure V and forms part of this Report.

DIRECTORS' RESPONSIBILITY STATEMENT

Pursuant to Section 134 of the Act, the Directors confirm that:

i) in the preparation of the annual accounts, the applicable Accounting Standards have been followed;

ii) such accounting policies have been selected and applied them consistently and made judgments and estimates that are reasonable and prudent so as to give a true and fair view of the state of affairs of the Company as at March 31, 2025 and the loss of the Company for the financial year ended on that date;

iii) proper and sufficient care had been taken for the maintenance of adequate accounting records in accordance with the provisions of the Act for safeguarding the assets of the Company and for preventing and detecting fraud and other irregularities;

iv) the annual accounts have been prepared on a going concern basis;

v) internal financial controls have been laid down and the same are adequate and were operating effectively; and

vi) proper systems had been devised to ensure compliance with the provisions of all applicable laws and that such systems were adequate and operating effectively.

ACKNOWLEDGEMENTS

The Board acknowledges the valuable guidance and continued support extended by the Securities and Exchange Board of India, Stock Exchanges, Ministry of Corporate Affairs, other government authorities, Banks and other stakeholders. Your Directors' would also like to take this opportunity to express their appreciation for the dedicated efforts of the employees of the Company and the subsidiaries of the Company.

For and on behalf of the Board of
Edelweiss Rural & Corporate Services Limited

Vinod Juneja
Chairman
DIN: 00044311

Mumbai, May 8, 2025

Edelweiss Rural & Corporate Services Limited

Annexure I

Form AOC-2

(Pursuant to clause (h) of sub-section (3) of Section 134 of the Act and Rule 8(2) of the Companies (Accounts) Rules, 2014)

Form for disclosure of particulars of contracts/arrangements entered into by the company with related parties referred to in sub-section (1) of section 188 of the Companies Act, 2013 including certain arm's length transactions under third proviso thereto:

I. Details of contracts or arrangements or transactions not at arm's length basis: Not Applicable

(Rs. in million)

Sr. No.	Name(s) of the related party and nature of relationship	Nature of contracts/ arrangements/ transactions	Duration of the contracts/ arrangements/ transactions	Salient terms of the contracts or arrangements or transactions including the value, if any	Justification for entering into such contracts or arrangements or transactions	Date of approval by the Board	Amount paid as advances, if any	Date on which the special resolution was passed in general meeting as required under first proviso to section 188
-	-	-	-	-	-	-	-	-

II. Details of material contracts or arrangement or transactions at arm's length basis:

(Rs. in million)

Sr. No.	Name(s) of the related party and nature of relationship	Nature of contracts/arrangements/transactions	Duration of the contracts/arrangements/transactions	Salient terms of the contracts or arrangements or transactions including the value, if any	Date of approval by the Board	Amount paid as advances, if any
1	Edelcap Securities Limited, fellow subsidiary	Sale of securities	-	1,068.18	07-02-2024	-
2	ECap Equities Limited, fellow subsidiary	Sale of securities	-	3,526.43	07-02-2024	-
3	Edelweiss Investment Adviser Limited, fellow subsidiary	Sale of securities	-	468.11	07-02-2024	-
4	ECap Equities Limited, fellow subsidiary	Sale of securities	-	301.68	07-02-2024	-
5	Edel Finance Company Limited, the Holding Company	Sale of securities	-	1,228.78	07-02-2024	-

For and on behalf of the Board of

Edelweiss Rural & Corporate Services Limited

Vinod Juneja
Chairman
DIN: 00044311

Mumbai, May 8, 2025

Annexure II

Remuneration Policy

Objective

The Companies Act, 2013 ('the Act') requires a Company to frame policy for determining the remuneration payable to the Directors, Key Managerial Personnel (KMPs) and other employees. While appointing the Directors, the Nomination and Remuneration Committee, considers qualification, positive attributes, areas of expertise and number of Directorships in other companies and such other factors as it may deem fit. The Board considers the Committee's recommendation and takes appropriate action.

The objective of the Remuneration Policy (the Policy) of the Company is to provide a framework for the remuneration of the Independent Directors, Non-executive Directors, Managing Director/Executive Directors, KMPs, and other Senior level employees of the Company.

The objective of this Policy is to ensure that:

i. the level and composition of remuneration is reasonable and sufficient to attract, retain talent required to run the company successfully;

ii. relationship of remuneration to performance is clear and meets appropriate performance benchmarks; and

iii. remuneration to the Directors, KMPs and senior management comprises a balance of fixed and incentive pay reflecting short and long-term performance objectives appropriate to the working of the Company and its goals.

Remuneration of the Independent Directors & Non- executive Directors

- The Independent Directors & Non-executive Directors are eligible for sitting fees for attending the meetings of the Board and the Committees thereof.

- The Independent Directors & Non-executive Directors are also eligible for commission, subject to limits prescribed under the Act and the Rules framed there under.

- The Independent Directors are not eligible for stock options.

- The Non-executive Directors (other than promoter Directors) shall be eligible for stock options.

Remuneration of the Managing Director & Executive Directors

- The remuneration of the Managing Director/Executive Directors is recommended by the Nomination and Remuneration Committee ('NRC') to the Board. Based on the recommendations of the NRC, the Board determines and approves the remuneration of the Managing Director/Executive Directors, subject to necessary approvals, if any.

- The remuneration paid to the Managing Director/Executive Directors is within the limits prescribed under the Act and approved by the shareholders of the Company.

The remuneration structure includes fixed salary, perquisites, bonus, other benefits and allowances and contribution to Funds, etc.

- The Executive Directors (other than the promoter Directors) shall be eligible for stock options.

Remuneration of the KMP (other than Executive Directors) and Senior level employees

- The key components of remuneration package of the KMP (other than Executive Directors) and Senior level employees shall comprise of fixed salary, perquisites, annual bonus, other benefits and allowances and contribution to Funds, etc.
- They shall be eligible for stock options.

Policy Review

- The Policy may be amended as may be necessary.

- The NRC shall implement the Policy, and may issue such guidelines, procedures etc. as it may deem fit.

For and on behalf of the Board of
Edelweiss Rural & Corporate Services Limited

Vinod Juneja
Chairman
DIN: 00044311

Mumbai, May 8, 2025

Annexure III

Annual Report on Corporate Social Responsibility Activities
for the financial year ended March 31, 2025
As prescribed under Section 135 of the Companies Act, 2013 and Companies (Corporate Social Responsibility Policy) Rules, 2014

1. **Brief outline on CSR Policy of the Company.**

   To leverage the capacity and capital to equip and enable the social sector to achieve the greatest impact on the lives of the poor in India.

2. **Composition of CSR Committee:**

Sl. No.	Name of Director	Designation / Nature of Directorship	Number of meetings of CSR Committee held during the year	Number of meetings of CSR Committee attended during the year
1.	Dr. Vinod Juneja	Independent Director	1	1
2.	Ms. Ananya Suneja	Non-executive Director	1	1
3.	Mr. Santosh Dadheech (upto May 31, 2024)	Non-executive Director	1	1
4.	Mr. Ravindra Dhobhale (w.e.f. July 31, 2024)	Executive Director and Chief Financial Officer	N.A.	N.A.

3. **Provide the web-link where Composition of CSR committee, CSR Policy and CSR projects approved by the board are disclosed on the website of the Company:**

   The composition of CSR Committee and CSR Policy are available on the website of the Company at https://ercsl.edelweissfin.com/.

4. **Provide the executive summary along with the weblink of Impact assessment of CSR projects carried out in pursuance of sub-rule (3) of rule 8, if applicable:**

   Not Applicable

5. (a) Average net profit of the company as per section 135(5): **Not Applicable**

   (b) Two percent of average net profit of the company as per section 135(5): **Nil**

   (c) Surplus arising out of the CSR projects or programmes or activities of the previous financial years: **Nil**

   (d) Amount required to be set off for the financial year, if any: **Nil**

   (e) Total CSR obligation for the financial year (5a+5b-5c): **Nil**

6. (a) CSR amount spent on CSR Projects (both Ongoing and other than Ongoing Project): **Not Applicable**

(b) Amount spent in Administrative Overheads: **NIL**

(c) Amount spent on Impact Assessment, if applicable: **Not applicable**

(d) Total amount spent for the financial year (a)+(b)+(c): **NIL**

(e) CSR amount spent or unspent for the financial year:

Total Amount Spent for the Financial Year (in Rs.)	Amount Unspent				
	Total Amount transferred to Unspent CSR Account as per section 135(6)		Amount transferred to any fund specified under Schedule VII as per second proviso to section 135(5)		
	Amount	Date of transfer	Name of the Fund	Amount	Date of transfer
Nil	-	-	-	-	-

(f) Excess amount for set off, if any:

Sl. No.	Particular	Amount (in Rs.)
(i)	Two percent of average net profit of the company as per section 135(5)	-
(ii)	Total amount spent for the financial year	-
(iii)	Excess amount spent for the financial year [(ii)-(i)]	-
(iv)	Surplus arising out of the CSR projects or programmes or activities of the previous financial years, if any	-
(v)	Amount available for set off in succeeding financial years [(iii)-(iv)]	-

7. Details of Unspent Corporate Social Responsibility amount for the preceding three financial years: Nil

Sl. No.	Preceding Financial Year	Amount transferred to Unspent CSR Account under section 135 (6) (in Rs.)	Amount spent in the reporting Financial Year (in Rs.)	Amount transferred to any fund specified under Schedule VII as per section 135(6), if any.		Amount remaining to be spent in succeeding financial years (in Rs.)	Deficiency, if any
				Amount (in Rs)	Date of transfer		
1	FY 2023-24	Nil					
2	FY 2022-23						
3	FY 2021-22						
	Total	Nil					

8. Whether any capital assets have been created or acquired through Corporate Social Responsibility amount spent in the Financial Year: **Not Applicable**

9. Specify the reason(s), if the Company has failed to spend two per cent of the average net profit as per section 135(5): **Not Applicable**

For and on behalf of the Board of

Edelweiss Rural & Corporate Services Limited

	Ravindra Dhobale	**Ananya Suneja**
	Executive Director & CFO	**Non-executive Director**
Mumbai, May 8, 2025	**DIN: 05147051**	**DIN: 07297081**

Annexxure IV

Form No. MR-3
SECRETARIAL AUDIT REPORT
FOR THE FINANCIAL YEAR ENDED MARCH 31, 2025
[Pursuant to section 204(1) of the Companies Act, 2013 and rule No.9 of the Companies (Appointment and Remuneration of Managerial Personnel) Rules, 2014]

The Members,
Edelweiss Rural & Corporate Services Limited
2nd Floor, MB Towers, Plot No. 5,
Road No. 2, Banjara Hills,
Hyderabad - 500034,
Telangana.

We have conducted the secretarial audit of the compliance of applicable statutory provisions and the adherence to good corporate practices by **Edelweiss Rural & Corporate Services Limited** (hereinafter called "the Company"). Secretarial Audit was conducted in a manner that provided us a reasonable basis for evaluating the corporate conducts/statutory compliances and expressing our opinion thereon.

Based on our verification of the Company's books, papers, minute books, forms and returns filed and other records maintained by the Company and also the information provided by the Company, its officers, agents and authorized representatives during the conduct of secretarial audit, We hereby report that in our opinion, the Company has, during the audit period covering the financial year ended on March 31, 2025, complied with the statutory provisions listed hereunder and also that the Company has proper Board-processes and compliance-mechanism in place to the extent, in the manner and subject to the reporting made hereinafter.

We have examined the books, papers, minute books, forms and returns filed and other records maintained by the Company for the financial year ended on March 31, 2025 according to the provisions of:

(i) The Companies Act, 2013 (the Act) and the rules made thereunder;

(ii) The Securities Contracts (Regulation) Act, 1956 ('SCRA') and the rules made thereunder;

(iii) The Depositories Act, 1996 and the Regulations and Bye-laws framed thereunder;

(iv) Foreign Exchange Management Act, 1999 and the rules and regulations made thereunder to the extent of Foreign Direct Investment, Overseas Direct Investment and External Commercial Borrowings[1];

(v) The following Regulations and Guidelines prescribed under the Securities and Exchange Board of India Act, 1992 ('SEBI Act'):-

SVVS Associates Company Secretaries LLP LLPIN: AAE-9368 ICSI-UID: L2015MH000700

[1] Not applicable to the Company during the Audit Period

SVVS & ASSOCIATES COMPANY SECRETARIES LLP
LLPIN NO: AAE-9368 | ICSI UID: L2015MH000701
www.svvsllp.com contact@svvsllp.com +91 98697 62484 +91 22 4783 3159 Registered Office: X- Wing, 2108, Akshar Business Park, Sector 25, Vashi, Navi Mumbai - 400 703

(a) The Securities and Exchange Board of India (Substantial Acquisition of Shares and Takeovers) Regulations, 2011[2];
(b) The Securities and Exchange Board of India (Prohibition of Insider Trading) Regulations, 2015;
(c) The Securities and Exchange Board of India (Issue of Capital and Disclosure Requirements) Regulations, 2018[3];
(d) The Securities and Exchange Board of India Securities and Exchange Board of India (Share Based Employee Benefits) Regulations, 2014[4] ;
(e) The Securities and Exchange Board of India (Issue and Listing of Non-Convertible Securities) Regulations, 2021;
(f) The Securities and Exchange Board of India (Registrars to an Issue and Share Transfer Agents) Regulations, 1993 regarding the Companies Act and dealing with client;
(g) The Securities and Exchange Board of India (Delisting of Equity Shares) Regulations, 2021[5];
(h) The Securities and Exchange Board of India (Buyback of Securities) Regulations, 2018[6];
(i) The Securities and Exchange Board of India (Listing Obligations and Disclosure Requirements) Regulations, 2015; (the Listing Regulations) and

(vi) Other laws as may be applicable specifically to the Company, namely: NIL

We have also examined compliance with the applicable clauses of the following:

(i) Secretarial Standards issued by the Institute of Company Secretaries of India.
(ii) The Listing Agreements entered into by the Company with Stock Exchange(s).

During the period under review the Company has complied with the provisions of the Act, Rules, Regulations, Guidelines, Standards, etc. mentioned above.

We further report that the Board of Directors of the Company is duly constituted with proper balance of Executive Directors, Non-Executive Directors and Independent Directors. The changes in the composition of the Board of Directors that took place during the period under review were carried out in compliance with the provisions of the Act and the Listing Regulations.

Adequate notice is given to all directors to schedule the Board Meetings, agenda and detailed notes on agenda were sent at least seven days in advance, and a system exists for seeking and obtaining further information and clarifications on the agenda items before the meeting and for meaningful participation at the meeting.

Majority decision is carried through while the dissenting members' views are captured and recorded as part of the minutes[7].

SVVS Associates Company Secretaries LLP LLPIN: AAE-9368 ICSI-UID: L2015MH000700

[2]Not applicable to the Company during the Audit Period
[3]*ibid*
[4]*ibid*
[5]*ibid*
[6]*ibid*
[7] All resolutions were carried unanimously

SVVS & ASSOCIATES COMPANY SECRETARIES LLP
LLPIN NO: AAE-9368 | ICSI UID: L2015MH000701

www.svvsllp.com contact@svvsllp.com +91 98697 62484 +91 22 4783 3159 Registered Office: X- Wing, 2108, Akshar Business Park, Sector 25, Vashi, Navi Mumbai - 400 703

We further report that there are adequate systems and processes in the Company commensurate with the size and operations of the Company to monitor and ensure compliance with applicable laws, rules, regulations and guidelines (Please see Annexure B).

We further report that during the audit period, the Company has not accomplished/encountered any specific events / actions having a major bearing on the Company's affairs in pursuance of the laws, rules, regulations, guidelines, standards, etc. referred to above.

May 8, 2025
Mumbai

For SVVS & Associates Company Secretaries LLP





CS. Suresh Viswanathan
Designated Partner
UDIN : F004453G000291652
FCS : 4453
CP No : 11745

Note: This report is to be read with the list of Applicable Laws and our letter of even date which are attached as **Annexure A** and **Annexure B** respectively and form an integral part of this report.

SVVS & ASSOCIATES COMPANY SECRETARIES LLP
LLPIN NO: AAE-9368 | ICSI UID: L2015MH000701

www.svvsllp.com contact@svvsllp.com +91 98697 62484 +91 22 4783 3159 Registered Office: X- Wing, 2108, Akshar Business Park, Sector 25, Vashi, Navi Mumbai - 400 703

ANNEXURE A

The Members,
Edelweiss Rural & Corporate Services Limited
2nd Floor, MB Towers, Plot No. 5,
Road No. 2, Banjara Hills,
Hyderabad 500034,
Telangana.

Our report of even date is to be read along with this letter.

1. Maintenance of secretarial record is the responsibility of the management of the Company. Our responsibility is to express an opinion on these secretarial records based on our audit.

2. We have followed the audit practices and processes as were appropriate to obtain reasonable assurance about the correctness of the contents of the Secretarial records. The verification was done on test basis to ensure that correct facts are reflected in secretarial records. We believe that the processes and practices, we followed provide a reasonable basis for our opinion.

3. We have not verified the correctness and appropriateness of financial records and Books of Accounts of the Company.

4. No audit has been conducted on the compliance with finance and taxation laws as the same are subject to audit by the Statutory Auditor and Internal Auditor to the Company and their observations, if any, shall hold good for the purpose of this audit report.

5. Wherever required, we have obtained the Management representation about the compliance of laws, rules and regulations and happening of events etc.

6. The compliance with the provisions of Corporate and other applicable laws rules, regulations the responsibility of management, our examination was limited to the verification of procedures on test basis.

7. The Secretarial Audit report is neither an assurance as to the future viability of the Company nor of the efficacy or effectiveness with which the management has conducted the affairs of the Company.

8. Audit of the compliance with Other Laws has been undertaken based on scope of audit and the applicability of such Laws as ascertained by the Company and informed to us.

SVVS Associates Company Secretaries LLP
LLPIN: AAE-9368
ICSI-UID: L2015MH000700

SVVS & ASSOCIATES COMPANY SECRETARIES LLP
LLPIN NO: AAE-9368 | ICSI UID: L2015MH000701

www.svvsllp.com contact@svvsllp.com +91 98697 62484 +91 22 4783 3159 Registered Office: X- Wing, 2108, Akshar Business Park, Sector 25, Vashi, Navi Mumbai - 400 703

9. We have relied on reports of Internal Audit, Regulatory Inspection/Audit to the extent made available to us and the observations, if any, contained in such reports shall hold good for the purpose of this audit report.

May 8, 2025
Mumbai

For SVVS & Associates Company Secretaries LLP

CS. Suresh Viswanathan
Designated Partner
UDIN : F004453G000291652
FCS : 4453
CP No : 11745

SVVS & ASSOCIATES COMPANY SECRETARIES LLP
LLPIN NO: AAE-9368 | ICSI UID: L2015MH000701

www.svvsllp.com contact@svvsllp.com +91 98697 62484 +91 22 4783 3159 Registered Office: X- Wing, 2108, Akshar Business Park, Sector 25, Vashi, Navi Mumbai - 400 703

ANNEXURE B

No. Laws applicable to the Company

The following laws have been taken into account to verify if that there are adequate systems and processes to monitor and ensure compliance with, in the Company, commensurate with its with the size and operations:

1. Companies Act 2013, and the rules thereunder
2. The Maternity Benefit Act, 1961
3. Payment of Wages Act, 1936
4. Minimum wages act-regional
5. The Payment of Bonus Act, 1965
6. Equal Remuneration Act, 1976
7. The Maharashtra Labour Welfare Fund Act, 1953
8. The Maharashtra Workmen's Minimum House Rent Allowance Act, 1983
9. Employee's Provident Fund & Miscellaneous Provisions Act, 1952
10. The Payment of Gratuity Act, 1972
11. The Sexual Harassment of Women at Workplace (Prevention, Prohibition and Redressal) Act, 2013
12. Employee Compensation Act, 1923
13. Contract Labour (Regulation and Abolition) Act, 1970
14. The Maharashtra Private Security Guards (Regulation of Employment & Welfare) Act, 1981 & Maharashtra Private Security Agencies, 2005
15. Employees' State Insurance Act, 1948
16. Bombay Shops & Establishment Act 1948

SVVS Associates Company Secretaries LLP
LLPIN: AAE-9368
ICSI-UID: L2015MH000700

SVVS & ASSOCIATES COMPANY SECRETARIES LLP
LLPIN NO: AAE-9368 | ICSI UID: L2015MH000701

www.svvsllp.com contact@svvsllp.com +91 98697 62484 +91 22 4783 3159 Registered Office: X- Wing, 2108, Akshar Business Park, Sector 25, Vashi, Navi Mumbai - 400 703

Annexure V

CORPORATE GOVERNANCE REPORT

Company's Philosophy on Corporate Governance

The Company is a wholly owned subsidiary of Edel Finance Company Limited, which in turn is a wholly owned subsidiary of Edelweiss Financial Services Limited and part of Edelweiss Group. At Edelweiss, we strongly uphold good governance practices to promote fairness, transparency, accountability and integrity. In line with this philosophy, Guiding Principles have been articulated and these form an integral part of the Company's corporate governance practices. Processes have been designed to run the businesses responsibly and harmonize diversified interests of various stakeholders thereby enhancing stakeholder value.

Board of Directors

Composition, Meeting and Attendance

The Board of Directors (the Board) of the Company comprises of Executive and Non-executive Directors and the same is in conformity with the requirements of the Companies Act, 2013 (the Act) and the Securities and Exchange Board of India (Listing Obligations and Disclosure Requirements) Regulations, 2015 (Listing Regulations).

The annual calendar of the Board Meetings is agreed upon at the beginning of the year. The agenda for the Board Meetings is circulated in advance and is backed by comprehensive background information to enable the Board to take informed decisions. During the financial year ended March 31, 2025, the Board met 4 times i.e. on: May 8, 2024, July 31, 2024, October 25, 2024 and February 5, 2025. The Meetings of the Board and Committees were conducted physically and through electronic platform Audio-videoconferencing. Adequate facilities were provided to the Directors and invitees for active participation at the Meetings.

The names and categories of the Directors on the Board, their attendance at the Board Meetings held during the financial year 2024-25 and at the last Annual General Meeting (AGM), the number of directorships and committee positions held by them in other public limited companies and the name of the other listed entities where he/she is a Director and category of directorships as on March 31, 2025, are as under:-

Name and DIN of the Directors	Category	No. of Board Meetings Attended	Attendance at the last AGM held on September 30, 2024	No. of director-ships in Public Limited Companies $	Name of other Listed entities where person is Director - Category of Directorship	Committee Position*	
						Member	Chairman
Dr. Vinod Juneja (DIN: 00044311)	Independent (Chairman)	4	No	5	Nil	5	2
Mr. Ravindra Dhobale (DIN: 05147051)	Executive	4	Yes	3	Nil	-	-
Ms. Ananya Suneja (DIN: 07297081)	Non-executive	2	Yes	7	Nil	1	-
Mr. Nikhil Johari (DIN: 01960539)	Non-executive	3	No	3	Nil	2	1
Mr. Bharat Bakshi (DIN: 07648220)	Independent	4	Yes	4	Nil	2	1
Mr. Santosh Dadheech (DIN: 00196204)^	Non-executive	1	NA	-	-	-	-
Ms. Christina D'souza (DIN: 10936949)@	Executive	-	NA	Nil	Nil	-	-

$ Only Directorships of public limited companies incorporated in India have been considered and excludes private limited companies, section 8 companies and foreign companies.

**Only Audit Committee and Stakeholders' Relationship Committee, in other public limited companies, have been considered for the Committee position.*

^ Mr. Santosh Dadheech resigned as the Non-executive Director of the Company with effect from May 31, 2024

@ Ms. Christina D'souza was appointed as an Executive Director of the Company with effect from February 5, 2025

None of the Directors are related to each other.

The Members at the Extraordinary General Meeting held on February 25, 2025, had approved the appointment of Ms. Christina D'souza (DIN: 10936949) as an Executive Director of the Company for a period of 3 years, with effect from February 5, 2025. Ms. Christina D'souza is also the Company Secretary of the Company.

None of the Directors hold office in more than 10 public companies as prescribed under the Act. No Director holds Directorships in more than 7 listed companies. Further, none of the Non-executive Directors serve as Independent Director in more than 7 listed companies and none of the whole-time director / managing director in any listed entity serve as an independent director in more than 3 listed entities as required under the Listing Regulations. None of the Directors on the Board is a member of more than 10 Committees and Chairperson of more than 5 Committees, across all public limited companies in which he/she is a Director.

Independent Directors are Non-executive Directors as defined under the Listing Regulations and the Act along with Rules framed thereunder. In terms of the Listing Regulations, the Independent Directors have confirmed that they are not aware of any circumstance or situation which exists or may be reasonably anticipated that could impair or impact their ability to discharge their duties.

Based on the declarations received from the Independent Directors, the Board has confirmed that they meet the criteria of independence as prescribed under the Listing Regulations and that they are independent of the Management. Further, the Independent Directors have, in terms of Section 150 of the Act read with Rule 6 of the Companies (Appointment & Qualification of Directors) Rules, 2014, confirmed that they have enrolled themselves in the Independent Directors' Databank maintained with the Indian Institute of Corporate Affairs. In the opinion of the Board, the Independent Directors are persons of integrity and possess relevant expertise, experience and proficiency.

All the Directors of the Company have confirmed that they are not disqualified for appointment as Directors pursuant to Section 164 of the Act.

M/s. SVVS & Associates, Company Secretaries, have issued a certificate certifying that none of the Directors on the Board of the Company have been debarred or disqualified from being appointed or continuing as Directors of Companies by the Securities & Exchange Board of India (SEBI), the Ministry of Corporate Affairs and any such statutory authority.

Board skills/expertise/competence matrix

The Board have identified the following parameters with respect to the skill/expertise/ competence that are available with the Board in the context of the business and sector for it to function effectively:

Directors	Industry Knowledge / Experience			Technical Skills/Experience						Behavioural Competencies	
	Financial and Capital Markets	Understanding of laws and regulations	International Experience	Accounting and Finance	Risk Management	Strategic Management	Legal and Compliance	Information Technology	Governance	Leadership and Mentoring Skills	Interpersonal Relations
Dr. Vinod Juneja	*	*	*	*	*	*	-	-	*	*	*
Ms. Ananya Suneja	*	*	*	*	*	*	*	*	*	*	*
Mr. Nikhil Johari	*	*	*	*	*	*	*	*	*	*	*
Mr. Ravindra Dhobale	*	*	-	*	*	*	*	*	*	*	*
Mr. Bharat Bakshi	*	*	-	*	*	*	*	-	*	*	*
Ms. Christina D'souza	*	*	-	*	*	*	*	-	*	*	*

Committees of the Board:

A) Audit Committee

Meetings held:

During the financial year ended March 31, 2025, the Committee met 4 times on May 8, 2024, July 31, 2024, October 25, 2024 and February 5, 2024.

The Committee comprises of Independent Directors and Non-executive Directors. The composition as on March 31, 2025 and attendance during the financial year ended March 31, 2025, was as under:-

Name of the Members	No. of meetings Attended
Dr. Vinod Juneja – Chairman (Independent Director)	4
Mr. Nikhil Johari (Non-executive Director)	3
Mr. Bharat Bakshi (Independent Director)	4

All the Members have financial management expertise. The constitution and terms of reference of the Committee are in compliance with the requirements of the Act and the Listing Regulations.

Brief description of the terms of reference of the Audit Committee *inter alia* include:

1) Oversight of the Company's financial reporting process and the disclosure of its financial information to ensure that the financial statement is correct, sufficient and credible;

2) Recommendation for appointment, remuneration and terms of appointment of auditors of the Company;

3) Approval of payment to the statutory auditors for any other service rendered by the statutory auditors;

4) Reviewing, with the Management, the annual financial statements and auditor's report thereon before submission to the Board for approval with particular reference to:

    a. matters required to be included in the Directors Responsibility statement to be included in the Board's Report in terms of clause (c) of sub section 3 of the Section 134 of the Companies Act, 2013;

    b. changes if any, in the accounting policies and practices and reasons for the same;

    c. major accounting entries involving estimates based on the exercise of judgement by management;

    d. significant adjustments made in the financial statements arising out of audit findings;

    e. compliance with the listing and other legal requirements relating to financial statements;

    f. disclosure of any related party transactions;

    g. qualifications in the draft audit report.

5) Reviewing, with the Management, the quarterly financial statements before submission to the Board for approval;

6) Evaluation of internal financial controls and risk management systems;

7) Reviewing, with the management, performance of statutory auditors and internal auditors, adequacy of the internal control systems;

8) Discussion with internal auditors of any significant findings and follow up thereon;

9) Discussion with statutory auditors before the audit commences, about the nature and scope of audit as well as post audit discussion to ascertain any area of concern;

10) To review the functioning of the Whistle Blower/Vigil mechanism;

11) Carrying out any other function as is mentioned in the terms of reference of the Audit Committee.

The Auditors, Internal Auditors and the Chief Financial Officer are invited to attend the meetings of the Committee. The Company Secretary acts as the Secretary to the Committee.

B) Nomination and Remuneration Committee

During the financial year ended March 31, 2025, the Committee met once on February 5, 2025.

The composition as on March 31, 2025 and attendance during the financial year ended March 31, 2025, was as under:-

Name of the Members	**No. of Meetings Attended**
Dr. Vinod Juneja – Chairman (Independent Director)	1
Mr. Nikhil Johari (Non-executive Director)	1
Mr. Bharat Bakshi (Independent Director)	1

Brief description of the terms of reference of the Nomination & Remuneration Committee *inter alia* include:

1) Identifying the persons who can become Directors;

2) Formulating the criteria for determining the qualifications, positive attributes etc. and independence of a Director;

3) Recommending to the Board a policy relating to the remuneration for the Directors & Key Managerial Personnel;

4) Recommending to the Board, all remuneration, in whatever form, payable to senior management;

5) Specifying the manner for effective annual evaluation of performance of the Board, its Committees and individual Directors.

The Company has formulated a Remuneration Policy which is annexed to the Board's Report.

Board Evaluation

During the financial year ended March 31, 2025, in accordance with the Board Evaluation Policy and the Guidance Note on Board Evaluation issued by SEBI, an annual evaluation of its own performance and that of the Committees and Directors pursuant to the provisions of the Act and the Listing Regulations was carried out by the Board on various parameters which *inter alia* included composition, diversity, effectiveness, quality of discussion, contribution at the meetings, business acumen, strategic thinking, time commitment, relationship with the stakeholders, corporate governance practices, contribution of the Committees etc.

A separate meeting of the Independent Directors was held wherein the performance of the Non-Independent Directors, performance of the Board as a whole (including the Committees) and also that of the Chairman in terms of the provisions of the Act, the Listing Regulations and the Guidance Note issued by SEBI in this regard was discussed.

Familiarization Programme

The Independent Directors are familiarized with their roles, rights, responsibilities etc. in relation to the nature of the financial services sector and the business model of the Company. The details are uploaded on the website of the Company at:

Remuneration to the Directors

The Company pays sitting fees of Rs.50,000 per meeting to the Independent Directors for attending the meetings of the Board and the Committees thereof. The details of the remuneration paid to the Directors during the financial year ended March 31, 2025, are as under:

(Amount Rs. in million)

Name of the Director	Remuneration	Perquisites	Sitting Fees	Commission	Others	Total
Dr. Vinod Juneja	-	-	0.70	-	-	0.70
Ms. Ananya Suneja	-	-	-	-	-	-
Mr. Nikhil Johari	-	-	-	-	-	-
Mr. Santosh Dadheech	-	-	-	-	-	-
Mr. Bharat Bakshi	-	-	0.50	-	-	0.50
Mr. Ravindra Dhobale	-	-	-	-	-	-
Ms. Christina D'souza	3.76	0.03	-	-	-	3.79

As of March 31, 2025, none of the Directors hold any shares in the Company.

Service contract of the Executive Directors are as approved by the Members and notice period is as per the Rules of the Company. Severance fees – Not applicable. During the year under review, some of the KMPs of the Company were also the KMPs of the subsidiaries and drew remuneration from the subsidiaries.

C) Risk Management Committee

During the financial year ended March 31, 2025, the Committee met twice on July 31, 2024 and February 5, 2025.

The Committee comprises of Independent Directors, Executive Directors and Non-Executive Directors of the Company. The composition as on March 31, 2025 and attendance during the financial year ended March 31, 2025, was as under:-

Name of the Members	No. of meetings Attended
Dr. Vinod Juneja (Independent Director)	2
Mr. Nikhil Johari (Non-executive Director)	2
Ms. Ananya Suneja (Non-executive Director)	1
Mr. Ravindra Dhobale (Executive Director & CFO)	2
Ms. Christina D'souza (Executive Director & Company Secretary)	2

Brief description of the terms of reference of the Risk Management Committee *inter alia* include:-

1) Ensuring the appropriateness of the Company in taking measures to achieve prudent balance between risk and reward in both ongoing and new business activities.

2) Overseeing the risk management framework of the Company through regular and proactive intervention by identifying risks and formulating mitigation plans.

3) Reporting to the Board on periodical basis.

4) Assisting the Board in effective operation of risk management system by performing specialized analyses and quality reviews;

5) Monitoring and Reviewing of the Risk Management Plan including Cyber Security.

6) Such other powers to be exercised by the Risk Management Committee pursuant to circulars, notifications issued by Statutory & Regulatory authorities from time to time.

The Risk Committee has framed and implemented a Risk Management Framework and Strategy. The Company did not have any exposure in commodity price and hedging activities during the financial year ended March 31, 2025.

D) Stakeholders' Relationship Committee

During the financial year ended March 31, 2025, the Committee met once on May 8, 2024. The composition as on March 31, 2025 and attendance during the year ended March 31, 2025, was as under:-

Name of the Members	No. of Meetings Attended
Mr. Nikhil Johari – Chairman (Non-executive Director)	1
Dr. Vinod Juneja (Independent Director)	1
Ms. Ananya Suneja (Non-executive Director)	1

Ms. Christina D'souza is the Company Secretary & Compliance Officer of the Company. Ms. D'souza also acts as the Company Secretary for all the Committees constituted by the Board.

Based on the reports received from the Registrar & Share Transfer Agents during the financial year ended March 31, 2025, the Company did not receive any requests/complaints during the year ended March 31, 2025. As on March 31, 2025, there were no outstanding requests/complaints.

General Body Meetings

The details regarding the date, time and number of Special Resolutions passed at the last three Annual General Meetings (AGM) are as under:-

Financial Year	Date	Time	Venue	No. of Special Resolutions Passed
2023-2024	September 30, 2024	4.00 p.m.	Edelweiss House, Off CST Road, Kalina, Mumbai – 400 098	Nil

2022-2023	September 30, 2023	2:00 p.m.	4-A, 4th Floor, Emgeen Chambers, CST Road, Kalina, Santacruz (East), Mumbai – 400 098	1
2021-2022	September 30, 2022	3:30 p.m.	4-A, 4th Floor, Emgeen Chambers, CST Road, Kalina, Santacruz (East), Mumbai – 400 098	Nil

There were no Resolutions passed through Postal Ballot during the financial year ended March 31, 2025.

The Resolution, if any, to be passed through Postal Ballot during the current financial year will be taken up as and when necessary, in the manner provided in the Act and the Listing Regulations.

Means of Communication

The financial results are submitted to the BSE Limited., where the Non-convertible Debentures are listed and also uploaded on the website of the Company at https://ercsl.edelweissfin.com/. The financial results are generally also published in Free Press Journal (English) and Nav Shakti (Marathi).

I. General Shareholder Information

I	AGM: Date, time and venue/ mode	Monday, September 29, 2025 at 5:00 p.m. at Edelweiss House, Off CST Road, Kalina, Mumbai – 400 098.
ii	Financial Year:	April 1, 2024 to March 31, 2025
iii	Book Closure dates:	Not Applicable
iv	Dividend payment date:	Not Applicable

II. Listing of Securities on Stock Exchanges:

Non-convertible Debentures

The Company has issued Secured Non-convertible Debentures (NCDs) on private placement. The NCDs are listed on BSE Limited.

The Company has paid the listing fees to the BSE Limited for the financial year ended March 31, 2026.

Debenture Trustee:
The details of the Debenture Trustees for the NCDs issued by the Company are given below:

IDBI Trusteeship Services Limited	**Catalyst Trusteeship Limited**
Universal Insurance Building, Ground Floor, Sir PM Road, Fort, Mumbai – 400 001. Tel: 022-4080 7000 Email: itsl@idbitrustee.com Website: www.idbitrustee.com	Unit No – 901, 9th Floor, Tower B, Peninsula Business Park, Senapati Bapat Marg, Lower Parel (West), Mumbai – 400 013. Tel.: +91 22 4922 0555 Email: dt.mumbai@ctltrustee.com Website: www.catalysttrustee.com

Beacon Trusteeship Limited
5W, 5th Floor, The Metropolitan Building,
E Block, Bandra Kurla Complex
Bandra (East), Mumbai 400 051.
Tel: 022-4606 0278
Email: compliance@beacontrustee.co.in;
Website: https://www.beacontrustee.co.in/

III. Registrar & Transfer Agent:

a. Equity Shares

MUFG Intime India Private Limited
(formerly known as Link Intime India Private Limited)
C 101, Embassy, 247 Park, L.B.S Marg, Vikhroli (West),
Mumbai - 400 083.
Tel: +91 22 81081 16767
Fax: +91 22 4918 6060
e-mail: rnt.helpdesk@in.mpms.mufg.com
Website: https://in.mpms.mufg.com/

b. Non-Convertible Debentures

KFin Technologies Limited
Selenium Tower B, Plot No. 31&32,
Financial District, Nanakramguda, Serilingampally,
Mandal, Hyderabad - 500 032, Telangana.
Tel: 040- 67162222
Fax: 040-23001153
Email: einward.ris@kfintech.com
Website: www.kfintech.com

IV. Share Transfer System

Transfer of equity shares in electronic form are effected through the depositories without any involvement of the Company.

V. Distribution of shareholding and shareholding pattern as on March 31, 2025

The Company is a wholly owned subsidiary of Edel Finance Company Limited, which (along with its nominees) holds 6,65,80,367 Equity Shares of Rs. 10 each representing 100% of the equity share capital of the Company.

VI. Dematerialisation of shares

As on March 31, 2025, the entire share capital of the Company were in demat form.

VII. Outstanding GDRs/ADRs/Warrants or any convertible instruments, conversion date and likely impact on equity

The Company has not issued GDRs/ADRs/Warrants or any other instrument convertible into equity except issuance of compulsorily convertible debentures.

VIII. Plant locations – Not Applicable

IX. Credit ratings:

The credit ratings obtained by the Company during the financial year ended March 31, 2025 are as under:-

Rating Agency	Rating	Instruments	Date of revision	Revised Rating
ACUITE	ACUITE A1+	Commercial Paper	No revision	No change
CARE	CARE A1	Commercial Paper	Withdrawn on October 8, 2024	
CRISIL	CRISIL A+	Bank line	No revision	-
	CRISIL A1+	Commercial Paper	No revision	-
	CRISIL A+	LT-NCD	No revision	-
	CRISIL A+	Pref share	No revision	-
ICRA	ICRA A+	LT-NCD	No revision	-
INFOMERICS	IVR A1+	Commercial Paper	No revision	-

X. Other Disclosures

i. In accordance with the provisions of the Listing Regulations, the Company has formulated the Related Party Transactions Policy, which is available on the website of the Company at https://ercsl.edelweissfin.com/.

All the Related Party Transactions entered by the Company during the year ended March 31, 2025, were at arm's length and in the ordinary course of business. The Company has not entered into transactions with the Promoters, Directors and Key Managerial Personnel, which may have potential conflict of interest with the Company and its subsidiaries at large. The transactions with the related parties have been disclosed in the financial statements.

ii. The financial statements (both standalone and consolidated) have been prepared in accordance with the applicable Accounting Standards.

iii. The Company has a Whistle Blower Policy/Vigil Mechanism to report concerns about unethical behaviour, actual or suspected fraud or violation of our code of conduct and confirms that no personnel have been denied access to the Audit Committee.

iv. Code for Prohibition of Insider Trading in the securities of the Company is, available at https://ercsl.edelweissfin.com/.

v. In accordance with the provisions of the Listing Regulations, the Company has formulated the Policy for determining Material Subsidiaries, which is available on the website of the Company at https://ercsl.edelweissfin.com/.

The details of the material subsidiary of the Company as required under the Listing Regulations is as under: -

Sr. No.	**Name of the Material Subsidiary**	**Details of Incorporation**		**Details of Statutory Auditors as at March 31, 2025**	
		Place	**Date**	**Name**	**Date of Appointment**
1	Nido Home Finance Limited	Mumbai	May 30, 2008	M/s. MGB & Co. LLP	June 26, 2024

vi. There have been no instances where the Board has not accepted recommendations of any Committee of the Board, during the financial year.

vii. The statutory auditors of the Company, M/s. Nangia & Co. LLP were paid the amount of Rs. 10.09 million (including certification and out of pocket expenses of Rs. 1.09 million) by the Company for all the services provided during the financial year ended March 31, 2025.

viii. Disclosures in relation to the Sexual Harassment of Women at Workplace (Prevention, Prohibition and Redressal) Act, 2013:

a) Number of complaints filed during the Financial Year: Nil

b) Number of complaints disposed of during the Financial Year: Nil

c) Number of complaints pending as on end of the Financial Year: Nil.

ix. The Company has adopted the discretionary requirements as specified in Part E of Schedule II of the Listing Regulations– the financial statements are accompanied with an unmodified audit report.

x. The disclosures on loans and advances in the nature of loans to firms/companies in which directors are interested are disclosed in the notes to the financial statements.

xi. During the period under review, the Company had not raised any funds through preferential allotment or qualified institutional placement.

xii. Disclosure of certain types of agreements binding listed entities

There is no agreement impacting the management and control of the Company or impose any restriction or create any liability upon the Company.

xiii. CEO / CFO Certification

The Executive Director and CFO have certified to the Board, the requirements of the Listing Regulations, with regard to the financial statements.

xiv. Compliance Certificate

Pursuant to the Listing Regulations, a certificate issued by M/s. SVVS & Associates, Company Secretaries, certifying the compliance by the Company with the provisions of the Corporate Governance forms part of this Report.

Address for correspondence:

For any assistance, request or instruction regarding transfer or transmission of securities, dematerialisation of securities, change of address, non-receipt of annual report, dividend warrant and any other query relating to the securities of the Company, the investors may write to:

The Company Secretary **Edelweiss Rural & Corporate Services Limited** **Registered Office:** 2nd Floor, MB Towers, Plot No. 5, Road No. 2, Banjara Hills, Hyderabad- 500 034. **Corporate Office:** Edelweiss House, Off CST Road, Kalina, Mumbai – 400098 Tel. No.: +91 22 4079 5199 Email: cs@edelweissfin.com **Website:** https://ercsl.edelweissfin.com/	**MUFG Intime India Private Limited** C 101, Embassy, 247 Park, L.B.S Marg, Vikhroli (West), Mumbai - 400 083. Tel: +91 22 81081 16767 Fax: +91 22 4918 6060 **Email:** rnt.helpdesk@in.mpms.mufg.com **Website:** https://in.mpms.mufg.com/	**KFin Technologies Limited** Selenium Tower B, Plot No. 31&32, Financial District, Nanakramguda, Serilingampally, Hyderabad - 500 032. Tel: 040 - 6716 2222 Fax: 040 - 23001153 **Email:** einward.ris@kfintech.com **Website:** https://www.kfintech.com

Declaration by the Directors under the Securities and Exchange Board of India (Listing Obligations & Disclosure Requirements) Regulations, 2015 regarding adherence to the Code of Conduct

In accordance with the Securities and Exchange Board of India (Listing Obligations & Disclosure Requirements) Regulations, 2015, it is hereby confirmed that for the financial year ended March 31, 2025, the Directors and the Senior Management Personnel of the Company have affirmed compliance with the Code of Conduct.

For and on behalf of the Board of
Edelweiss Rural & Corporate Services Limited

	Ravindra Dhobale	**Christina D'souza**
	Executive Director & CFO	Executive Director & Company Secretary
Mumbai, May 8, 2025	DIN: 05147051	DIN: 10936949

Compliance Certificate on Corporate Governance

The Members,
Edelweiss Rural & Corporate Services Limited
2nd Floor, MB Towers, Plot No. 5,
Road No. 2, Banjara Hills,
Hyderabad, – 500034.
Telangana

We have examined the compliance with the conditions of Corporate Governance of **Edelweiss Rural & Corporate Services Limited** ("the Company") for the year ended on 31st March, 2025, as prescribed in the Regulations 17 to 27, 62(1A), and Para C, D and E of **Schedule V** of The Securities and Exchange Board of India (Listing Obligations and Disclosure Requirements) Regulations, 2015 ("Listing Regulations").

In our opinion and to the best of our information and according to the explanations given to us, we certify that the Company has complied with the conditions of Corporate Governance, as mandatorily applicable, as specified in **the aforesaid provisions** of the Listing Regulations.

The compliance of conditions of Corporate Governance is the responsibility of the Management. Our examination was limited to procedures and implementation thereof, adopted by the Company for ensuring compliance with the conditions of Corporate Governance. It is neither an audit nor an expression of opinion on the Financial Statements of the Company. We further state that such compliance is neither an assurance as to the future viability of the Company nor the efficiency or effectiveness with which the Management has conducted the affairs of the Company.

For SVVS & Associates Company Secretaries LLP

May 08, 2025
Mumbai

CS. Suresh Viswanathan
Designated Partner
UDIN : F004453G000301376
FCS : 4453
CP No : 11745

SVVS & Associates Company Secretaries LLP
LLPIN: AAE-9368
ICSI-UID: L2015MH000700

SVVS & ASSOCIATES COMPANY SECRETARIES LLP
LLPIN NO: AAE-9368 | ICSI UID: L2015MH000701

www.svvsllp.com contact@svvsllp.com +91 98697 62484 +91 22 4783 3159 Registered Office: X- Wing, 2108, Akshar Business Park, Sector 25, Vashi, Navi Mumbai - 400 703

Edelweiss
Ideas create, values protect

Edelweiss Rural & Corporate Services Limited

Corporate Identity Number: U45201TG2006PLC078157

Consolidated Financial Statement for the year ended March 31, 2025

INDEPENDENT AUDITOR'S REPORT

To the Members of Edelweiss Rural & Corporate Services Limited

Report on the Audit of the Consolidated Financial Statements

Opinion

We have audited the accompanying Consolidated Financial Statements of Edelweiss Rural & Corporate Services Limited (the "Holding Company" or the "Company") and its Subsidiaries (the Holding Company and its subsidiaries together referred to as the "Group") which comprise the Consolidated Balance Sheet as at March 31, 2025, the Consolidated Statement of Profit and Loss (including the Consolidated Statement of Other Comprehensive Income), the Consolidated Statement of Cash Flows and the Consolidated Statement of Changes in Equity for the year then ended, and notes to the Consolidated Financial Statements, including a summary of material accounting policies and other explanatory information (the "Consolidated Financial Statements").

In our opinion and to the best of our information and according to the explanations given to us and based on the consideration of reports of other auditors on separate financial statements and on the other financial information of the subsidiaries, as were audited by the other auditors, the aforesaid Consolidated Financial Statements give the information required by the Companies Act, 2013, as amended ("the Act") in the manner so required and give a true and fair view in conformity with the Indian Accounting Standards prescribed under section 133 of the Act read with Companies (Indian Accounting Standards) Rules, 2015 as amended (Ind AS), and other accounting principles generally accepted in India, of the Consolidated state of affairs of the Group as at March 31, 2025, and its Consolidated profit including Consolidated Other Comprehensive income, its Consolidated Cash Flows and the Consolidated Statement of Changes in Equity for the year ended on that date.

Basis for Opinion

We conducted our audit of the Consolidated Financial Statements in accordance with the Standards on Auditing (SAs) specified under section 143(10) of the Act. Our responsibilities under those Standards are further described in the Auditor's Responsibilities for the Audit of the Consolidated Financial Statements section of our report. We are independent of the Group in accordance with the Code of Ethics issued by the Institute of Chartered Accountants of India together with the ethical requirements that are relevant to our audit of the Consolidated Financial Statements under the provisions of the Act and the Rules thereunder, and we have fulfilled our other ethical responsibilities in accordance with these requirements and the Code of Ethics. We believe that the audit evidence we have obtained is sufficient and appropriate to provide a basis for our audit opinion on the Consolidated Financial Statements.

Key Audit Matters

Key audit matters are those matters that in our professional judgment, were of most significance in our audit of the Consolidated Financial Statements for the financial year ended March 31, 2025. These matters were addressed in the context of our audit of the Consolidated Financial Statements as a whole, and in forming our opinion thereon, and we do not provide a separate opinion on these matters. For each matter below, our description of how our audit addressed the matter is provided in that context.

We have determined the matters described below to be the key audit matters to be communicated in our report.

We have fulfilled the responsibilities described in the Auditor's responsibilities for the audit of the Consolidated Financial Statements section of our report, including in relation to these matters. Accordingly, our audit included the performance of procedures designed to respond to our assessment of the risks of material misstatement of the Consolidated Financial Statements. The results of our audit procedures performed by us and by other auditors of components not audited by us, as reported by them in their audit reports furnished to us by the management, including the procedures performed to address the matters below, provide the basis for our audit opinion on the accompanying Consolidated Financial Statements.

Key audit matters	How our audit addressed the key audit matter
(a) Impairment of financial instruments **As described in note 5, 38, 55 of the Consolidated Financial Statements**	
Financial Instruments ("Ind AS 109") requires the group to provide for impairment of its financial assets as at the reporting date using the expected credit loss (ECL) approach. ECL involves an estimation of probability- weighted loss on financial instruments over their life, considering reasonable and supportable information about past events, current conditions, and forecasts of future economic conditions which could impact the credit quality of the Group's financial assets (loan portfolio). In this process, a significant degree of judgement has been applied by the management for: a) Staging of financial assets (i.e. classification in 'significant increase in credit risk' ("SICR") and 'default' categories); b) Assigning internal rating grades to customers for which external rating is not available; c) Calibrating external ratings- linked probability of default to align with past default rates; and d) Estimation of management overlay for macro-economic factors correlation with the credit quality of the groups loan portfolio. In the view of such high degree of management's judgement involved in estimation of ECL, it is identified as key audit matter.	Our audit procedures, including those reported in the auditor's report of respective subsidiary companies, comprised the following: • Read and assessed the Group's accounting policy for impairment of financial assets and its compliance with Ind AS 109 and with the governance framework approved by the Board of Directors; • Tested the design and operating effectiveness of the controls for staging of loans based on their past-due status. Tested samples of performing (stage 1) loans to assess whether any loss indicators were present requiring them to be classified under stage 2 or 3. • We performed procedures to test the inputs used in the ECL computation, on a sample basis. • Tested assumptions used by the management in determining the overlay for macro-economic factors. • Tested the arithmetical accuracy of computation of ECL provision performed by the Group in spreadsheet. • Read and assessed adequacy of the disclosures included in the Consolidated Financial Statements in respect of ECL with the requirements of Ind AS 107 and Ind AS 109.
(b) Information technology ('IT') systems and controls	
The reliability and security of IT systems play a key role in the business operations, financial accounting and reporting process of the Group. Since large volume of transactions are processed daily, the IT controls are required to ensure that applications process data as expected and that changes are made in an appropriate manner. Any gaps in the IT control environment could result in a	We performed the following procedures for testing IT general controls and for assessing the reliability of electronic data processing, assisted by specialized IT auditors including those reported in the auditor's report of respective subsidiary companies, comprised the following: • The aspects covered in the IT General Control audit were (i) User Access Management (ii) Program Change

Key audit matters	How our audit addressed the key audit matter
material misstatement of the financial accounting and reporting records. Therefore, due to the pervasive nature and complexity of the IT environment, the assessment of the general IT controls and the application controls specific to the accounting and preparation of the financial information is considered to be a key audit matter.	Management (iii) Other related ITGCs- to understand the design and test the operating effectiveness of such controls; • Assessed the changes that were made to the key systems during the audit period and assessing changes that have impact on financial reporting; • Tested the periodic review of access rights. We inspected requests of changes to systems for appropriate approval and authorisation. • Performed tests of controls (including other compensatory controls wherever applicable) on the IT application controls and IT dependent manual controls in the system. • We have relied on the on SOC-2 type II report provided by the vendor for oracle fusion to ensure compliance with audit trail. • Tested the design and operating effectiveness of compensating controls, where deficiencies were identified and where necessary, extended the scope of our substantive audit procedures.

Information Other than the Financial Statements and Auditor's Report Thereon

The Holding Company's Board of Directors is responsible for the other information. The other information comprises the information included in the Board's Report and Annual Report, but does not include the Consolidated Financial Statements and our auditor's report thereon. The Board Report and Annual Report is expected to be made available to us after the date of this auditor's report.

Our opinion on the Consolidated Financial Statements does not cover the other information and we do not express any form of assurance conclusion thereon.

In connection with our audit of the Consolidated Financial Statements, our responsibility is to read the other information identified above when it becomes available and, in doing so, consider whether the other information is materially inconsistent with the Consolidated Financial Statements, or our knowledge obtained in the audit or otherwise appears to be materially misstated. Based on the work we have performed, if we conclude that there is a material misstatement of this other information, we are required to report that fact.

Responsibilities of Management and Board of Directors for the Consolidated Financial Statements

The Holding Company's Board of Directors is responsible for the preparation and presentation of these Consolidated Financial Statements in terms of the requirement of the Act that give a true and fair view of the Consolidated financial position, Consolidated financial performance including Consolidated Other Comprehensive Income, Consolidated Cash Flows and Consolidated Statement of Changes in Equity of the Group in accordance with the accounting principles generally accepted in India, including the Ind AS . The respective Board of Directors of the companies included in the Group are responsible for maintenance of adequate accounting records in accordance with the provisions of the Act for safeguarding of the assets of the Group and for preventing and detecting frauds and other irregularities; selection and application of appropriate accounting policies; making

judgments and estimates that are reasonable and prudent; and design, implementation and maintenance of adequate internal financial controls, that were operating effectively for ensuring the accuracy and completeness of the accounting records, relevant to the preparation and presentation of the Consolidated Financial Statements that give a true and fair view and are free from material misstatement, whether due to fraud or error, which have been used for the purpose of preparation of the Consolidated Financial Statements by the Directors of the Holding Company, as aforesaid.

In preparing the Consolidated Financial Statements, the respective Board of Directors of the Companies included in the Group are responsible for assessing the ability of the Group to continue as a going concern, disclosing, as applicable, matters related to going concern and using the going concern basis of accounting unless the Board of Directors either intends to liquidate the Group or to cease operations, or has no realistic alternative but to do so.

The respective Board of Directors of the Companies included in the Group are also responsible for overseeing the financial reporting process of the Group.

Auditor's Responsibilities for the Audit of the Consolidated Financial Statements

Our objectives are to obtain reasonable assurance about whether the Consolidated Financial Statements as a whole are free from material misstatement, whether due to fraud or error, and to issue an auditor's report that includes our opinion. Reasonable assurance is a high level of assurance, but is not a guarantee that an audit conducted in accordance with SA's will always detect a material misstatement when it exists. Misstatements can arise from fraud or error and are considered material if, individually or in the aggregate, they could reasonably be expected to influence the economic decisions of users taken on the basis of these Consolidated Financial Statements.

As part of an audit in accordance with SAs, we exercise professional judgment and maintain professional skepticism throughout the audit. We also:

- Identify and assess the risks of material misstatement of the Consolidated Financial Statements, whether due to fraud or error, design and perform audit procedures responsive to those risks, and obtain audit evidence that is sufficient and appropriate to provide a basis for our opinion. The risk of not detecting a material misstatement resulting from fraud is higher than for one resulting from error, as fraud may involve collusion, forgery, intentional omissions, misrepresentations, or the override of internal control.

- Obtain an understanding of internal control relevant to the audit in order to design audit procedures that are appropriate in the circumstances. Under section 143(3)(i) of the Companies Act, 2013, we are also responsible for expressing our opinion on whether the Holding Company has adequate internal financial controls system with reference to Consolidated Financial Statements in place and the operating effectiveness of such controls.

- Evaluate the appropriateness of accounting policies used and the reasonableness of accounting estimates and related disclosures made by the Management.

- Conclude on the appropriateness of Management's use of the going concern basis of accounting and, based on the audit evidence obtained, whether a material uncertainty exists related to events or conditions that may cast significant doubt on the ability of the Group to continue as a going concern. If we conclude that a material uncertainty exists, we are required to draw attention in our auditor's report to the related disclosures in the Consolidated Financial Statements or, if such disclosures are inadequate, to modify our opinion. Our conclusions are based on the audit evidence obtained up to the date of our

auditor's report. However, future events or conditions may cause the Group to cease to continue as a going concern.

- Evaluate the overall presentation, structure and content of the Consolidated Financial Statements, including the disclosures and whether the Consolidated Financial Statements represent the underlying transactions and events in a manner that achieves fair presentation.

- Obtain sufficient appropriate audit evidence regarding the financial information of the entities or business activities within the Group to express an opinion on the Consolidated Financial Statements. We are responsible for the direction, supervision and performance of the audit of financial statements of such entities included in the Consolidated Financial Statements of which we are the independent auditors. For the other entities included in the Consolidated Financial Statements, which have been audited by other auditors, such other auditors remain responsible for the direction, supervision and performance of the audits carried out by them. We remain solely responsible for our audit opinion.

We communicate with those charged with governance of the Holding Company and such other entities included in the Consolidated Financial Statements of which we are the independent auditors regarding, among other matters, the planned scope and timing of the audit and significant audit findings, including any significant deficiencies in internal control that we identify during our audit.

We also provide those charged with governance with a statement that we have complied with relevant ethical requirements regarding independence, and to communicate with them all relationships and other matters that may reasonably be thought to bear on our independence, and where applicable, related safeguards.

From the matters communicated with those charged with governance, we determine those matters that were of most significance in the audit of the Consolidated Financial Statements for the financial year ended March 31, 2025 and are therefore the key audit matters. We describe these matters in our auditor's report unless law or regulation precludes public disclosure about the matter or when, in extremely rare circumstances, we determine that a matter should not be communicated in our report because of the adverse consequences of doing so would reasonably be expected to outweigh the public interest benefits of such communication.

Other Matter

We did not audit the financial statements and other financial information in respect of:

- 4 subsidiaries whose financial statements include total assets of Rs. 40,552.45 Million as at March 31, 2025, and total revenues of Rs. 6,519.41 Million and net cash inflows of Rs.29.00 Million for the year ended on that date. These financial statements and other financial information have been audited by the other auditors, which financial statements, other financial information and auditor's reports have been furnished to us by the management.

Our opinion on the Consolidated Financial Statements, in so far as it relates to the amounts and disclosures included in respect of these subsidiaries, and our report in terms of sub-sections (3) of Section 143 of the Act, in so far as it relates to the aforesaid subsidiaries is based solely on the reports of such other auditors.

Our opinion above on the consolidated financial statements, and our report on Other Legal and Regulatory Requirements below, is not modified in respect of the above matters with respect to our reliance on the work done and the reports of the other auditors and the financial statements and other financial information furnished by the Management.

Report on Other Legal and Regulatory Requirements

1. As required by the Companies (Auditor's Report) Order, 2020 (the "Order"), issued by the Central Government of India in terms of sub-section (11) of section 143 of the Act based on our audit and on the consideration of report of the other auditors on separate financial statements and the other financial information of the subsidiary Companies, as noted in 'Other Matter' paragraph we give in the "Annexure 1" a statement on the matters specified in paragraphs 3 (xxi) of the Order, to the extent applicable.

2. As required by Section 143(3) of the Act, based on our audit and on the consideration of the audit reports of the other auditors on separate financial statements and other financial information of subsidiaries, as noted in the 'Other Matter' paragraph, we report, to the extent applicable, that:

   (a) We and the other auditors whose report we have relied upon have sought and obtained all the information and explanations which to the best of our knowledge and belief were necessary for the purposes of our audit of the aforesaid Consolidated Financial Statements;

   (b) In our opinion, proper books of account as required by law relating to the preparation of the aforesaid Consolidated Financial Statements have been kept so far it appears from our examination of those books and the reports of the other auditors;

   (c) The Consolidated Balance Sheet, the Consolidated Statement of Profit and Loss (including the Consolidated Statement of Other Comprehensive Income), the Consolidated Statement of Cash Flow and Consolidated Statement of Changes in Equity dealt with by this report are in agreement with the relevant books of account maintained for the purpose of preparation of the Consolidated Financial Statements;

   (d) In our opinion, the aforesaid Consolidated Financial Statements comply with the Ind AS;

   (e) On the basis of the written representations received from the directors of the Holding Company as on March 31, 2025 taken on record by the Board of Directors of the Holding Company and the reports of the statutory auditors of its subsidiary companies, none of the directors of the Group Companies are disqualified as on March 31, 2025 from being appointed as a director in terms of Section 164 (2) of the Act;

   (f) With respect to the adequacy of the internal financial controls over financial reporting with reference to these Consolidated Financial Statements of the Holding Company and its Subsidiary companies and the operating effectiveness of such controls, refer to our separate Report in "Annexure 2" to this report;

   (g) In our opinion and based on the consideration of reports of other statutory auditors of the subsidiaries, the managerial remuneration for the year ended March 31, 2025 has been paid / provided by the Holding Company, and its subsidiary companies to their directors in accordance with the provisions of section 197 read with schedule V to the Act.

   (h) With respect to the other matters to be included in the Auditor's Report in accordance with Rule 11 of the Companies (Audit and Auditors) Rules, 2014, in our opinion and to the best of our information and according to the explanations given to us and based on the consideration of audit reports of the other auditors on separate financial statements as also the other financial information of the

subsidiaries, as noted in the 'Other Matter' paragraph:

i. The Consolidated Financial Statements disclose the impact of pending litigations on its consolidated financial position of the Group in its Consolidated Financial Statements – Refer note 42 to the Consolidated Financial Statements.

ii. The Group did not have any long- term contracts including derivative contracts for which there were any material foreseeable losses;

iii. There were no amounts which were required to be transferred, to the Investor Education and Protection Fund by the Group.

iv. (a) The respective management of the Holding Company and its subsidiaries which are companies incorporated in India whose financial statements have been audited under the Act have represented to us and the other auditors of such subsidiaries respectively that, to the best of it's knowledge and belief, as disclosed in the note 71(A) to the Consolidated Financial Statements, during the year no funds have been advanced or loaned or invested (either from borrowed funds or share premium or any other sources or kind of funds) by the Holding Company or any of such subsidiaries to or in any other person(s) or entity(ies), including foreign entities ("Intermediaries"), with the understanding, whether recorded in writing or otherwise, that the Intermediary shall, directly or indirectly lend or invest in other persons or entities identified in any manner whatsoever by or on behalf of the respective Holding Company or any of such subsidiaries("Ultimate Beneficiaries") or provide any guarantee, security or the like on behalf of the Ultimate Beneficiaries.

(b) The respective managements of the Holding Company and its subsidiaries which are companies incorporated in India whose financial statements have been audited under the Act have represented to us and the other auditors of such subsidiaries, that, to the best of it's knowledge and belief, other than as disclosed in the note 71(B) to the Consolidated Financial Statements, during the year no funds have been received by the respective Holding Company or any of such subsidiaries from any person(s) or entity(ies), including foreign entities ("Funding Parties"), with the understanding, whether recorded in writing or otherwise, that the Holding Company or any of such subsidiaries shall, whether, directly or indirectly, lend or invest in other persons or entities identified in any manner whatsoever by or on behalf of the Funding Party ("Ultimate Beneficiaries") or provide any guarantee, security or the like on behalf of the Ultimate Beneficiaries.

(c) Based on the audit procedures that have been considered reasonable and appropriate in the circumstances performed by us and that performed by the auditors of the subsidiaries which are companies incorporated in India whose financial statements have been audited under the Act, nothing has come to our or other auditor's notice that has caused us or the other auditor's to believe that the representations under sub-clause (a) and (b) contain any material misstatement.

v. The Holding Company has not declared or paid any dividend during the year.

The final dividend proposed in the previous year, declared and paid by the Subsidiary Company during the year, is in accordance with section 123 of the Act, as applicable. The Board of Directors of the Subsidiary Company have proposed final dividend for the year which is subject to the approval of the members at the ensuing Annual General Meeting. The dividend proposed is in

accordance with section 123 of the Act, as applicable.

vi. Based on our examination which included test checks and that performed by the respective auditors of the subsidiaries which are companies incorporated in India whose financial statements have been audited under the Act, the Holding Company and subsidiary companies have used an accounting software for maintaining its books of account which has a feature of recording audit trail (edit log) facility and the same has operated throughout the year for all relevant transactions recorded in the software.

Further, during the course of our audit, we and the respective auditor of the above referred subsidiaries did not come across any instance of audit trail feature being tampered with and the audit trail has been preserved by the Company as per the statutory requirements for record retention.

For **Nangia & Co. LLP**
Chartered Accountants
Firm Registration Number: 002391C/N500069

Jaspreet Singh Bedi
Partner
Membership Number: 601788
UDIN: 25601788BMKSAV8090

Place: Mumbai
Date: May 08, 2025

NANGIA & CO LLP

CHARTERED ACCOUNTANTS

"ANNEXURE 1" TO THE INDEPENDENT AUDITOR'S REPORT OF EVEN DATE ON THE CONSOLIDATED FINANCIAL STATEMENTS OF EDELWEISS RURAL & CORPORATE SERVICES LIMITED

[Referred to in paragraph 1 under the heading 'Report on Other Legal and Regulatory Requirements' in the Independent Auditor's Report]

Based on our audit and on the consideration of report of the other auditors on separate financial statements and the other financial information of the subsidiary companies, as noted in the "Other matter" paragraph, we state that:

(3) (xxi) There are no qualifications or adverse remarks by the respective auditors in their report on Companies (Auditor Report) Order, 2020 of the companies included in the Consolidated Financial Statements except for following where the respective auditor have reported unfavorable or adverse remarks in their audit report to the principal auditor.

Sr. No	Name	CIN	Holding Company / Subsidiary Company	Clause Number of the CARO report which is unfavorable or adverse
1	Edelweiss Rural & Corporate Services Limited	U45201TG2006PLC078157	Holding	iii(c), iii(d) and xvii
2	Comtrade Commodities Services Limited	U66990GJ1995PLC025267	Subsidiary	xvii
3	Edelweiss Investment Advisor Limited	U74140TG2008PLC120334	Subsidiary	iii(c), iii (d) and xvii
4	Nido Home Finance Limited (formerly Edelweiss Housing Finance Limited)	U65922MH2008PLC182906	Subsidiary	iii(c) and iii (d)

For **Nangia & Co. LLP**
Chartered Accountants
Firm Registration Number: 002391C/N500069

Jaspreet Singh Bedi
Partner
Membership Number: 601788
UDIN: 25601788BMKSAV8090

Place: Mumbai
Date: May 08, 2025

"ANNEXURE 2" TO THE INDEPENDENT AUDITOR'S REPORT OF EVEN DATE ON THE CONSOLIDATED FINANCIAL STATEMENTS OF EDELWEISS RURAL & CORPORATE SERVICES LIMITED

[Referred to in paragraph 2 (f) under 'Report on Other Legal and Regulatory Requirements' in the Independent Auditors' Report of even date to the Members of Edelweiss Rural & Corporate Services Limited on the Consolidated Financial Statements for the year ended March 31, 2025]

Report on the Internal Financial Controls under Clause (i) of Sub-section 3 of Section 143 of the Companies Act, 2013 ("the Act")

To the Members of Edelweiss Rural & Corporate Services Limited

In conjunction with our audit of the Consolidated Financial Statements of the Edelweiss Rural & Corporate Services Limited (hereinafter referred to as "the Holding Company") as of and for the year ended March 31, 2025, we have audited the internal financial controls with reference to Consolidated Financial Statements of the Holding Company and its Subsidiaries (the Holding Company and its subsidiaries together referred to as "the Group") which are incorporated in India, as of that date.

Management's Responsibility for Internal Financial Controls

The respective Board of Directors of the Holding Company, its Subsidiary Companies, which are companies incorporated in India, are responsible for establishing and maintaining internal financial controls based on internal control over financial reporting with reference to Consolidated Financial Statements criteria established by the respective Companies considering the essential components of internal control stated in the Guidance Note on Audit of Internal Financial Controls Over Financial Reporting (the "Guidance Note") issued by the Institute of Chartered Accountants of India ("ICAI"). These responsibilities include the design, implementation and maintenance of adequate internal financial controls that were operating effectively for ensuring the orderly and efficient conduct of its business, including adherence to company's policies, the safeguarding of its assets, the prevention and detection of frauds and errors, the accuracy and completeness of the accounting records, and the timely preparation of reliable financial information, as required under the Companies Act, 2013 (the "Act").

Auditors' Responsibility

Our responsibility is to express an opinion on the Group's internal financial controls over financial reporting with reference to Consolidated Financial Statements based on our audit. We conducted our audit in accordance with the Guidance Note and the Standards on Auditing, issued by the ICAI and deemed to be prescribed under section 143(10) of the Act, to the extent applicable to an audit of internal financial controls, both applicable to an audit of Internal Financial Controls and, both issued by the ICAI. Those Standards and the Guidance Note require that we comply with ethical requirements and plan and perform the audit to obtain reasonable assurance about whether adequate internal financial controls over financial reporting with reference to Consolidated Financial Statements were established and maintained and if such controls operated effectively in all material respects.

Our audit involves performing procedures to obtain audit evidence about the adequacy of the internal financial controls system over financial reporting with reference to Consolidated Financial Statements and their operating effectiveness. Our audit of internal financial controls over financial reporting with reference to Consolidated Financial Statements included obtaining an understanding of internal financial controls over financial reporting, assessing the risk that a material weakness exists, and testing and evaluating the design and operating effectiveness of internal control based on the assessed risk. The procedures selected depend on the auditor's judgement, including the assessment of the risks of material misstatement of the Financial Statements, whether due to fraud or error.

We believe that the audit evidence we have obtained, and the audit evidence obtained by the other auditor in terms of their report referred to in the "Other Matter" paragraph of this report, is sufficient and appropriate to

provide a basis for our audit opinion on the Company's internal financial controls system over financial reporting with reference to Consolidated Financial Statements.

Meaning of Internal Financial Controls Over Financial Reporting

A Company's internal financial control over financial reporting with reference to Consolidated Financial Statements is a process designed to provide reasonable assurance regarding the reliability of financial reporting and the preparation of Consolidated Financial Statements for external purposes in accordance with generally accepted accounting principles. A Company's internal financial control over financial reporting with reference to Consolidated Financial Statements includes those policies and procedures that (1) pertain to the maintenance of records that, in reasonable detail, accurately and fairly reflect the transactions and dispositions of the assets of the Company; (2) provide reasonable assurance that transactions are recorded as necessary to permit preparation of Consolidated Financial Statements in accordance with generally accepted accounting principles, and that receipts and expenditures of the company are being made only in accordance with authorisations of management and directors of the Company; and (3) provide reasonable assurance regarding prevention or timely detection of unauthorised acquisition, use, or disposition of the company's assets that could have a material effect on the Consolidated Financial Statements.

Inherent Limitations of Internal Financial Controls Over Financial Reporting

Because of the inherent limitations of internal financial controls over financial reporting with reference to Consolidated Financial Statements, including the possibility of collusion or improper management override of controls, material misstatements due to error or fraud may occur and not be detected. Also, projections of any evaluation of the internal financial controls over financial reporting with reference to Consolidated Financial Statements to future periods are subject to the risk that the internal financial control over financial reporting with reference to Consolidated Financial Statements may become inadequate because of changes in conditions, or that the degree of compliance with the policies or procedures may deteriorate.

Opinion

In our opinion, the Group has, in all material respects, an adequate internal financial controls system over financial reporting and such internal financial controls over financial reporting with reference to Consolidated Financial Statements were operating effectively as at March 31, 2025 based on the internal control over financial reporting criteria established by the respective Companies considering the essential components of internal control stated in the Guidance Note issued by the ICAI.

Other Matter

Our report under section 143(3)(i) of the Act on the adequacy and operating effectiveness of the internal financial controls with reference to the Consolidated Financial Statements of the Holding Company, in so far as it relates to these 4 subsidiaries, is based on the corresponding reports of the auditors of such subsidiaries.

Our aforesaid report under section 143(3)(i) of the Act on the adequacy and operating effectiveness of the internal financial controls over financial reporting includes only the Company.

For **Nangia & Co. LLP**
Chartered Accountants
Firm Registration Number: 002391C/N500069

Jaspreet Singh Bedi
Partner
Membership Number: 601788
UDIN: 25601788BMKSAV8090

Place: Mumbai
Date: May 08, 2025

Edelweiss Rural & Corporate Services Limited
CIN : U45201TG2006PLC078157
Consolidated Balance Sheet as at 31 March 2025
(Currency: Indian rupees in millions)

Particulars	Note No.	As at 31 March 2025	As at 31 March 2024
ASSETS			
Non-current assets			
(a) Property, Plant and Equipment (including right of use assets)	2A & 2B	1,994.98	2,021.47
(b) Capital work in progress	2E	0.89	5.71
(c) Investment property	2C	1,741.59	2,295.41
(d) Goodwill		-	146.82
(e) Other intangible assets	2D	45.58	69.91
(f) Intangible assets under development	2F	15.36	10.52
(g) Financial Assets		-	
(i) Investments	3	1,439.79	1,927.35
(ii) Trade receivables	4 (A)	466.77	-
(iii) Loans	5	25,660.00	30,824.91
(iv) Other financial assets	6	1,341.01	1,240.80
(v) Bank balances other than cash and cash equivalents	7	629.33	1,764.31
(h) Deferred tax assets (net)	8	2,322.82	1,050.31
(i) Current tax assets (net)	9	1,164.12	1,557.93
(j) Other non-current assets	10	12.89	157.52
Total Non-Current assets		**36,835.13**	**43,072.97**
Current assets			
(a) Financial Assets			
(i) Investments	11	137.46	3,206.45
(ii) Trade receivables	4 (B)	264.72	216.25
(iii) Cash and cash equivalents	12	4,127.43	2,854.85
(iv) Bank balances other than (iii) above	13	1,574.28	775.17
(v) Loans	14	8,623.74	9,908.02
(vi) Other financial assets	15	179.04	188.00
(b) Current tax assets (net)	16	0.01	0.02
(c) Other current assets	17	340.01	284.08
Total Current assets		**15,246.69**	**17,432.84**
TOTAL ASSETS		**52,081.82**	**60,505.81**
EQUITY AND LIABILITIES			
Equity			
(a) Equity share capital	18	665.80	665.80
(b) Instruments entirely of equity in nature	19	12,509.48	12,513.60
(c) Other equity	20	(5,334.32)	(10,149.44)
Total equity attributable to Owners of the Company		**7,840.96**	**3,029.96**
Equity attributable to Non-controlling interests		**3,707.85**	4,019.24
Total Equity		**11,548.81**	**7,049.20**
Liabilities			
Non-current liabilities			
(a) Financial liabilities			
(i) Borrowings	21	23,156.22	28,135.07
(ii) Other financial liabilities	22	8,464.88	9,455.52
(iii) Lease liabilities	45	247.38	205.90
(b) Provisions	23	6.52	7.85
(c) Deferred tax liabilities (net)	8	75.83	49.46
(d) Other non-current liabilities	24	-	8.11
Total Non-current liabilities		**31,950.83**	**37,861.91**
Current liabilities			
(a) Financial liabilities			
(i) Borrowings	25	5,281.19	11,500.05
(ii) Trade payables	26		
Total outstanding dues of micro enterprises and small enterprises		11.64	4.40
Total outstanding dues to creditors other than micro enterprises and small enterprises		342.35	1,040.69
(iii) Other financial liabilities	27	2,686.34	2,766.27
(iv) Lease liabilities	45	66.27	61.71
(b) Other current liabilities	28	110.26	98.17
(c) Provisions	29	52.96	42.65
(d) Current tax liabilities (net)	30	31.17	80.76
Total current liabilities		**8,582.18**	**15,594.70**
TOTAL EQUITY AND LIABILITIES		**52,081.82**	**60,505.81**

The accompanying notes are an integral part of the consolidated financial 1 to 76

As per our report of even date attached.

For Nangia & Co. LLP
Chartered Accountants
ICAI Firm Registration Number: 002391C/ N500069

Jaspreet Singh Bedi
Partner
Membership No: 601788

Mumbai
May 08, 2025

For and on behalf of the Board of Directors of
Edelweiss Rural & Corporate Services Limited

Ravindra Dhobale
Executive Director & CFO
DIN No.:05147051

Ananya Suneja
Director
DIN : 07297081

Christina Dsouza
Company Secretary
Membership No: 18781

Mumbai
May 08, 2025

Edelweiss Rural & Corporate Services Limited
CIN : U45201TG2006PLC078157
Consolidated Statement of Profit and Loss for the year ended 31 March 2025
(Currency: Indian rupees in millions)

Particulars	Note No.	For the year ended 31 March 2025	For the year ended 31 March 2024
Revenue from operations			
Fee and commission income	31	979.60	820.61
Interest income	32	5,570.56	5,455.83
Net gain / (loss) on fair value changes	33	1,868.85	(971.12)
Sale of commodities		-	2,542.31
Other operating revenue	34	378.20	281.82
Dividend income		11.27	8.93
Total revenue from operations		8,808.48	8,138.38
Other income	35	4,298.43	278.84
Total Income		13,106.91	8,417.22
Expenses			
Purchases of commodities		-	2,541.50
Employee benefits expense	36	1,281.43	1,184.18
Finance costs	37	6,121.68	5,835.68
Depreciation and amortisation expense	2	272.37	267.19
Impairment on financial instrument	38	288.66	126.56
Other expenses	39	1,795.79	1,468.58
Total expenses		9,759.93	11,423.69
Profit / (loss) before tax for the year		3,346.98	(3,006.47)
Tax expenses	53		
Current tax		24.03	101.98
Short / (Excess) provision for earlier years		(41.41)	(7.63)
Deferred tax		(1,423.91)	23.75
Profit / (loss) after tax for the year		4,788.27	(3,124.57)
Other Comprehensive Income / (loss) for the year			
Items that will not be reclassified to profit or loss			
Remeasurement gain / loss on defined benefit plans		3.37	(12.34)
Deferred Tax Charge/ (Benefit)		2.81	0.19
Total		6.18	(12.15)
Total Comprehensive Income / (Loss)		4,794.45	(3,136.72)
Net Profit / (Loss) for the year attributable to:			
Owners of the Company		4,703.93	(3,243.92)
Non-controlling interest		84.34	119.35
Other Comprehensive Income / (Loss) for the period attributable to:			
Owners of the Company		7.10	(11.90)
Non-controlling interest		(0.92)	(0.25)
Total Comprehensive Income / (Loss) for the period attributable to:			
Owners of the Company		4,711.03	(3,255.82)
Non-controlling interest		83.42	119.10
Earnings per share (Face value of Rs. 10 each):	44		
-Basic		47.45	(36.13)
-Diluted		47.45	(36.13)

The accompanying notes are an integral part of the consolidated financial statements. 1 to 76

As per our report of even date attached.

For Nangia & Co. LLP
Chartered Accountants
ICAI Firm Registration Number: 002391C/ N500069

Jaspreet Singh Bedi
Partner
Membership No: 601788

Mumbai
May 08, 2025

NANGIA & CO. LLP * CHARTERED ACCOUNTANTS *

For and on behalf of the Board of Directors of
Edelweiss Rural & Corporate Services Limited

Ravindra Dhobale
Executive Director & CFO
DIN No.:05147051

Ananya Suneja
Director
DIN: 07297081

Christina Dsouza
Company Secretary
Membership No: 18781

Mumbai
May 08, 2025

Edelweiss Rural & Corporate Services Limited

Edelweiss Rural & Corporate Services Limited
CIN : U45201TG2006PLC078157
Consolidated Cash Flow Statement
(Currency: Indian rupees in millions)

	Particluars	For the year ended 31 March 2025	For the year ended 31 March 2024
A	**Cash flow from operating activities**		
	Profit / (loss) before tax	**3,346.98**	**(3,006.47)**
	Adjustments for :		
	Impairment on financial instruments (net)	288.66	126.56
	Depreciation and amortisation expense	272.37	267.19
	Dividend Income	(11.27)	(8.93)
	Finance costs	6,121.68	5,835.68
	Fair value changes in investments	(144.45)	350.48
	Operating cash flow before working capital changes	**9,873.97**	**3,564.51**
	Changes in working capital		
	Decrease/(Increase) in trade receivables	(582.27)	118.23
	Decrease/(Increase) in loans and advances	6,374.38	(6,831.17)
	Decrease/(Increase) in other assets	333.30	(34.96)
	Increase / (decrease) in liabilities and provisions	(1,748.75)	264.37
	Cash generated from operations	**14,250.63**	**(2,919.02)**
	Taxes paid (net of refunds)	542.18	167.85
	Net cash generated from/ (used in) operating activities - A	**14,792.81**	**(2,751.17)**
B	**Cash flow from investing activities**		
	(Purchase) / Sale of Property, Plant and Equipment (net) (including capital work-in progress)[1]	332.23	657.84
	(Purchase) / sale of current and non-current investments (net)[1]	3,409.64	11,537.66
	Dividend received	11.27	8.93
	Net cash generated from/ (used in) investing activities - B	**3,753.14**	**12,204.43**
C	**Cash flow from financing activities**		
	Proceeds from / (Repayment of) loans (net)[1]	(6,513.70)	(7,973.79)
	Proceeds from / (Redemption of) subordinated liabilities[1]	(8.77)	(455.74)
	Proceeds from Issue of Equity share capital	-	3,700.45
	Proceeds/(Redemption) from issuance of commercial paper[1]	(4,650.25)	2,440.51
	Principal repayment of leases	46.04	133.37
	Interest paid	(6,146.69)	(5,711.80)
	Net cash (used in) / generated from financing activities - C	**(17,273.37)**	**(7,867.00)**
	Net increase / (decrease) in cash and cash equivalents (A+B+C)	**1,272.58**	**1,586.26**
	Cash and cash equivalents as at the beginning of the year	**2,854.85**	**1,268.59**
	Cash and cash equivalents as at the end of the year	**4,127.43**	**2,854.85**

Note:

1 Bank receipts and payments for transaction with group companies in which the turnover is quick, the amounts are large, and the maturities are short are presented on net basis in accordance with Ind AS-7 Statement of Cash Flows.

2 Cash Flow Statement has been prepared under the indirect method as set out in Ind AS 7 prescribed under the Companies (Indian Accounting Standards) Rules, 2015 under the Companies Act, 2013.

The accompanying notes are an integral part of the consolidated financial statements. 1 to 76

As per our report of even date attached.

For Nangia & Co. LLP
Chartered Accountants
ICAI Firm Registration Number: 002391C/ N500069

Jaspreet Singh Bedi
Partner
Membership No: 601788

Mumbai
May 08, 2025

For and on behalf of the Board of Directors of
Edelweiss Rural & Corporate Services Limited

Ravindra Dhobale
Executive Director & CFO
DIN No.:05147051

Ananya Suneja
Director
DIN : 07297081

Christina Dsouza
Company Secretary
Membership No: 18781

Mumbai
May 08, 2025

Edelweiss Rural & Corporate Services Limited
CIN : U45201TG2006PLC078157
Consolidated Statement of changes in equity for the year ended 31 March 2025
(Currency: Indian rupees in millions)

(A) Equity share capital

Particulars	As at 31 March 2025	As at 31 March 2024
Balance at the beginning of the year	665.80	465.35
Changes in equity share capital during the year	-	200.45
Balance at the end of the year	665.80	665.80

(B) Instruments entirely equity in nature

Particulars	As at 31 March 2025	As at 31 March 2024
Balance at the beginning of the year	12,513.60	9,013.60
Changes in equity share capital during the year	(4.12)	3,500.00
Balance at the end of the year	12,509.48	12,513.60

Refer Note no 18.

Other Equity

Particluars	Reserves and Surplus								Other Comprehensive Income	Total attributable to owners of the parent	Non-Controlling Interests
	Capital Reserve	Reserve under section 29C of the National Housing Bank Act, 1987	Special Reserve under Section 45-IC of the Reserve Bank of India Act, 1934	Capital Redemption Reserve	Securities Premium Account	ESOP reserve	Debenture redemption reserve	Retained earnings	Revaluation Reserve		
Balance as at 01 April 2023	(1,159.41)	607.55	138.39	30.00	5,564.51	100.07	1,458.30	(14,106.71)	870.04	(6,497.26)	3,900.14
Profit or loss	-	-	-	-	-	-	-	(3,243.92)	-	(3,243.92)	119.35
Other comprehensive income	-	-	-	-	-	-	-	(11.90)	-	(11.90)	(0.25)
Total Comprehensive Income for the year	-	-	-	-	-	-	-	(3,255.82)	-	(3,255.82)	119.10
Transfers to / from retained earnings	-	38.60	25.09	-	-	-	-	(63.69)	-	-	-
Effect of change in group's interest	-	-	-	-	-	-	-	(418.22)	-	(418.22)	-
Revaluation of property, plant & equipment	-	-	-	-	-	-	-	52.16	(52.16)	-	-
Any other change	-	-	-	-	-	-	-	21.86	-	21.86	-
Balance as at 31 March 2024	(1,159.41)	646.15	163.48	30.00	5,564.51	100.07	1,458.30	(17,770.42)	817.88	(10,149.44)	4,019.24
Profit or loss	-	-	-	-	-	-	-	4,708.93		4,708.93	84.34
Other comprehensive income	-	-	-	-	-	-	-	7.10	-	7.10	(0.92)
Total Comprehensive Income for the year	-	-	-	-	-	-	-	4,711.03	-	4,711.03	83.42
Transfers to / from retained earnings	-	38.76	-	-	-	-	-	(38.76)	-	-	-
Effect of change in group's interest	2,021.85	-	(163.48)	-	-	(1.69)	-	(1,732.61)	-	124.08	(394.81)
Revaluation of property, plant & equipment	-	-	-	-	-	-	-	79.95	(79.95)	-	-
Any other change	-	-	-	-	-	-	-	(19.99)	-	(19.99)	-
Balance as at 31 March 2025	862.44	684.91	-	30.00	5,564.51	98.38	1,458.30	(14,770.80)	737.93	(5,334.32)	3,707.85

Refer Note 19 for other details

The accompanying notes are an integral part of the consolidated financial statements. 1 to 76

As per our report of even date attached.

For Nangia & Co. LLP
Chartered Accountants
CAI Firm Registration Number: 002391C/ N500069

Inspreet Singh Bedi
Partner
Membership No: 601788

Mumbai
May 08, 2025

For and on behalf of the Board of Directors of
Edelweiss Rural & Corporate Services Limited

Ravindra Dhobale
Executive Director & CFO
DIN No.:05147051

Ananya Suneja
Director
DIN 07297081

Christina Dsouza
Company Secretary
Membership No: 18781

Mumbai
May 08, 2025

Edelweiss Rural & Corporate Services Limited

Notes to the consolidated financial statements for the year ended 31 March 2025

1.1 Corporate information

Edelweiss Rural & Corporate Services Limited ('the Company') having Corporate Identity Number: U45201TG2006PLC078157 was incorporated on October 17, 2006 in the State of Maharashtra. The Company is listed on Bombay Stock Exchange (BSE). The Company has its registered office at MB Towers, Plot no. 5, Banjara Hills, Hyderabad, Telangana, India, 500034. The Company owns property which earns rental income and holds the technology shared service centre which provides services to group companies. The Company deals in trading of commodity. The Company also has investment in group companies.

Material Accounting Policy

1.2 Statement of Compliance and Basis of preparation and presentation of consolidated financial statements

The consolidated financial statements relate to Edelweiss Rural & Corporate Services Limited ('the Company') and its subsidiaries (together 'the Group'). The Group is primarily engaged in (a) agency business which includes advisory and other fee based services, (b) Capital based business which includes income from treasury, investment income and financing.

The consolidated financial statements have been prepared in accordance with Indian Accounting Standards (Ind AS) notified under the Companies (Indian Accounting Standards) Rules ,2015 (as amended from time to time).

These consolidated financial statements have been prepared on a historical cost basis except for certain financial instruments such as financial asset measured at fair value through other comprehensive income ("FVOCI") instruments, derivative financial instruments, fair value through Profit or Loss and other financial assets held for trading, which have been measured at fair value. The consolidated financial statements are presented in Indian Rupees ("INR") and all values are rounded to the nearest million, except when otherwise indicated.

All assets and liabilities have been classified as current and non-current as per the Group's normal operating cycle. Based on the nature of services rendered to customers and time elapsed between deployment of resources and the realisation in cash and cash equivalents of the consideration for such services rendered, the Group has considered an operating cycle of 12 months.

Principles of consolidation

The consolidated financial statements as on 31 March 2025, comprise the financial statements of the Company and its subsidiaries as at 31 March 2025. The Group consolidates a subsidiary when it controls it. Control is achieved when the Group is exposed, or has rights, to variable returns from its involvement with the investee and has the ability to affect those returns through its power over the investee. Generally, there is a presumption that a majority of voting rights result in control. To support this presumption and when the Group has less than a majority of the voting or similar rights of an investee, the Group considers all relevant facts and circumstances in assessing whether it has power over an investee, including:

- The contractual arrangement with the other vote holders of the investee
- Rights arising from other contractual arrangements
- The Group's voting rights and potential voting rights
- The size of the Group's holding of voting rights relative to the size and dispersion of the holdings of the other voting rights holders

The Group re-assesses whether or not it controls an investee, if facts and circumstances indicate that there are changes to one or more of the three elements of control. Consolidation of a subsidiary begins when the Group obtains control over the subsidiary and ceases when the Group loses control of the subsidiary. Assets, liabilities, income and expenses of a subsidiary acquired or disposed of during the year are included in the consolidated financial statements from the date the Group gains control until the date the Group ceases to control the subsidiary.

NANGIA & CO. LLP CHARTERED ACCOUNTANTS

Edelweiss Rural & Corporate Services Limited

Consolidated financial statements are prepared using uniform accounting policies for like transactions and other events in similar circumstances. If a member of the Group uses accounting policies other than those adopted in the consolidated financial statements for like transactions and events in similar circumstances, appropriate adjustments are made to that Group member's financial statements in preparing the consolidated financial statements to ensure conformity with the Group's accounting policies. However, no subsidiaries have followed different accounting policies other than those followed by the Group for the preparation of these consolidated financial statements.

The financial statements of all entities used for the purpose of consolidation are drawn up to same reporting date as that of the parent Group, i.e., year ended on 31 March 2025.

Consolidation procedure:

- Combine like items of assets, liabilities, equity, income, expenses and cash flows of the parent with those of its subsidiaries. For this purpose, income and expenses of the subsidiary are based on the amounts of the assets and liabilities recognised in the consolidated financial statements at the acquisition date.
- Offset (eliminate) the carrying amount of the parent's investment in each subsidiary and the parent's portion of equity of each subsidiary.
- Eliminate in full intragroup assets and liabilities, equity, income, expenses and cash flows relating to transactions between entities of the Group (profits or losses resulting from intragroup transactions that are recognised in assets, are eliminated in full). Ind AS 12 Income Taxes applies to temporary differences that arise from the elimination of profits and losses resulting from intragroup transactions.

Profit or loss and each component of OCI are attributed to the equity holders of the parent of the Group and to the non-controlling interests, even if this results in the non-controlling interests having a deficit balance.

All intra-group assets, liabilities, equity, income, expenses and cash flows relating to transactions between members of the Group are eliminated in full on consolidation.

A change in the ownership interest of a subsidiary, without loss of control, is accounted for as an equity transaction. With respect to put options granted by the Group to the holders of non-controlling interests in a subsidiary, where the Group does not have a present ownership interest in the shares subject to put, till the put remains unexercised, non-controlling continues to be recognised including allocation of profit or loss, other comprehensive income and other changes in equity of the subsidiary. However, at each reporting date, the non-controlling interest is derecognised as if it were acquired at that date and a financial liability is recognised and measured at its fair value. The difference between these two amounts is recognised as an equity transaction and attributed to owners of the parent.

1.3 Use of estimates

The preparation of the consolidated financial statements requires management to make certain estimates and assumptions that affect the reported amount of assets, liabilities and disclosure of contingent liabilities on the date of the consolidated financial statements and the reported revenue and expense during the reporting period. Actual results could differ from the estimates.





1.4 Revenue recognition

- Revenue is measured at fair value of the consideration received or receivable. Revenue is recognized when the Group satisfies a performance obligation by transferring a promised good or service (i.e. an asset) to a customer. An asset is transferred when the customer obtains control of that asset. When a performance obligation is satisfied, the Group recognizes as revenue the amount of the transaction price (excluding estimates of variable consideration) that is allocated to that performance obligation. The Group applies the five-step approach for recognition of revenue:

  (i) Identification of contract(s) with customers;

  (ii) Identification of the separate performance obligations in the contract;

  (iii) Determination of transaction price;

  (iv) Allocation of transaction price to the separate performance obligations; and

  (v) Recognition of revenue when each performance obligation is satisfied

- Fee income including advisory fees is accounted over the period as the customer simultaneously receives and consumes the benefits, as the services are rendered.
- Business support services including web-based services are accounted on accrual basis in accordance with the terms and contracts entered into between the Group and the counterparty.
- Profit / loss on sale of investments is recognised on trade date basis.
- Commodities sales are accounted as per terms of agreement with the parties.
- Interest income is recorded using the effective interest rate ("EIR") method for all financial instruments measured at amortised cost. The EIR is the rate that exactly discounts estimated future cash receipts through the expected life of the financial asset to the gross carrying amount of the financial asset. The EIR is calculated by taking into account any discount or premium on acquisition, fees and costs that are an integral part of the EIR.
- Warehouse income is recognised on accrual basis by reference to the agreements entered with customers.
- Agency commission/procurement income is recorded in pursuant to the terms and conditions mentioned in scope of work /agreement.
- Insurance and other claims are recognized as revenue on certainty of realisation.
- Interests on delayed payments, warehousing charges and rental income are recognised on accrual basis by reference to the agreements entered.
- Profit / (loss) from share in partnership firm is accounted once the amount of the share of profit/ (loss) is ascertained and credited / debited to the Group's account in the books of the partnership firm.
- Dividend income is recognised in profit or loss when the Group's right to receive payment of the dividend is established, it is probable that the economic benefits associated with the dividend will flow to the entity, and the amount of the dividend can be measured reliably.
- Real estate advisory income is recognised basis the terms and conditions mentioned in the agreement.

***1.5* Financial Instruments**

Date of recognition

Financial assets and financial liabilities, with the exception of borrowings are initially recognised on the trade date i.e. the date that the Group becomes a party to the contractual provisions of the instrument. This includes regular way trades; purchases or sales of financial assets that require delivery of assets within the time frame generally established by regulation or convention in the market place. The Group recognises borrowings when funds reach the Group.

NANGIA & CO. LLP * CHARTERED ACCOUNTANTS *

Edelweiss Rural & Corporate

Initial measurement of financial instruments

Financial assets and financial liabilities are initially measured at fair value. Transaction costs that are directly attributable to the acquisition or issue of financial assets and financial liabilities (other than financial assets and financial liabilities at fair value through profit or loss) are added to or deducted from the fair value of the financial assets or financial liabilities, as appropriate, on initial recognition. Transaction costs directly attributable to the acquisition of financial assets or financial liabilities at fair value through profit or loss are recognised immediately in profit or loss.

Day 1 profit or loss

When the transaction price of the financial instrument differs from the fair value at origination and the fair value is based on a valuation technique using only inputs observable in market transactions, the Group recognises the difference between the transaction price and fair value in net gain on fair value changes. In those cases where fair value is based on models for which some of the inputs are not observable, the difference between the transaction price and the fair value is deferred and is only recognised in statement of profit and loss when the inputs become observable, or when the instrument is derecognised.

Classification of financial instruments

The Group classifies all of its financial assets based on the business model for managing the assets and the asset's contractual terms, measured at either:

- Amortised cost
- Fair value through Other Comprehensive Income ("FVTOCI")
- Fair Value through Profit or loss ("FVTPL")

The Group measures debt financial assets that meet the following conditions at amortised cost:

- the financial asset is held within a business model whose objective is to hold financial assets in order to collect contractual cash flows; and
- the contractual terms of the financial asset give rise on specified dates to cash flows that are solely payments of principal and interest on the principal amount outstanding.

Sales that occur for below reason are considered as consistent with business model whose objective is to hold financial assets in order to collect contractual cash flows.

- if those sales are infrequent (even if significant in value) or insignificant in value both individually and in aggregate (even if frequent).
- if such sales are made close to maturity of financial asset and proceeds from sale approximate the collection of the remaining contractual cashflow
- selling a financial asset because of significant increase in credit risk.

Debt instruments that meet the following conditions are subsequently measured at fair value through other comprehensive income (except for debt instruments that are designated as at fair value through profit or loss on initial recognition):

- the financial asset is held within a business model whose objective is achieved both by collecting contractual cash flows and selling the financial assets; and
- the contractual terms of the financial asset give rise on specified dates to cash flows that are solely payments of principal and interest on the principal amount outstanding.

By default, all other financial assets are subsequently measured at FVTPL.

NANGIA & CO. LLP * CHARTERED ACCOUNTANTS *

Edelweiss Rural & Corporate Services Limited

Amortized cost and Effective interest rate (EIR)

The effective interest method is a method of calculating the amortised cost of a debt instrument and of allocating interest income over the relevant period.

For financial instruments other than purchased or originated credit-impaired financial assets, the effective interest rate is the rate that exactly discounts estimated future cash receipts (including all fees and points paid or received that form an integral part of the effective interest rate, transaction costs and other premiums or discounts) excluding expected credit losses, through the expected life of the debt instrument, or, where appropriate, a shorter period, to the gross carrying amount of the debt instrument on initial recognition. For purchased or originated credit impaired financial assets, a credit-adjusted effective interest rate is calculated by discounting the estimated future cash flows, including expected credit losses, to the amortised cost of the debt instrument on initial recognition.

The amortised cost of a financial asset is the amount at which the financial asset is measured at initial recognition minus the principal repayments, plus the cumulative amortisation using the effective interest method of any difference between that initial amount and the maturity amount, adjusted for any loss allowance. On the other hand, the gross carrying amount of a financial asset is the amortised cost of a financial asset before adjusting for any loss allowance.

Financial assets held for trading

The Group classifies financial assets as held for trading when they have been purchased or issued primarily for short-term profit making through trading activities or form part of a portfolio of financial instruments that are managed together, for which there is evidence of a recent pattern of short-term profit taking. Held for trading assets and liabilities are recorded and measured in the balance sheet at fair value.

Financial assets at fair value through profit or loss

Financial assets in this category are those that are not held for trading and have been either designated by management upon initial recognition or are mandatorily required to be measured at fair value under Ind AS 109. These include debt securities, equity instruments, mutual fund units, nifty linked debentures etc.

Disclosure requirement of Ind AS 107-Financial Instruments: Disclosure

Investment in equity instruments

The Group subsequently measures all equity investments (other than subsidiaries, associates, and other group companies) at fair value through profit or loss, unless the management has elected to classify irrevocably some of its strategic equity investments to be measured at FVTOCI, when such instruments meet the definition of Equity under Ind AS 32 Financial Instruments: Presentation and are not held for trading. Such classification is determined on an instrument-by-instrument basis. Investments in subsidiaries and associates are carried at cost as permitted under Ind AS 27 (Consolidated and Separate Financial Statements). The investment in other group companies are carried at cost.

Investment in mutual funds and preference Shares

The Group subsequently measures all investments in mutual fund and preference shares at fair value through profit or loss as these financial assets do not pass the contractual cash flow test as required by Ind AS- 109- Financial Instruments, for being designated at amortised cost or FVTOCI, hence classified at FVTPL.

Financial liabilities

All financial liabilities are measured at amortised cost except loan commitments, financial guarantees, and derivative financial liabilities.

Debt securities and other borrowed funds

After initial measurement, debt issued and other borrowed funds are subsequently measured at amortised cost. Amortised cost is calculated by taking into account any discount or premium on issue funds, and costs that are an integral part of the EIR.

NANGIA & CO. LLP * CHARTERED ACCOUNTANTS *

Edelweiss Rural & Corporate

The Group has issued certain non-convertible debentures, the return of which is linked to performance of specified indices over the period of the debenture. Such debentures have a component of an embedded derivative which is fair valued at a reporting date. The resultant 'net unrealised loss or gain' on the fair valuation of these embedded derivatives is recognised in the statement of profit and loss. The debt component of such debentures is measured at amortised cost using yield to maturity basis.

Financial liabilities and equity instruments

Financial instruments issued by the Group are classified as either financial liabilities or as equity in accordance with the substance of the contractual arrangements and the definitions of a financial liability and an equity instrument.

An equity instrument is any contract that evidences a residual interest in the assets of an entity after deducting all of its liabilities. Equity instruments issued by the Group entity are recognised at the proceeds received, net of direct issue costs.

Repurchase of the Group's own equity instruments is recognised and deducted directly in equity. No gain or loss is recognised in profit or loss on the purchase, sale, issue or cancellation of the Group's own equity instruments.

Redeemable preference shares

Redeemable preference shares issued are classified as financial liabilities and are measured at fair value at inception and at amortised cost subsequently.

Where the transaction price for the preference shares issued differs from the fair value, the difference is recognized in profit or loss unless the difference is a deemed capital contribution from the Group, in which case, the said difference is recognized in equity.

In accounting for these preference shares at amortised cost subsequent to initial recognition, interest expense based on the effective interest rate is recognized in profit or loss. This effective interest rate is based on the initial measurement of the preference shares (fair value) and the maturity amount. Any gain or loss on derecognition is recognized in profit or loss unless the difference is due to a transaction with a related party, in which case, the same is recognized as a deemed distribution or return of deemed capital contribution, as the case may be.

Compulsory Convertible Instruments

Compulsory Convertible Debentures/ Preference shares are separated into liability and equity components based on the terms of the contract. At the inception of the Compulsory Convertible Instruments, the following two elements will be separated:

(a) a liability component arising from the interest payments; and

(b) an equity component representing the delivery of fixed number of equity shares in future.

On issuance of the Compulsory Convertible Instrument, the fair value of the liability portion is determined using a market interest rate for an equivalent non convertible bonds. This amount is recorded as a liability on an amortised cost basis until extinguished on conversion of the bonds. The remainder of the proceeds is attributable to the equity portion of the compound instrument since it meets Ind AS 32, Financial Instruments: Presentation, criteria for fixed to fixed classification. The carrying amount of the equity component is not subsequently re-measured.

Reclassification of financial assets and liabilities

The Group does not reclassify its financial assets subsequent to their initial recognition, apart from the exceptional circumstances in which the Group acquires, disposes of, or terminates a business line.

NANGIA & CO. LLP * CHARTERED ACCOUNTANTS *

Edelweiss Rural & Corporate Services Limited

Derecognition of financial assets and financial liabilities

A transfer only qualifies for derecognition if either:

- The Group has transferred substantially all the risks and rewards of the asset; or
- The Group has neither transferred nor retained substantially all the risks and rewards of the asset, but has transferred control of the asset

The Group considers control to be transferred if and only if, the transferee has the practical ability to sell the asset in its entirety to an unrelated third party and is able to exercise that ability unilaterally and without imposing additional restrictions on the transfer.

Derecognition of financial liabilities

A financial liability is derecognised when the obligation under the liability is discharged, cancelled or expires. Where an existing financial liability is replaced by another from the same lender on substantially different terms, or the terms of an existing financial liability are substantially modified, such an exchange or modification is treated as a derecognition of the original financial liability and the recognition of a new financial liability. The difference between the carrying value of the original financial liability and the consideration paid is recognised in profit or loss.

Impairment of financial assets

The Group records allowance for expected credit losses for all loans, other debt financial assets not held at FVTPL, together with loan commitment and financial guarantee contracts, in this section all referred to as 'financial instruments'. Equity instruments are not subject to impairment.

The Group follows 'simplified approach' for recognition of impairment loss allowance on trade receivables and lease receivables. The application of simplified approach does not require the Group to track changes in credit risk. Rather, it recognises impairment loss allowance based on lifetime ECLs at each reporting date, right from its initial recognition. The Group uses a provision matrix to determine impairment loss allowance on portfolio of its receivables. The provision matrix is based on its historically observed default rates over the expected life of the receivables.

For all other financial instruments, the Group recognises lifetime ECL when there has been a significant increase in credit risk (SICR) since initial recognition. If, on the other hand, the credit risk on the financial instrument has not increased significantly since initial recognition, the Group measures the loss allowance for that financial instrument at an amount equal to 12-month expected credit losses (12m ECL). The assessment of whether lifetime ECL should be recognised is based on significant increases in the likelihood or risk of a default occurring since initial recognition instead of an evidence of a financial asset being credit-impaired at the reporting date or an actual default occurring.

Lifetime ECL represents the expected credit losses that will result from all possible default events over the expected life of a financial instrument. In contrast, 12m ECL represents the portion of lifetime ECL that is expected to result from default events on a financial instrument that are possible within 12 months after the reporting date.

The measurement of expected credit losses is a function of the probability of default, loss given default (i.e. the magnitude of the loss if there is a default) and the exposure at default. The assessment of the probability of default and loss given default is based on historical data adjusted by forward-looking information. As for the exposure at default (EAD), for financial assets, this is represented by the assets' gross carrying amount at the reporting date; for loan commitments and financial guarantee contracts, the exposure includes the amount drawn down as at the reporting date, together with any additional amounts expected to be drawn down in the future by default date determined based on historical trend, the Group's understanding of the specific future financing needs of the debtors, and other relevant forward-looking information.

For financial assets, the ECL is estimated as the difference between all contractual cash flows that are due to the Group in accordance with the contract and all the cash flows that the Group expects to receive, discounted at the original effective interest rate. The Group recognises an impairment gain or loss in profit or loss for all financial instruments with a corresponding adjustment to their carrying amount through a loss allowance account.

NANGIA & CO. LLP CHARTERED ACCOUNTANTS

Edelweiss Rural & Corporate S

Collateral valuation

To mitigate its credit risks on financial assets, the Group seeks to use collateral, where possible. The collateral comes in various forms, such as cash, securities, letters of credit/guarantees, real estate, receivables, inventories, other non-financial assets and credit enhancements such as netting agreements. Collateral, unless repossessed, is not recorded on the balance sheet. However, the fair value of collateral affects the calculation of ECLs. It is generally assessed, at a minimum, at inception and re-assessed on a periodical basis. However, some collateral, for example, cash or securities relating to margining requirements, is valued daily.

To the extent possible, the Group uses active market data for valuing financial assets held as collateral. Other financial assets which do not have readily determinable market values are valued using models.

Collateral repossessed

The Group's policy is to determine whether a repossessed asset can be best used for its internal operations or should be sold. Assets determined to be useful for the internal operations are transferred to their relevant asset category at the lower of their repossessed value or the carrying value of the original secured asset. Assets for which selling is determined to be a better option are transferred to assets held for sale at their fair value (if financial assets) and fair value less cost to sell for non-financial assets at the repossession date in line with the Group's policy.

Write off

Financial assets are written off either partially or in their entirety only when the Group has no reasonable expectation of recovery.

Derivative financial instruments

Initial recognition and subsequent measurement

The Group uses derivative financial instruments, such as forward currency contracts, interest rate swaps and forward commodity contracts, to hedge its foreign currency risks, interest rate risks and commodity price risks, respectively. Such derivative financial instruments are initially recognised at fair value on the date on which a derivative contract is entered into and are subsequently re-measured at fair value. Derivatives are carried as financial assets when the fair value is positive and as financial liabilities when the fair value is negative.

The purchase contracts that meet the definition of a derivative under Ind AS 109 are recognised in the statement of profit and loss. Commodity contracts that are entered into and continue to be held for the purpose of the receipt or delivery of a non-financial item in accordance with the Group's expected purchase, sale or usage requirements are held at cost.

Any gains or losses arising from changes in the fair value of derivatives are taken directly to profit or loss, except for the effective portion of cash flow hedges, which is recognised in OCI and later reclassified to profit or loss when the hedge item affects profit or loss or treated as basis adjustment if a hedged forecast transaction subsequently results in the recognition of a non-financial asset or non-financial liability.

Business model assessment

Classification and measurement of financial assets depends on the results of the solely payments of principal and interest (SPPI) and the business model test. The Group determines the business model at a level that reflects how groups of financial assets are managed together to achieve a particular business objective. This assessment includes judgement reflecting all relevant evidence including how the performance of the assets is evaluated and their performance measured, the risks that affect the performance of the assets and how these are managed.

NANGIA & CO. LLP * CHARTERED ACCOUNTANTS *

Edelweiss Rural & Corporate Services Limited

Fair value of financial instruments

The fair value of financial instruments is the price that would be received to sell an asset or paid to transfer a liability in an orderly transaction in the principal (or most advantageous) market at the measurement date under current market conditions (i.e., an exit price) regardless of whether that price is directly observable or estimated using another valuation technique. When the fair values of financial assets and financial liabilities recorded in the balance sheet cannot be derived from active markets, they are determined using a variety of valuation techniques that include the use of valuation models. The inputs to these models are taken from observable markets where possible, but where this is not feasible, estimation is required in establishing fair values. Judgements and estimates include considerations of liquidity and model inputs related to items such as credit risk (both own and counterparty), funding value adjustments, correlation and volatility.

Determination of fair value

The Group measures financial instruments, such as, derivatives at fair value at each balance sheet date. Fair value is the price that would be received to sell an asset or paid to transfer a liability in an orderly transaction between market participants at the measurement date. The fair value measurement is based on the presumption that the transaction to sell the asset or transfer the liability takes place either:

- In the principal market for the asset or liability, or
- In the absence of a principal market, in the most advantageous market for the asset or liability. The principal or the most advantageous market must be accessible by the Group.

The fair value of an asset or a liability is measured using the assumptions that market participants would use when pricing the asset or liability, assuming that market participants act in their economic best interest. A fair value measurement of a non-financial asset takes into account a market participant's ability to generate economic benefits by using the asset in its highest and best use or by selling it to another market participant that would use the asset in its highest and best use. The Group uses valuation techniques that are appropriate in the circumstances and for which sufficient data are available to measure fair value, maximising the use of relevant observable inputs and minimising the use of unobservable inputs. In order to show how fair values have been derived, financial instruments are classified based on a hierarchy of valuation techniques, as summarised below:

- Level 1 financial instruments –Those where the inputs used in the valuation are unadjusted quoted prices from active markets for identical assets or liabilities that the Group has access to at the measurement date. The Group considers markets as active only if there are sufficient trading activities with regards to the volume and liquidity of the identical assets or liabilities and when there are binding and exercisable price quotes available on the balance sheet date.
- Level 2 financial instruments–Those where the inputs that are used for valuation and are significant, are derived from directly or indirectly observable market data available over the entire period of the instrument's life.
- Level 3 financial instruments –Those that include one or more unobservable input that is significant to the measurement as whole. For assets and liabilities that are recognised in the financial statements on a recurring basis, the Group determines whether transfers have occurred between levels in the hierarchy by re-assessing categorization (based on the lowest level input that is significant to the fair value measurement as a whole) at the end of each reporting period. The Group periodically reviews its valuation techniques including the adopted methodologies and model calibrations.

Therefore, the Group applies various techniques to estimate the credit risk associated with its financial instruments measured at fair value, which include a portfolio-based approach that estimates the expected net exposure per counterparty over the full lifetime of the individual assets, in order to reflect the credit risk of the individual counterparties for non-collateralised financial instruments.

NANGIA & CO. LLP CHARTERED ACCOUNTANTS

Edelweiss Rural & Corporate Services Limited

The Group evaluates the levelling at each reporting period on an instrument-by-instrument basis and reclassifies instruments when necessary based on the facts at the end of the reporting period.

1.6 Earnings per share

Basic earnings per share is computed by dividing the net profit after tax attributable to the equity shareholders for the year by the weighted average number of equity shares outstanding for the year.

Diluted earnings per share reflect the potential dilution that could occur if securities or other contracts to issue equity shares were exercised or converted during the year. Diluted earnings per share is computed by dividing the net profit after tax attributable to the equity shareholders for the year by weighted average number of equity shares considered for deriving basic earnings per share and weighted average number of equity shares that could have been issued upon conversion of all potential equity shares.

1.7 Foreign currency transactions

The financial statements are presented in Indian Rupees which is also functional currency of the Group. Transactions in currencies other than Indian Rupees (i.e. foreign currencies) are recognised at the rates of exchange prevailing at the dates of the transactions. At the end of each reporting period, monetary items denominated in foreign currencies are retranslated at the rates prevailing at that date. Non-monetary items carried at fair value that are denominated in foreign currencies are retranslated at the rates prevailing at the date when the fair value was determined. Non-monetary items that are measured in terms of historical cost in a foreign currency are not retranslated.

Exchange differences on monetary items are recognised in profit or loss in the period in which they arise.

1.8 Retirement and other employee benefit

Provident fund and national pension scheme

The Group contributes to a recognised provident fund and national pension scheme which is a defined contribution scheme. The contributions are accounted for on an accrual basis and recognised in the statement of profit and loss.

Gratuity

The Group's gratuity scheme is a defined benefit plan. The Group's net obligation in respect of the gratuity benefit scheme is calculated by estimating the amount of future benefit that the employees have earned in return for their service in the current and prior periods, that benefit is discounted to determine its present value, and the fair value of any plan assets, if any, is deducted. The present value of the obligation under such benefit plan is determined based on independent actuarial valuation using the Projected Unit Credit Method.

Remeasurements, comprising of actuarial gains and losses, the effect of the asset ceiling, excluding amounts included in net interest on the net defined benefit liability and the return on plan assets (excluding amounts included in net interest on the net defined benefit liability), are recognised immediately in the balance sheet with a corresponding debit or credit to retained earnings through OCI in the period in which they occur.

Remeasurements are not reclassified to profit or loss in subsequent periods.

Compensated Absences

The eligible employees of the Group are permitted to carry forward certain number of their annual leave entitlement to subsequent years, subject to a ceiling. The Group recognises the charge in the statement of profit and loss and corresponding liability on such non-vesting accumulated leave entitlement based on a valuation by an independent actuary. The cost of providing annual leave benefits is determined using the projected unit credit method.

NANGIA & CO. LLP * CHARTERED ACCOUNTANTS *

Edelweiss Rural & Corporate Services Limited

1.9 Share-based payment arrangements

Equity-settled share-based payments to employees are granted by the ultimate parent Group. These are measured by reference to the fair value of the equity instruments at the grant date. These includes Stock Appreciation Rights ("SAR"s) where the right to receive the difference between the SAR price and the market price of equity shares of the ultimate parent Group on the date of exercise, either by way of cash or issuance of equity shares of the ultimate parent Group, is at the discretion of the ultimate parent Group. These are classified as equity settled share-based transaction.

The fair value determined at the grant date of the equity-settled share-based payments is expensed over the vesting period, based on the Group's estimate of equity instruments that will eventually vest, with a corresponding increase in equity. At the end of each reporting period, the Group revises its estimate of the number of equity instruments expected to vest. The impact of the revision of the original estimates, if any, is recognised in profit or loss such that the cumulative expense reflects the revised estimate, with a corresponding adjustment to the 'ESOP reserve'. In cases where the share options granted vest in instalments over the vesting period, the Group treats each instalment as a separate grant, because each instalment has a different vesting period, and hence the fair value of each instalment differs.

1.10 Property, plant and equipment

Property, Plant and Equipment is stated at cost excluding the costs of day–to–day servicing, less accumulated depreciation and accumulated impairment in value. Changes in the expected useful life are accounted for by changing the amortisation period or methodology, as appropriate, and treated as changes in accounting estimates.

Subsequent costs incurred on an item of property, plant and equipment are recognised in the carrying amount thereof when those costs meet the recognition criteria as mentioned above. Repairs and maintenance are recognised in profit or loss as incurred.

Capital work in progress is stated at cost, net of accumulated impairment loss, if any.

Depreciation is recognised so as to write off the cost of assets (other than freehold land and properties under construction) less their residual values over their useful lives. Depreciation is provided on a written down value basis from the date the asset is ready for its intended use or put to use whichever is earlier. In respect of assets sold, depreciation is provided up to the date of disposal.

As per the requirement of Schedule II of the Companies Act, 2013, the Group has evaluated the useful lives of the respective fixed assets which are as per the provisions of Part C of the Schedule II for calculating the depreciation. The estimated useful lives of the fixed assets are as follows:

Estimated useful lives of the assets are as follows:

Nature of assets	**Estimated Useful Life**
Building (Other than Factory Building)	60 years
Plant and equipments	15 years
Furniture and fittings	10 years
Vehicles	8 years
Office equipments	5 years
Computers - Servers and networks	6 years
Computers - End user devices, such as desktops, laptops, etc.	3 years
Solar Power Plant	15 years

NANGIA & CO. LLP CHARTERED ACCOUNTANTS

Edelweiss Rural & Corporate Services Limited

Leasehold improvements are amortised on a straight-line basis over the estimated useful lives of the assets or the period of lease, whichever is shorter.

An item of property, plant and equipment is derecognised upon disposal or when no future economic benefits are expected to arise from the continued use of the asset. The carrying amount of those components which have been separately recognised as assets is derecognised at the time of replacement thereof. Any gain or loss arising on the disposal or retirement of an item of property, plant and equipment is determined as the difference between the sales proceeds and the carrying amount of the asset and is recognised in profit or loss.

The residual values, useful lives and methods of depreciation of property, plant and equipment are reviewed at each financial year end and adjusted prospectively, if appropriate.

Land and buildings are subsequently shown at fair value based on periodic valuations by external independent valuers, less subsequent depreciation for buildings. Valuations will be carried out on a regular basis, unless the management consider it appropriate to have an earlier revaluation, such that the carrying amount of property does not differ materially from that which would be determined using fair values at the end of the reporting period. Any accumulated depreciation at the date of revaluation is eliminated against the gross carrying amount of the asset, and the net amount is restated to the revalued amount of the asset.

Subsequent measurement of land and building under revaluation model

Increases in the carrying amount arising on revaluation of land and buildings are credited to other comprehensive income and shown as a revaluation reserve in shareholders' equity. An exception is a gain on revaluation that reverses a revaluation decrease (impairment) on the same asset previously recognised as an expense. Decreases that offset previous increases of the same asset are charged in other comprehensive income and debited against the revaluation reserve directly in equity; all other decreases are charged to profit or loss. Each year the difference between depreciation based on the revalued carrying amount of the asset charged to profit or loss and depreciation based on the asset's original cost is transferred from the revaluation reserve to retained earnings.

Right-of-use assets are presented together with property and equipment in the statement of financial position.. Right-of-use assets are depreciated on a straight-line basis over the lease term.

An item of property, plant and equipment is derecognised upon disposal or when no future economic benefits are expected to arise from the continued use of the asset. The carrying amount of those components which have been separately recognised as assets is derecognised at the time of replacement thereof. Any gain or loss arising on the disposal or retirement of an item of property, plant and equipment is determined as the difference between the sales proceeds and the carrying amount of the asset and is recognised in profit or loss.

The residual values, useful lives and methods of depreciation of property, plant and equipment are reviewed at each financial year end and adjusted prospectively, if appropriate.

Intangible fixed assets

Intangible assets are recorded at the consideration paid for the acquisition of such assets and are carried at cost less accumulated amortization and impairment, if any.

Intangibles such as software are amortised over a period of 3 years based on its estimated useful life.

Intangible assets under development are recorded at the consideration paid for the acquisition of such assets.

NANGIA & CO. LLP * CHARTERED ACCOUNTANTS *

Edelweiss Rural & Corporate Services Limited

Impairment of non-financial assets

The Group assesses at each balance sheet date whether there is any indication that an asset may be impaired based on internal/external factors. If any such indication exists, the Group estimates the recoverable amount of the asset. If such recoverable amount of the asset or the recoverable amount of cash generating unit which the asset belongs to is less than its carrying amount, the carrying amount is reduced to its recoverable amount. The reduction is treated as an impairment loss and is recognized in the statement of profit and loss. If at the balance sheet date there is an indication that a previously assessed impairment loss no longer exists, the recoverable amount is reassessed and the asset is reflected at the recoverable amount subject to a maximum of the depreciable historical cost.

1.11 Cash and cash equivalents

Cash and cash equivalent in the balance sheet comprise cash at banks and on hand and short-term deposits with an original maturity of three months or less.

1.12 Inventories

Inventories in the form of commodities are valued at weighted average cost or net realisable value, whichever is lower.

1.13 Provisions and other contingent liabilities

Provisions are recognised when the Group has a present obligation (legal or constructive) as a result of a past event, it is probable that the Group will be required to settle the obligation, and a reliable estimate can be made of the amount of the obligation.

If the effect of the time value of money is material, provisions are determined by discounting the expected future cash flows to net present value using an appropriate pre-tax discount rate that reflects current market assessments of the time value of money and, where appropriate, the risks specific to the liability.

A present obligation that arises from past events, where it is either not probable that an outflow of resources will be required to settle or a reliable estimate of the amount cannot be made, is disclosed as a contingent liability. Contingent liabilities are also disclosed when there is a possible obligation arising from past events, the existence of which will be confirmed only by the occurrence or non-occurrence of one or more uncertain future events not wholly within the control of the Group. Claims against the Group, where the possibility of any outflow of resources in settlement is remote, are not disclosed as contingent liabilities.

Contingent assets are not recognised in the financial statements since this may result in the recognition of income that may never be realised. However, when the realisation of income is virtually certain, then the related asset is not a contingent asset and is recognised.

1.14 Income tax expenses

Income tax expense represents the sum of the tax currently payable and deferred tax.

Current tax

The tax currently payable is based on taxable profit for the year. Taxable profit differs from 'profit before tax' as reported in the statement of profit and loss because of items of income or expense that are taxable or deductible in other years and items that are never taxable or deductible. The Group's current tax is calculated using tax rates that have been enacted or substantively enacted by the end of the reporting period.

Deferred tax

Deferred tax is recognised on temporary differences between the carrying amounts of assets and liabilities in the financial statements and the corresponding tax bases used in the computation of taxable profit. Deferred tax liabilities are generally recognised for all taxable temporary differences. Deferred tax assets are generally recognised for all deductible temporary differences to the extent that it is probable that taxable profits will be available against which those deductible temporary differences can be utilised.

NANGIA & CO. LLP * CHARTERED ACCOUNTANTS *

Edelweiss Rural & Corporate Services Limited

Deferred tax assets are also recognised with respect to carry forward of unused tax losses and unused tax credits to the extent that it is probable that future taxable profit will be available against which the unused tax losses and unused tax credits can be utilised.

It is probable that taxable profit will be available against which a deductible temporary difference, unused tax loss or unused tax credit can be utilised when there are sufficient taxable temporary differences which are expected to reverse in the period of reversal of deductible temporary difference or in periods in which a tax loss can be carried forward or back. When this is not the case, deferred tax asset is recognised to the extent it is probable that:

- the entity will have sufficient taxable profit in the same period as reversal of deductible temporary difference or periods in which a tax loss can be carried forward or back; or
- tax planning opportunities are available that will create taxable profit in appropriate periods.

The carrying amount of deferred tax assets is reviewed at the end of each reporting period and reduced to the extent that it is no longer probable that sufficient taxable profits will be available to allow all or part of the asset to be recovered.

Deferred tax liabilities and assets are measured at the tax rates that are expected to apply in the period in which the liability is settled or the asset realised, based on tax rates (and tax laws) that have been enacted or substantively enacted by the end of the reporting period.

The measurement of deferred tax liabilities and assets reflects the tax consequences that would follow from the manner in which the Group expects, at the end of the reporting period, to recover or settle the carrying amount of its assets and liabilities.

Minimum Alternative Tax (MAT) credit

MAT credit asset is recognized where there is convincing evidence that the asset can be realised in future. MAT credit assets are reviewed as at the balance sheet date and written down or written up to reflect the amount that is reasonably certain to be realised.

1.15 Operating leases

Group as a lessee

The Group makes an assessment of lease at the time of inception of a contract and if the contract conveys the right to control the use of an identified asset for a period in exchange for consideration, same is recognised as Lease liability. The Group applies a single recognition and measurement approach for all leases, except for short-term leases and leases of low-value assets. The Group recognises lease liabilities to make lease payments and right-of-use assets representing the right to use the underlying assets.

Measurement of Right of use assets

The Group recognises 'Right-of-Use' assets at the commencement date of the lease (i.e., the date the underlying asset is available for use). The cost of 'Right-of-Use' assets includes the amount of lease liabilities recognised, initial direct costs incurred, and lease payments made at or before the commencement date less any lease incentives received.

Subsequently 'Right-of-Use' assets are measured at cost less any accumulated depreciation; and impairment losses; and adjusted for any remeasurement of lease liabilities. Right-of-use assets are depreciated on a straight-line basis over the lease term or the estimated useful lives of the assets whichever is short.

Lease Liabilities

At the initial recognition, the Group measures lease liabilities at present value of all lease payments discounted, using the Group incremental cost of borrowing, to be made over the lease term. The lease payments include fixed payments (including in substance fixed payments) less any lease incentives receivable, variable lease payments that depend on an index or a rate, and amounts expected to be paid under residual value guarantees.

NANGIA & CO. LLP CHARTERED ACCOUNTANTS

Edelweiss Rural & Corporate Services Limited

Subsequently, the lease liability is
- increased to reflect the accretion of interest; and
- reduced for the lease payments made and
- remeasured to reflect any change in the lease term, change in the lease payments (e.g., changes to future payments resulting from a change in an index or rate used to determine such lease payments), or change in option to purchase the underlying asset.

Group as a lessor

Leases in which the Group does not transfer substantially all the risks and rewards incidental to ownership of an asset is classified as operating leases. Rental income arising is accounted for on a straight-line basis over the lease terms. Initial direct costs incurred in negotiating and arranging an operating lease are added to the carrying amount of the leased asset and recognised over the lease term on the same basis as rental income. Contingent rents are recognised as revenue in the period in which they are earned.

Leases are classified as finance leases when substantially all of the risks and rewards of ownership transfer from the Group to the lessee. Amounts due from lessees under finance leases are recorded as receivables at the Group net investment in the leases. Finance lease income is allocated to accounting periods so as to reflect a constant periodic rate of return on the net investment outstanding in respect of the lease.

1.16 Investment property

Properties, including those under construction, held to earn rentals and/or capital appreciation are classified as investment property and are measured and reported at cost, including transaction costs.

Depreciation is recognised using written down method so as to write off the cost of the investment property less their residual values over their useful lives specified in Schedule II to the Companies Act, 2013 or in the case of assets where the useful life was determined by technical evaluation, over the useful life so determined. Depreciation method is reviewed at each financial year end to reflect the expected pattern of consumption of the future benefits embodied in the investment property. The estimated useful life and residual values are also reviewed at each financial year end and the effect of any change in the estimates of useful life/residual value is accounted on prospective basis.

An investment property is derecognised upon disposal or when the investment property is permanently withdrawn from use and no future economic benefits are expected from the disposal. Any gain or loss arising on derecognition of property is recognised in the Statement of Profit and Loss in the same period.

1.17 Receivables from Agency Business

The Group's business includes 'Agency Business' wherein acts as a procurement agent for its various principals, and renders other related end to end value additive services like procurement formalities including importing, receiving and storing of goods, insuring, maintenance of goods in proper condition, dispatch to designated parties, facilitating funding, etc. The Group procures goods and makes payment to the supplier on behalf of the principal. The payment made to supplier is shown as Trade receivables (current) and is secured by inventory held on behalf of principal marked as lien.

NANGIA & CO. LLP * CHARTERED ACCOUNTANTS *

Edelweiss Rural & Corporate Services Limited

1.18 Business Combination

The acquisition method of accounting is used for business combinations by the Group. The cost of an acquisition is measured as the aggregate of the consideration transferred measured at acquisition date fair value and the amount of any non-controlling interests in the acquiree. At the acquisition date, the identifiable assets acquired and the liabilities assumed are recognised at their acquisition date fair values with certain limited exceptions. Goodwill is initially measured at cost, being the excess of the aggregate of the consideration transferred and the amount recognised for non-controlling interests, and any previous interest held, over the net identifiable assets acquired and liabilities assumed. After initial recognition, goodwill is measured at cost less any accumulated impairment losses. For the purpose of impairment testing, goodwill acquired in a business combination is from the acquisition date, allocated to each of the Group's cash-generating units that are expected to benefit from the combination, irrespective of whether other assets or liabilities of the acquiree are assigned to those units.

Common controlled business combination means a business combination involving entities or businesses in which all the combining entities or businesses are ultimately controlled by the same party or parties both before and after the business combination, and that control is not transitory. Business combinations involving entities or businesses under common control are accounted for using the pooling of interests method.

1.19 Critical accounting judgements and key sources of estimation uncertainty

In the application of the Group's accounting policies, which are described in note 1, the management is required to make judgements, estimates and assumptions about the carrying amounts of assets and liabilities that are not readily apparent from other sources. The estimates and associated assumptions are based on historical experience and other factors that are considered to be relevant. Actual results may differ from these estimates. The estimates and underlying assumptions are reviewed on an ongoing basis. Revisions to accounting estimates are recognised in the period in which the estimate is revised if the revision affects only that period, or in the period of the revision and future periods if the revision affects both current and future periods.

Critical judgements in applying accounting policies

The following are the critical judgements, apart from those involving estimations, that the management has made in the process of applying the Group's accounting policies and that have the most significant effect on the amounts recognised in the consolidated financial statements.

Business model assessment

Classification and measurement of financial assets depends on the results of the solely payments of principal and interest (SPPI) and the business model test. The Group determines the business model at a level that reflects how Group's of financial assets are managed together to achieve a particular business objective. This assessment includes judgement reflecting all relevant evidence including how the performance of the assets is evaluated and their performance is measured, the risks that affect the performance of the assets and how these are managed and how the managers of the assets are compensated. The Group monitors financial assets measured at amortised cost that are derecognised prior to their maturity to understand the quantum, the reason for their disposal and whether the reasons are consistent with the objective of the business for which the asset was held. Monitoring is part of the Group's continuous assessment of whether the business model for which the remaining financial assets are held continues to be appropriate and if it is not appropriate whether there has been a change in business model and so a prospective change to the classification of those assets.

MANGIA & CO. LLP * CHARTERED ACCOUNTANTS *

Edelweiss Rural & Corporate Services Limited

Significant increase in credit risk

ECL is measured as an allowance equal to 12-month ECL for stage 1 assets, or lifetime ECL for stage 2 or stage 3 assets. An asset moves to stage 2 when its credit risk has increased significantly since initial recognition. In assessing whether the credit risk of an asset has significantly increased the Group takes into account qualitative and quantitative reasonable and supportable forward-looking information.

Determining lease term for lease contracts with renewal and termination option

The Group determines the lease term as the non-cancellable term of the lease, together with any periods covered by an option to extend the lease if it is reasonably certain to be exercised, or any periods covered by an option to terminate the lease, if it is reasonably certain not to be exercised.

The Group has several lease contracts that include extension and termination options. The Group applies judgement in evaluating whether it is reasonably certain, whether or not, to exercise the option to renew or terminate the lease. That is, it considers all relevant factors that create an economic incentive for it to exercise either the renewal or termination. After the commencement date, the Group reassesses the lease term if there is a significant event or change in circumstances that is within its control that affects its ability to exercise or not to exercise the option to renew or to terminate (e.g., construction of significant leasehold improvements or significant customisation of the leased asset).

1.20 Key sources of estimation uncertainty

The following are the key assumptions concerning the future, and other key sources of estimation uncertainty at the end of the reporting period that may have a significant risk of causing a material adjustment to the carrying amounts of assets and liabilities within the next financial year, as described below. The Group based its assumptions and estimates on parameters available when the consolidated financial statements were prepared. Existing circumstances and assumptions about future developments, however, may change due to market changes or circumstances arising that are beyond the control of the Group. Such changes are reflected in the assumptions when they occur.

Fair value of financial instruments

The fair value of financial instruments is the price that would be received to sell an asset or paid to transfer a liability in an orderly transaction in the principal (or most advantageous) market at the measurement date under current market conditions (i.e., an exit price) regardless of whether that price is directly observable or estimated using another valuation technique. When the fair values of financial assets and financial liabilities recorded in the balance sheet cannot be derived from active markets, they are determined using a variety of valuation techniques that include the use of valuation models. The inputs to these models are taken from observable markets where possible, but where this is not feasible, estimation is required in establishing fair values.

Impairment of financial assets

The measurement of impairment losses across all categories of financial assets requires judgement, in particular, the estimation of the amount and timing of future cash flows and collateral values when determining impairment losses and the assessment of a significant increase in credit risk. These estimates are driven by a number of factors, changes in which can result in different levels of allowances.

NANGIA & CO. LLP CHARTERED ACCOUNTANTS

Edelweiss Rural & Corporate Services Limited

The Group's expected credit loss (ECL) calculations are outputs of models with a number of underlying assumptions regarding the choice of variable inputs and their interdependencies. Elements of the ECL models that are considered accounting judgements and estimates include:

- Probability of default (PD) calculation includes historical data, assumptions and expectations of future conditions.
- The Group's criteria for assessing if there has been a significant increase in credit risk and so allowances for financial assets should be measured on a life-time expected credit loss and the qualitative assessment.
- The segmentation of financial assets when their ECL is assessed on a collective basis
- Development of ECL models, including the various formulas and the choice of inputs
- Determination of associations between macroeconomic scenarios and, economic
- Inputs, such as unemployment levels and collateral values, and the effect on PDs, Exposure at default (EAD) and loss given default (LGD)
- Selection of forward-looking macroeconomic scenarios and their probability weightings, to derive the economic inputs into the ECL models

It is Group's policy to regularly review its models in the context of actual loss experience and adjust when necessary.

Effective interest rate method

The Group's EIR methodology, as explained in Note 1.6, recognises interest income / expense using a rate of return that represents the best estimate of a constant rate of return over the expected behavioural life of loans given / taken and recognises the effect of characteristics of the product life cycle.

This estimation, by nature, requires an element of judgement regarding the expected behaviour and life-cycle of the instruments, as well expected changes fee income/expense that are integral parts of the instrument.

Accounting for deferred taxes

Deferred tax assets are recognised on unused tax losses to the extent that it is probable that taxable profit will be available against which the losses can be utilised. Significant management judgement is required to determine the amount of deferred tax assets that can be recognised, based upon the likely timing and the level of future taxable profits together with future tax planning strategies.

Edelweiss Rural & Corporate Services Limited

NANGIA & CO. LLP CHARTERED ACCOUNTANTS

The Group has recognised deferred tax assets on carried forward tax losses with respect to certain subsidiaries where the Group believes that the said deferred tax assets shall be recoverable based on the estimated future taxable income which in turn is based on approved business plans and budgets. The losses are allowed to be carried forward to the years in which the Group expects that there will be sufficient taxable profits to offset these losses.

Estimating the incremental borrowing rate

The Group cannot readily determine the interest rate implicit in the lease, therefore, it uses its incremental borrowing rate ('IBR') to measure lease liabilities. Incremental borrowing rate is the rate of interest that the Group would have to pay to borrow over a similar term, and with a similar security, the funds necessary to obtain an asset of a similar value to the right-of-use asset in a similar economic environment.





2(A) Property, Plant and Equipment

	Gross Block				Accumulated Depreciation and Impairment				Net Block
Description of Assets	As at 1 April 2024	Additions/ adjustments during the year	Disposal/ adjustments during the year	As at 31 Mar 2025	As at 1 April 2024	Depreciation for the year	Deductions/ adjustments during the year	As at 31 Mar 2025	As at 31 Mar 2025
Property, Plant and Equipment									
*Land	164.23	-	-	164.23	-	-	-	-	164.23
* Building	2,528.44	-	-	2,528.44	976.36	83.95	0.01	1,060.30	1,468.14
Leasehold Premises	21.42	1.76	1.06	22.12	18.19	0.92	0.66	18.45	3.67
Plant and Equipment	0.50	3.90	0.56	3.84	0.37	0.45	0.45	0.37	3.47
Furniture and Fixtures	78.85	3.10	11.32	70.63	57.86	5.22	10.63	52.45	18.18
Vehicles	1.37	-	-	1.37	1.34	-	-	1.34	0.03
Office equipment	52.00	16.19	25.41	42.78	42.95	6.56	25.93	23.58	19.20
Computers	72.97	5.73	19.62	59.08	55.15	6.43	18.64	42.94	16.14
Plant and Machinery-Solar power	60.08	5.87	-	65.95	45.25	2.87	-	48.12	17.83
Total	2,979.86	36.55	57.97	2,958.44	1,197.47	106.40	56.32	1,247.55	1,710.90

2(B) Right to use (ROU) assets

	Gross Block				Accumulated Depreciation and Impairment				Net Block
Description of Assets	As at 1 April 2024	Additions/ adjustments during the year	Disposal/ adjustments during the year	As at 31 Mar 2025	As at 1 April 2024	Depreciation for the year	Deductions/ adjustments during the year	As at 31 Mar 2025	As at 31 Mar 2025
Right to use (ROU) assets	527.56	164.53	187.18	504.91	288.48	40.26	107.91	220.83	284.08
Total	527.56	164.53	187.18	504.91	288.48	40.26	107.91	220.83	284.08
Total	3,507.42	201.08	245.16	3,463.35	1,485.95	146.66	164.23	1,468.39	1,994.98

NANGIA & CO. LLP * CHARTERED ACCOUNTANTS *

Edelweiss Rural & Corporate Services Limited

2(C) Investment property

	Gross Block				Accumulated Depreciation and Impairment				Net Block
Description of Assets	As at 1 April 2024	Additions/ adjustments during the year	Disposal/ adjustments during the year	As at 31 Mar 2025	As at 1 April 2024	Depreciation for the year	Deductions/ adjustments during the year	As at 31 Mar 2025	As at 31 Mar 2025
* Land	137.43	-	-	137.43	-	-	-	-	137.43
* Flat and Building	3,118.94	-	953.72	2,165.22	960.96	87.87	487.76	561.06	1,604.16
Total	3,256.37	-	953.72	2,302.65	960.96	87.87	487.76	561.06	1,741.59

Fair value of investment property is based on the valuation performed by an independent valuer.

2(D) Other Intangible Assets

	Gross Block				Accumulated Amortisation and Impairment				Net Block
Description of Assets	As at 1 April 2024	Additions/ adjustments during the year	Disposal/ adjustments during the year	As at 31 Mar 2025	As at 1 April 2024	Amortisation for the year	Deductions/ adjustments during the year	As at 31 Mar 2025	As at 31 Mar 2025
Software	201.04	0.35	15.30	186.09	111.13	18.47	(10.91)	140.51	45.58
Total	201.04	0.35	15.30	186.09	111.13	18.47	(10.91)	140.51	45.58

Notes

*These assets are pledged for issuance of Non-convertible debentures and Corporate Gaurantee issued against loan facilities obtained by Group (refer Note 21).

NANGIA & CO. LLP CHARTERED ACCOUNTANTS

Edelweiss Rural & Corporate Services Limited

2 (A) Property, Plant and Equipment

	Gross Block				Accumulated Depreciation and Impairment				Net Block
Description of Assets	As at 1 April 2023	Additions/ adjustments** during the year	Disposal/ adjustments during the year	As at 31 Mar 2024	As at 1 April 2023	Depreciation for the year	Deductions/ adjustments** during the year	As at 31 Mar 2024	As at 31 Mar 2024
Property, Plant and Equipment									
*Land	164.23	-	-	164.23	-	-	-	-	164.23
*Building**	2,326.77	201.67	-	2,528.44	465.30	103.31	(407.75)	976.36	1,552.08
Leasehold Premises	20.80	0.85	0.23	21.42	16.46	1.96	0.23	18.19	3.23
Plant and Equipment	0.50	-	-	0.50	0.35	0.02	-	0.37	0.13
Furniture and Fixtures	78.80	0.72	0.67	78.85	52.40	6.02	0.56	57.86	20.99
Vehicles	1.88	-	0.51	1.37	1.79	0.06	0.51	1.34	0.03
Office equipment	49.79	2.80	0.59	52.00	39.34	4.15	0.54	42.95	9.05
Computers	81.69	5.54	14.26	72.97	59.88	8.77	13.50	55.15	17.82
Plant and Machinery-Solar power	62.05	-	1.97	60.08	43.34	3.38	1.47	45.25	14.83
Total	2,786.51	211.58	18.23	2,979.86	678.86	127.67	(390.94)	1,197.47	1,782.39

2 (B) Right to use (ROU) assets

	Gross Block				Accumulated Depreciation and Impairment				Net Block
Description of Assets	As at 1 April 2023	Additions/ adjustments during the year	Disposal/ adjustments during the year	As at 31 Mar 2024	As at 1 April 2023	Depreciation for the year	Deductions/ adjustments during the year	As at 31 Mar 2024	As at 31 Mar 2024
Right to use (ROU) assets	365.15	184.21	21.80	527.56	256.06	43.83	11.41	288.48	239.08
Total	365.15	184.21	21.80	527.56	256.06	43.83	11.41	288.48	239.08
Total	3,151.66	395.79	40.03	3,507.42	934.92	171.50	(379.53)	1,485.95	2,021.47

MANGIA & CO. LLP * CHARTERED ACCOUNTANTS *

Edelweiss Rural & Corporate Services Limited

2 (C) Investment property

	Gross Block				Accumulated Depreciation and Impairment				Net Block
Description of Assets	As at 1 April 2023	Additions/ adjustments during the year	Disposal/ adjustments** during the year	As at 31 Mar 2024	As at 1 April 2023	Depreciation for the year	Deductions/ adjustments** during the year	As at 31 Mar 2024	As at 31 Mar 2024
*Land *	137.43	-	-	137.43	-	-	-	-	137.43
*Flat and Building **	4,182.93	-	1,063.99	3,118.94	1,287.75	80.96	407.75	960.96	2,157.98
Total	4,320.36	-	1,063.99	3,256.37	1,287.75	80.96	407.75	960.96	2,295.41

Fair value of investment property is based on the valuation performed by an independent valuer.

2 (D) Other Intangible Assets

	Gross Block				Accumulated Amortisation and Impairment				Net Block
Description of Assets	As at 1 April 2023	Additions/ adjustments during the year	Disposal/ adjustments during the year	As at 31 Mar 2024	As at 1 April 2023	Amortisation for the year	Deductions/ adjustments during the year	As at 31 Mar 2024	As at 31 Mar 2024
Software	177.45	23.59	-	201.04	111.13	20.00	-	131.13	69.91
Total	177.45	23.59	-	201.04	111.13	20.00	-	131.13	69.91

Notes

1) *These assets are pledged for issuance of Non-convertible debentures and Corporate Gaurantee issued against loan facilities obtained by Group.

2)**During the previous financial year, the Company reclassified certain assets that were previously categorized under Property, Plant, and Equipment (PPE) to Investment Property. As a result of this reclassification, assets with a net block value of Rs. 206.09 million were transferred from PPE to Investment Property.

NANGIA & CO. LLP * CHARTERED ACCOUNTANTS *

Edelweiss Rural & Corporate Services Limited

2 (E) Capital work in progress

Description of Assets	Gross Block			
	As at April 01, 2024	Additions	Capitalization	As at March 31, 2025
Furniture and Fixtures	5.71	9.56	14.38	0.89
Total	5.71	9.56	14.38	0.89

Description of Assets	Gross Block			
	As at April 01, 2023	Additions	Capitalization	As at March 31, 2024
Furniture and Fixtures	-	5.71	-	5.71
Total	-	5.71	-	5.71

Capital work in progress ageing schedule

As at March 31, 2025

Capital work in progress	Amount in CWIP for a period of				Total
	Less than 1 year	1-2 years	2-3 years	More than 3 years	
Projects in Progress	0.89	-	-	-	0.89
Total	0.89	-	-	-	0.89

As at March 31, 2024

Capital work in progress	Amount in CWIP for a period of				Total
	Less than 1 year	1-2 years	2-3 years	More than 3 years	
Projects in Progress	5.71	-	-	-	5.71
Total	5.71	-	-	-	5.71

There are no Capital work in progress, whose completion is overdue or has exceeded its cost compared to its original plan.

NANGIA & CO. LLP CHARTERED ACCOUNTANTS

Edelweiss Rural & Corporate Services Limited

2 (F) Intangible Assets Under Development

Description of Assets	Gross Block			
	As at April 01,2024	Addition	Capitalisation	As at March 31, 2025
Software	10.52	5.87	1.03	15.36
Total	**10.52**	**5.87**	**1.03**	**15.36**

Description of Assets	Gross Block			
	As at April 01,2023	Addition	Capitalisation	As at March 31, 2024
Software	12.40	5.01	6.89	10.52
Total	**12.40**	**5.01**	**6.89**	**10.52**

Intangible Assets Under Development ageing schedule

As at March 31, 2025

Particulars	Amount in Intangible Assets Under Development for a period of				
	Less than 1 year	1-2 Years	2-3 years	More than 3 years	Total
Project in progress	15.36	-	-	-	15.36
Total	**15.36**	-	-	-	**15.36**

As at March 31, 2024

Particulars	Amount in Intangible Assets Under Development for a period of				
	Less than 1 year	1-2 Years	2-3 years	More than 3 years	Total
Project in progress	10.52	-	-	-	10.52
Total	**10.52**	-	-	-	**10.52**

There is no Intangible assets under development, whose completion is overdue or has exceeded its cost compared to its original plan.

NANGIA & CO. LLP * CHARTERED ACCOUNTANTS *

Edelweiss Rural & Corporate Services Limited

Notes to the Consolidated financial statements for the year ended 31 March 2025 (continued)
(Currency: Indian rupees in millions)

	Particulars	As at 31 March 2025			As at 31 March 2024		
		Face value	Quantity	Amount	Face value	Quantity	Amount
3	**Non-current investments**						
	Investments in equity instruments of other companies (fully paid up)						
	Inditrade Business Consultants Limited	10	10,000	0.10	10	10,000	0.10
	Non Convertible Debentures of related party						
	10.18% Edel Finance Company Limited	100,000	120	141.86	100,000	120	131.71
	Security Receipts	-	-	885.89	-	-	1,432.30
	Mutual Fund	-	-	218.09	-	-	127.41
	Pass Through Certificates	-	-	193.95	-	-	235.93
	Less : Impairment Allowance		-	(0.10)	-	-	(0.10)
	Total			**1,439.79**			**1,927.35**

Note: Disclosures as required by IND AS 107 have been separately provided in Note 51 and 52

NANGIA & CO. LLP * CHARTERED ACCOUNTANTS *

Edelweiss Rural & Corporate Services Limited

	Particulars	Current		Non-current	
		As at 31 March 2025	As at 31 March 2024	As at 31 March 2025	As at 31 March 2024
4	**Trade receivables**				
	Receivables considered good - Secured	39.62	44.62	-	-
	Receivables considered good - Unsecured	225.72	173.43	476.98	-
	Receivables which have significant increase in credit risk	10.79	8.85	-	-
	Receivables - Credit impaired	377.44	384.46	-	-
	Gross Receivable	**653.57**	**611.36**	476.98	-
	Less : Allowance for expected credit losses	388.85	395.11	10.21	-
	Total Receivable net of provision	**264.72**	**216.25**	**466.77**	-

4 (A) Trade receivables- Non-Current

Trade Receivables ageing schedule

As at 31 March 2025	Outstanding for following periods from due date of payment					
Particulars	**Less than 6 Months**	**6 Months - 1 Year**	**1-2 Years**	**2-3 years**	**More than 3 years**	**Total**
(i) Undisputed Trade receivables – considered good	-	-	476.98	-	-	**476.98**
ii) Undisputed Trade Receivables – which have significant increase in credit risk	-	-	-	-	-	-
iii) Undisputed Trade Receivables – credit impaired	-	-	-	-	-	-
iv) Disputed Trade Receivables–considered good	-	-	-	-	-	-
(v) Disputed Trade Receivables – which have significant increase in credit risk	-	-	-	-	-	-
(vi) Disputed Trade Receivables – credit impaired						
Gross receivables	-	-	476.98	-	-	**476.98**
(i) Undisputed Trade receivables – considered good	-	-	10.21	-	-	10.21
ii) Undisputed Trade Receivables – which have significant increase in credit risk	-	-	-	-	-	-
iii) Undisputed Trade Receivables – credit impaired	-	-	-	-		-
iv) Disputed Trade Receivables–considered good	-	-	-	-	-	-
(v) Disputed Trade Receivables – which have significant increase in credit risk	-	-	-	-	-	-
(vi) Disputed Trade Receivables – credit impaired	-	-	-	-	-	-
Total ECL Provision on receivables (B)	-	-	**10.21**	-	-	**10.21**
Total receivables (net of provision) = (A)-(B)	-	-	**466.77**	-	-	**466.77**

As at 31 March 2024	Outstanding for following periods from due date of payment					
Particulars	**Less than 6 Months**	**6 Months - 1 Year**	**1-2 Years**	**2-3 years**	**More than 3 years**	**Total**
(i) Undisputed Trade receivables – considered good	-	-	-	-	-	-
ii) Undisputed Trade Receivables – which have significant increase in credit risk	-	-	-	-	-	-
iii) Undisputed Trade Receivables – credit impaired	-	-	-	-	-	-
iv) Disputed Trade Receivables–considered good	-	-	-	-	-	-
(v) Disputed Trade Receivables – which have significant increase in credit risk	-	-	-	-	-	-
(vi) Disputed Trade Receivables – credit impaired	-	-	-	-	-	-
Gross receivables	-	-	-	-	-	-
(i) Undisputed Trade receivables – considered good	-	-	-	-	-	-
ii) Undisputed Trade Receivables – which have significant increase in credit risk	-	-	-	-	-	-
iii) Undisputed Trade Receivables – credit impaired	-	-	-	-	-	-
iv) Disputed Trade Receivables–considered good	-	-	-	-	-	-
(v) Disputed Trade Receivables – which have significant increase in credit risk	-	-	-	-	-	-
(vi) Disputed Trade Receivables – credit impaired	-	-	-	-	-	-
Total ECL Provision on receivables (B)	-	-	-	-	-	-
Total receivables (net of provision) = (A)-(B)	-	-	-	-	-	-

NANGIA & CO. LLP * CHARTERED ACCOUNTANTS *

Edelweiss Rural & Corporate Services Limited

4 (B) Trade receivables- Current

Trade Receivables ageing schedule

As at 31 March 2025	Outstanding for following periods from due date of payment					
Particulars	**Less than 6 Months**	**6 Months - 1 Year**	**1-2 Years**	**2-3 years**	**More than 3 years**	**Total**
(i) Undisputed Trade receivables – considered good	265.03	0.09	-	-	0.22	**265.34**
ii) Undisputed Trade Receivables – which have significant increase in credit risk	-	-	1.95	2.33	6.51	**10.79**
iii) Undisputed Trade Receivables – credit impaired	0.56	-	-		376.88	**377.44**
iv) Disputed Trade Receivables–considered good						
(v) Disputed Trade Receivables – which have significant increase in credit risk	-	-	-	-	-	-
(vi) Disputed Trade Receivables – credit impaired	-	-	-	-	-	-
Gross receivables	**265.59**	**0.09**	**1.95**	**2.33**	**383.61**	**653.57**
(i) Undisputed Trade receivables – considered good	0.72	0.03	-	-	0.22	**0.97**
ii) Undisputed Trade Receivables – which have significant increase in credit risk	-	-	1.60	2.33	6.51	**10.44**
iii) Undisputed Trade Receivables – credit impaired	0.56	-	-	-	376.88	**377.44**
iv) Disputed Trade Receivables–considered good						
(v) Disputed Trade Receivables – which have significant increase in credit risk	-	-	-	-	-	-
(vi) Disputed Trade Receivables – credit impaired	-	-	-	-	-	-
Total ECL Provision on receivables (B)	**1.28**	**0.03**	**1.60**	**2.33**	**383.61**	**388.85**
Total receivables (net of provision) = (A)-(B)	**264.31**	**0.06**	**0.35**	**-**	**-**	**264.72**

As at 31 March 2024	Outstanding for following periods from due date of payment					
Particulars	**Less than 6 Months**	**6 Months - 1 Year**	**1-2 Years**	**2-3 years**	**More than 3 years**	**Total**
(i) Undisputed Trade receivables – considered good	210.62	7.44	-	-	-	**218.06**
ii) Undisputed Trade Receivables – which have significant increase in credit risk	7.79	0.12	-	-	376.54	**384.45**
iii) Undisputed Trade Receivables – credit impaired	-	-	2.33	6.52	-	**8.85**
iv) Disputed Trade Receivables–considered good						
(v) Disputed Trade Receivables – which have significant increase in credit risk	-	-	-	-	-	-
(vi) Disputed Trade Receivables – credit impaired	-	-	-	-	-	-
Gross receivables	**218.41**	**7.56**	**2.33**	**6.52**	**376.54**	**611.36**
(i) Undisputed Trade receivables – considered good	4.10	0.51	-	-	-	**4.61**
ii) Undisputed Trade Receivables – which have significant increase in credit risk	4.99	0.12	-	-	376.54	**381.65**
iii) Undisputed Trade Receivables – credit impaired	-	-	2.33	6.52	-	**8.85**
iv) Disputed Trade Receivables–considered good						
(v) Disputed Trade Receivables – which have significant increase in credit risk	-	-	-	-	-	-
(vi) Disputed Trade Receivables – credit impaired	-	-	-	-	-	-
Total ECL Provision on receivables (B)	**9.09**	**0.63**	**2.33**	**6.52**	**376.54**	**395.11**
Total receivables (net of provision) = (A)-(B)	**209.32**	**6.93**	**-**	**-**	**-**	**216.25**

Reconciliation of impairment allowance on trade receivables:

Particulars	**Amount**
Impairment allowance as on 01 April 2023	368.31
Add/ (less): asset originated or acquired (net)	26.80
Impairment allowance as on 31 March 2024	395.11
Add/ (less): asset originated or acquired (net)	3.95
Impairment allowance as on 31 March 2025	**399.06**

NANGIA & CO. LLP * CHARTERED ACCOUNTANTS *

Edelweiss Rural & Corporate Services Limited

5 Non Current - Loans

Particulars	As at 31 March 2025			As at 31 March 2024		
	at amortised cost	at FVTPL	Total	at amortised cost	at FVTPL	Total
Term Loans						
Corporate and Retail Credit	**27,354.60**	**205.06**	**27,559.66**	30,199.44	2,601.43	32,800.87
Other Credit	-	-	-	-	-	-
Total Gross (A)	**27,354.60**	**205.06**	**27,559.66**	30,199.44	2,601.43	32,800.87
Less: Impairment loss allowance	**1,899.66**	-	**1,899.66**	1,975.96	-	1,975.96
Total (Net) (A)	**25,454.94**	**205.06**	**25,660.00**	28,223.48	2,601.43	30,824.91
Secured*	**27,354.60**	**205.06**	**27,559.66**	24,058.52	867.07	24,925.59
Unsecured	-	-	-	6,140.92	1,734.36	7,875.28
Total Gross (B)	**27,354.60**	**205.06**	**27,559.66**	30,199.44	2,601.43	32,800.87
Less: Impairment loss allowance	**1,899.66**	-	**1,899.66**	1,975.96	-	1,975.96
Total (Net) (B)	**25,454.94**	**205.06**	**25,660.00**	28,223.48	2,601.43	30,824.91
Loans in India						
Public sector	-	-	-	-	-	-
Others	**27,354.60**	**205.06**	**27,559.66**	30,199.44	2,601.43	32,800.87
Total Gross (C) (I)	**27,354.60**	**205.06**	**27,559.66**	30,199.44	2,601.43	32,800.87
Less: Impairment loss allowance	**1,899.66**	-	**1,899.66**	1,975.96	-	1,975.96
Total (Net) (C) (I)	**25,454.94**	**205.06**	**25,660.00**	28,223.48	2,601.43	30,824.91
Loans outside India						
Public sector	-	-	-	-	-	-
Others	-	-	-	-	-	-
Total Gross (C) (II)	-	-	-	-	-	-
Less: Impairment loss allowance	-	-	-	-	-	-
Total (Net) (C) (II)	-	-	-	-	-	-
Total (C) (I) and (C) (II)	**25,454.94**	**205.06**	**25,660.00**	28,223.48	2,601.43	30,824.91

*Secured by tangible assets (Property including land, building, project receivables and others)

NANGIA & CO. LLP * CHARTERED ACCOUNTANTS *

Edelweiss Rural & Corporate Services Limited

Notes to the Consolidated financial statements for the year ended 31 March 2025 (continued)
(Currency: Indian rupees in millions)

	Particulars	As at 31 March 2025	As at 31 March 2024
6	**Other financial assets**		
	Security Deposits	93.53	50.46
	Deposits placed with/ for exchange/ depositories	6.86	7.01
	Advances recoverable in cash or in kind for value to be received	50.07	98.58
	Receivable from trust and others	1,190.55	1,084.75
	Total	**1,341.01**	**1,240.80**
7	**Bank balances other than cash and cash equivalents**		
	Deposits with Banks		
	-Fixed deposit with banks (including interest accrued thereon)	629.18	1,764.02
	Earmarked balance with bank (unpaid dividends)	0.15	0.29
	Total	**629.33**	**1,764.31**

(Refer note 43 on Encumbrances on fixed deposits)

NANGIA & CO. LLP * CHARTERED ACCOUNTANTS *

Edelweiss Rural & Corporate Services Limited

	Particulars	As at 31 March 2025	As at 31 March 2024
8	**Deferred tax assets and liabilities**		
	Deferred tax assets		
	Provision for expected credit losses	698.51	704.39
	Property, Plant and Equipment and Intangible assets	(395.25)	(585.08)
	Employee benefits obligations	4.92	3.08
	Unused tax credits (including but not limited to Minimum Alternate Tax credit)	581.92	581.92
	Unused tax losses (including but not limited to business losses, unabsorbed depreciation)	1,479.40	566.38
	Fair valuation of Financial Assets and other financial instruments	0.01	(184.66)
	Effective interest rate on finanical assets & borrowings	(23.51)	(36.11)
	Other	(23.18)	0.39
	Total	**2,322.82**	**1,050.31**
	Deferred tax liabilities		
	Provision for expected credit losses	(92.05)	(38.72)
	Property, Plant and Equipment and Intangible assets	(7.28)	54.44
	Employee benefits obligations	(12.36)	(10.29)
	Fair valuation of Financial Assets and other financial instruments	(16.34)	(10.21)
	Effective interest rate on finanical assets & borrowings	3.07	8.83
	Special Reserve u/s 36(1)(viii)	112.49	112.50
	Other	88.30	(67.09)
	Total	**75.83**	**49.46**

Note: Refer note 54 for disclosures on Deferred Tax.





Notes to the Consolidated financial statements for the year ended 31 March 2025 (continued)
(Currency: Indian rupees in millions)

	Particulars	As at 31 March 2025	As at 31 March 2024
9	**Current tax assets (net)**		
	Advance income taxes(Net of provision for taxes)	1,164.12	1,557.93
	Total	**1,164.12**	**1,557.93**
10	**Other non-current assets**		
	Other deposits	-	18.83
	Contribution to gratuity fund (net)	0.19	0.17
	Prepaid expenses	12.70	-
	Input tax credit	-	138.52
	Total	**12.89**	**157.52**

NANGIA & CO. LLP * CHARTERED ACCOUNTANTS *

Edelweiss Rural & Corporate Services Limited

	Particulars	As at 31 March 2025			As at 31 March 2024		
		Face value	Quantity	Amount	Face value	Quantity	Amount
11	**Current investments**						
	Unquoted						
	Investments in partnership firm - related party						
	Edelweiss Multi Strategy Fund Advisors LLP	-	-	3.09	-	-	3.12
	Pass through Certificates			82.42			120.87
	Non Convertible Debentures - related party						
	Edelweiss Asset Reconstruction Company Limited	-	-	-	77,345	1,923	635.18
	Edelweiss Asset Reconstruction Company Limited	-	-	-	341,133	257	131.52
	Edelweiss Asset Reconstruction Company Limited	-	-	-	577,674	1,243	603.20
	Ecap Equities Limited	-	-	-	100,000	2,500	251.29
	Ecap Equities Limited	-	-	-	1,000,000	150	187.03
	Edel Finance Company Limited	-	-	-	1,000,000	9	10.01
	Ecap Equities Limited	-	-	-	100,000	8,574	1,211.97
	Edelweiss Retail Finance Limited	1,000	10,307	10.41	1,000	10,307	10.33
	Edel Finance Company Limited	1,000,000	24	25.99	1,000,000	24	26.23
	Non Convertible Debentures - others						
	Others	1,000	16,340	15.55	1,000	16,340	15.70
	Share warrants - Others						
	Team Geo Resources Limited			-			111.93
	Less - Impairment Loss allowance			-			(111.93)
	Total			**137.46**			**3,206.45**
	(i) Investments held outside India			-			-
	(ii) Investments held in India			137.46			3,206.45
	Total			**137.46**			**3,206.45**

Note: Disclosures as required by IND AS 107 have been seperately provided in Note 51 and 52.





Notes to the Consolidated financial statements for the year ended 31 March 2025 (continued)
(Currency: Indian rupees in millions)

	Particulars	As at 31 March 2025	As at 31 March 2024
12	**Cash and cash equivalents**		
	Balances with banks		
	- in current accounts	2,567.43	1,453.98
	- in fixed deposits with original maturity less than 3 months	1,560.00	1,400.87
	Total	**4,127.43**	**2,854.85**
13	**Bank balances other than cash and cash equivalents**		
	Fixed deposits with banks	1,574.13	775.17
	Earmarked balance with bank (unpaid dividends)	0.15	-
	Total	**1,574.28**	**775.17**

(Refer note 43 on Encumbrances on fixed deposits)

NANGIA & CO. LLP * CHARTERED ACCOUNTANTS *

Edelweiss Rural & Corporate Services Limited

14 Loans -Current

Particulars	As at 31 March 2025			As at 31 March 2024		
	at amortised cost	at FVTPL	Total	at amortised cost	at FVTPL	Total
Term Loans						
Corporate and Retail Credit	8,646.83	18.11	8,664.94	9,912.13	40.41	9,952.54
Other Credit	1.14	-	1.14	4.51	-	4.51
Total Gross (A)	**8,647.97**	**18.11**	**8,666.08**	9,916.64	40.41	9,957.05
Less: Impairment loss allowance	42.34	-	42.34	49.03	-	49.03
Total (Net) (A)	**8,605.63**	**18.11**	**8,623.74**	9,867.61	40.41	9,908.02
Secured*	6,430.93	18.11	6,449.04	7,671.63	40.41	7,712.04
Unsecured	2,217.04	-	2,217.04	2,245.01	-	2,245.01
Total Gross (B)	**8,647.97**	**18.11**	**8,666.08**	9,916.64	40.41	9,957.05
Less: Impairment loss allowance	42.34	-	42.34	49.03	-	49.03
Total (Net) (B)	**8,605.63**	**18.11**	**8,623.74**	9,867.61	40.41	9,908.02
Loans in India						
Public sector	-	-	-	-	-	-
Others	**8,647.97**	**18.11**	**8,666.08**	9,916.64	40.41	9,957.05
Total Gross (C)	**8,647.97**	**18.11**	**8,666.08**	9,916.64	40.41	9,957.05
Less: Impairment loss allowance	42.34	-	42.34	49.03	-	49.03
Total (Net) (C) (I)	**8,605.63**	**18.11**	**8,623.74**	9,867.61	40.41	9,908.02
Loans outside India						
Public sector	-	-	-	-	-	-
Others	-	-	-	-	-	-
Total Gross (C) (II)	-	-	-	-	-	-
Less: Impairment loss allowance	-	-	-	-	-	-
Total (Net) (C) (II)	-	-	-	-	-	-
Total (C) (I) and (C) (II)	**8,605.63**	**18.11**	**8,623.74**	9,867.61	40.41	9,908.02

*Secured by tangible assets (Property including land, building, project receivables and others)





Notes to the Consolidated financial statements for the year ended 31 March 2025 (continued)
(Currency: Indian rupees in millions)

	Particulars	As at 31 March 2025	As at 31 March 2024
15	**Other financial assets**		
	(at amortised cost unless otherwise stated)		
	Receivable from exchange / clearing house (net)	-	0.52
	Margin placed with broker	5.85	4.45
	Security deposits	4.01	5.63
	Corproate Guarantee Fees Receivable	23.13	11.06
	Advances recoverable in cash or in kind or for value to be received	146.05	166.34
	Total	**179.04**	**188.00**
16	**Current tax assets (net)**		
	Advance income taxes (net of provision for tax)	0.01	0.02
	Total	**0.01**	**0.02**
17	**Other current assets**		
	(Unsecured considered good, unless stated otherwise)		
	Contribution to gratuity Fund (net)	28.24	22.56
	Input tax credit	197.17	189.80
	Advances to employees	2.01	2.79
	Prepaid expenses	85.02	46.97
	Vendor advances	27.57	21.40
	Advances recoverable in cash or in kind or for value to be received	-	0.56
	Total	**340.01**	**284.08**

NANGIA & CO. LLP * CHARTERED ACCOUNTANTS *

Edelweiss Rural & Corporate Services Limited

Particulars	As at 31 March 2025	As at 31 March 2024
18 Share capital		
Authorised:		
7,25,00,000 (Previous year: 7,25,00,000) equity shares of Rs. 10 each	725.00	725.00
4,20,00,000 (Previous year: 4,20,00,000) preference shares of Rs. 10 each	420.00	420.00
	1,145.00	**1,145.00**
Issued, Subscribed and fully paid up:		
(a) Equity Shares		
6,65,80,367 (Previous year: 6,65,80,367) equity shares of Rs. 10 each, fully paid up	665.80	665.80
	665.80	**665.80**

During the year ended 31 March 2024, the Company has re-organised the Authorised Share Capital of the Company by cancelling 2,50,00,000 Preference Shares of the face value Rs. 10 each, forming part of the existing un-issued Authorised Preference Shares of the Company and simultaneoulsy creatng 2,50,00,000 Equity Shares of face value of Rs. 10 each.

Reconciliation of equity shares outstanding at the beginning and at the end of the year:

Particulars	31 March 2025		31 March 2024	
	Number of shares	Amount	Number of shares	Amount
Equity shares of Rs. 10 each fully paid				
Outstanding at the beginning of the year	66,580,367	665.80	46,535,367	465.35
Issued during the year		-	20,045,000	200.45
Outstanding at the end of the year	**66,580,367**	**665.80**	**66,580,367**	**665.80**

Equity shares held by holding Company

Particulars	31 March 2025		31 March 2024	
	Number of shares	Percentage Shareholding	Number of shares	Percentage Shareholding
Equity shares				
Edel Finance company Limited *	66,580,367	100.00%	66,580,367	100.00%

Details of equity shares in the Company held by each shareholder holding more than 5 percent shares:

Particulars	31 March 2025		31 March 2024	
	Number of shares	Percentage Shareholding	Number of shares	Percentage Shareholding
Equity shares of Rs 10 each fully paid up				
Edel Finance company Limited	66,580,367	100.00%	66,580,367	100.00%

Rights, preferences and restrictions attached to equity shares:
The Company has only one class of equity shares having a par value of Rs 10 each. Each holder of equity shares is entitled to one vote per share held. In the event of liquidation of the Company, the holders of equity shares will be entitled to receive remaining assets of the Company, after distribution of all preferential amounts. The distribution will be in proportion to the number of equity shares held by the shareholders.

19 Instruments entirely equity in nature

	31 March 2025	31 March 2024
(i) Compulsory Convertible Preference Shares ('CCPS')		
13,59,955 CCPS (Previous year 13,59,955) - 0.01% Compulsory Convertible Preference Shares ("CCPS") of face value of Rs. 10/- along with premium of Rs. 357.66 Per Share	13.60	13.60
(ii) Compulsorily Convertible Debentures ('CCDs')		
12,500,000 CCDs (Previous year 12,500,000) of the face value of Rs. 1,000/- each	12,495.88	12,500.00
	12,509.48	**12,513.60**

(i) Compulsory Convertible Preference Shares ('CCPS')
Reconciliation of shares outstanding at the beginning and at the end of the year:

Particulars	31 March 2025		31 March 2024	
	Number of shares	Amount	Number of shares	Amount
CCPS of Rs. 10 each fully paid				
Outstanding at the beginning of the year	1,359,955	13.60	1,359,955	13.60
Issued during the year	-	-	-	-
Outstanding at the end of the year	**1,359,955**	**13.60**	**1,359,955**	**13.60**

NANGIA & CO. LLP * CHARTERED ACCOUNTANTS *

Edelweiss Rural & Corporate Services Limited

Shares held by holding Company

Particulars	31 March 2025		31 March 2024	
	Number of shares	Percentage Shareholding	Number of shares	Percentage Shareholding
Equity shares				
Edel Finance company Limited *	1,359,955	100.00%	1,359,955	100.00%

Details of shares in the Company held by each shareholder holding more than 5 percent shares:

Particulars	31 March 2025		31 March 2024	
	Number of shares	Percentage Shareholding	Number of shares	Percentage Shareholding
CCPS of Rs 10 each fully paid up				
Edel Finance company Limited	1,359,955	100.00%	1,359,955	100.00%

Terms of Compulsory Convertible Preference Shares ("CCPS")
Non-cumulative Dividend of 0.01% per annum on the face value of the CCPS shall be paid to the CCPS holders. The CCPS will automatically be convertible into equity shares at the end of 10 years from the date of allotment i.e. March 30,2021. 1 CCPS will be Converted into 1 Equity Share. 13,59,955 equity shares will be issued on conversion .

(ii) Compulsorily Convertible Debentures ('CCDs')
Reconciliation of CCDs outstanding at the beginning and at the end of the year:

Particulars	31 March 2025		31 March 2024	
	Number of shares	Amount	Number of shares	Amount
CCDs of Rs. 1,000 each fully paid				
Outstanding at the beginning of the year	12,500,000	12,500.00	9,000,000	9,000.00
Issued during the year			3,500,000	3,500.00
Outstanding at the end of the year	**12,500,000**	**12,500.00**	**12,500,000**	**12,500.00**

Shares held by holding Company

Particulars	31 March 2025		31 March 2024	
	Number of shares	Percentage Shareholding	Number of shares	Percentage Shareholding
Equity shares				
Edel Finance company Limited	12,500,000	100.00%	12,500,000	100.00%

Details of shares in the Company held by each shareholder holding more than 5 percent shares:

Particulars	31 March 2025		31 March 2024	
	Number of shares	Percentage Shareholding	Number of shares	Percentage Shareholding
Equity shares of Rs 10 each fully paid up				
Edel Finance company Limited	12,500,000	100.00%	12,500,000	100.00%

Terms of Compulsorily Convertible Debentures (the "Debenture"/"CCDs")
CCDs carrying coupon of 0.01% on the face value of the CCDs shall be paid to the CCD holders. The CCDs will be convertible into equity shares within period not exceeding 10 years from the date of allotment i.e. March 26,2021. 1 CCD will be converted into 2.71 Equity Shares. i.e. 24,390,000 equity shares will get issued on the date of conversion of CCD.

CCDs carrying coupon of 0.01% on the face value of the CCDs shall be paid to the CCD holders. The CCDs will be convertible into equity shares within period not exceeding 10 years from the date of allotment i.e. March 27,2024. 1 CCD will be converted into 2.45 Equity Shares. i.e. 8,575,000 equity shares will get issued on the date of conversion of CCD.

Note 1:
The Company has neither allotted any shares pursuant to contract without payment being received in cash or as bonus shares nor has it bought back any share during the period of five years immediately preceding the balance sheet date.

*Includes shares held by Nominee Shareholders

NANGIA & CO. LLP * CHARTERED ACCOUNTANTS *

Edelweiss Rural & Corporate Services Limited

	Particulars	As at 31 March 2025	As at 31 March 2024
20	**Other Equity**		
	Capital Reserve	862.44	(1,159.41)
	Reserve under section 29C of the National Housing Bank Act, 1987	684.91	646.15
	Special Reserve under Section 45-IC of the Reserve Bank of India Act, 1934	-	163.48
	Capital Redemption Reserve	30.00	30.00
	Securities Premium Account	5,564.51	5,564.51
	Revaluation Reserve through other comprehensive income	737.93	817.88
	Debenture redemption reserve	1,458.30	1,458.30
	ESOP Reserve	98.38	100.07
	Retained earnings	(14,770.80)	(17,770.42)
	Total	**(5,334.32)**	**(10,149.44)**

Nature and purpose of reserves

Capital reserve
The Group recognises profit and loss on purchase, sale, issue or cancellation of the Group's own equity instruments to capital reserve.

Reserve under section 29C of the National Housing Bank Act, 1987
Reserve created under section 29C of National Housing Bank Act, 1987 a sum not less than twenty per cent of its net profit every year as disclosed in the profit and loss account and before any dividend is declared.

Special Reserve under Section 45-IC of the Reserve Bank of India Act, 1934
Reserve created under 45-IC(1) in The Reserve Bank of India Act, 1934, a sum not less than twenty per cent of its net profit every year, as disclosed in the statement of profit and loss account and before any dividend is declared.

Capital redemption reserve
As per Companies Act, 2013, capital redemption reserve is created when Group purchases its own shares out of free reserves or securities premium. A sum equal to the nominal value of the shares so purchased is transferred to capital redemption reserve. The reserve is utilised in accordance with the provisions of section 69 of the Companies Act, 2013.

Securities premium account
Securities premium is used to record the premium on issue of shares. The reserve is utilised in accordance with the provisions of section 52 of the Companies Act, 2013.

Revaluation Reserve
The Group decided to move to revaluation model from cost model for accounting a class of asset (i.e. flats and building) as at 31st March 2020. The management approved revaluation of owned land and buildings classified under property plant and equipment after assessing the valuation made by duly appointed independent valuer. The difference between valuation amount and the carrying value of land and buildings is accounted under Revaluation Reserve through other comprehensive income.

Debenture redemption reserve
The Companies Act 2013 requires companies that issue debentures to create a debenture redemption reserve from annual profits until such debentures are redeemed. the Group is required to transfer a specified percentage (as provided in the Companies Act, 2013) of the outstanding redeemable debentures to debenture redemption reserve. The amounts credited to the debenture redemption reserve may not be utilised except to redeem debentures. On redemption of debentures, the amount may be transferred from debenture redemption reserve to retained earnings.

ESOP reserve
Certain of the Group's employees have been granted options to acquire equity shares of the ultimate holding Company (Edelweiss Financial Services Limited). This reserve represents the cost of these options based on their fair value at the grant dates as recognised over the vesting period of such options, to the extent that the ultimate holding Company has not recovered such cost from the Group.

Retained earnings
Retained earnings comprises of the Group's undistributed earnings after taxes.





Notes to the Consolidated financial statements for the year ended 31 March 2025 (continued)
(Currency: Indian rupees in millions)

	Particulars	As at 31 March 2025	As at 31 March 2024
21	**Non-current borrowings**		
	(at amortised cost unless otherwise stated)		
	Secured*		
	Non-convertible redeemable debentures from others	16,670.81	17,393.64
	Term loans from bank	6,465.41	4,471.43
	Subtotal (A)	**23,136.22**	**21,865.07**
	Unsecured		
	Loans and advances from related parties	-	3,000.00
	Subordinated liabilities	20.00	520.00
	Privately Placed Non-convertible redeemable debentures from related parties	-	2,750.00
	Subtotal (B)	**20.00**	**6,270.00**
	Total (A+B)	**23,156.22**	**28,135.07**

**Secured by charge on immovable property and a pari passu charge on the receivables and other assets to the extent equal to the principal and interest amount i.e. redemption value of debentures.*

22	**Other financial liabilities**		
	Rental Deposits	111.52	98.94
	Other payables (including securitisation liability)	8,353.36	9,356.58
	Total	**8,464.88**	**9,455.52**
23	**Provisions**		
	Gratuity	-	1.16
	Compensated leave absences	6.52	6.69
	Total	**6.52**	**7.85**
24	**Other non-current liabilities**		
	Other Payable	-	8.11
	Total	**-**	**8.11**

NANGIA & CO. LLP * CHARTERED ACCOUNTANTS *

Edelweiss Rural & Corporate Services Limited

	Particulars	As at 31 March 2025	As at 31 March 2024
25	**Current borrowings**		
	(at amortised cost unless otherwise stated)		
	Secured*		
	Term loans	2,363.74	-
	Privately Placed Non-convertible debentures	1,907.93	1,248.41
	Sub-total (A)	**4,271.67**	**1,248.41**
	Unsecured		
	Loan from related parties	0.18	92.25
	Non-convertible debentures - related party	508.63	2,750.00
	Commercial paper - Others	-	4,720.00
	Less: Unamortised discount	-	(69.75)
		-	**4,650.25**
	Preference Shares Capital - Other than related parties	-	8.77
	Term loan from bank	-	2,239.36
	Sub-total (B)	**508.81**	**9,740.63**
	Interest accrued on borrowings (C)	500.71	511.01
	Total (A+B+C)	**5,281.19**	**11,500.05**

*Secured by charge on immovable property and a pari passu charge on the receivables and stock in trade to the extent equal to the principal and interest amount i.e. redemption value of debentures.





Particulars	As at 31 March 2025	As at 31 March 2024
26 Trade Payables		
(at amortised cost unless otherwise stated)		
Total outstanding dues of micro enterprises and small enterprises	11.64	4.40
Total outstanding dues to creditors other than micro enterprises and small enterprises	342.35	1,040.69
	353.99	**1,045.09**

Trade payables ageing schedule

As at 31 March 2025	Outstanding for following periods from due date of payment				Total
	Less than 1 year	1-2 years	2-3 years	More than 3 years	
(i) MSME	11.64	-	-	-	**11.64**
(ii) Others	274.60	1.61	9.69	56.45	**342.35**
(iii)Disputed dues-MSME	-	-	-	-	-
(iv)Disputed dues-Others	-	-	-	-	-
Total	**286.24**	**1.61**	**9.69**	**56.45**	**353.99**

As at 31 March 2024	Outstanding for following periods from due date of payment				Total
	Less than 1 year	1-2 years	2-3 years	More than 3 years	
(i) MSME	4.40	-	-	-	**4.40**
(ii) Others	1,035.03	0.32	2.09	3.25	**1,040.69**
(iii)Disputed dues-MSME	-	-	-	-	-
(iv)Disputed dues-Others	-	-	-	-	-
Total	**1,039.43**	**0.32**	**2.09**	**3.25**	**1,045.09**

27 Other financial liabilities		
Accrued salaries and benefits	143.81	207.44
Retention money payable	1.28	1.28
Other payables	111.69	100.49
Securitisation liability (including loan assigned under PCG* scheme)	2,429.41	2,456.77
Unpaid Dividends	0.15	0.29
Total	**2,686.34**	**2,766.27**
*PCG- Partial Credit Gurantee Scheme		
28 Other current liabilities		
Withholding taxes, Goods & service tax and other taxes payable	98.65	61.39
Other payables	11.61	36.78
Total	**110.26**	**98.17**
29 Short-term provisions		
Provision for employee benefits :		
Gratuity	43.05	36.47
Compensated absences	7.57	4.73
Provision for capex	2.34	1.45
Total	**52.96**	**42.65**
30 Current tax liabilities (net)		
Provision for taxation (net of advance tax)	31.17	80.76
	31.17	**80.76**





	Particulars	For the year ended 31 March 2025	For the year ended 31 March 2024
31	**Fee and commission income**		
	Business support services income	494.47	495.41
	Advisory income (including referral and arranger fees)	485.13	325.20
	Total	**979.60**	**820.61**
32	**Interest income**		
	On loans	4,990.93	4,326.36
	On investments	345.87	904.18
	On Others	233.76	225.29
	Total	**5,570.56**	**5,455.83**
33	**Net gain / (loss) on fair value changes**		
	(Loss)/Gain on trading of securities (net)	3,126.74	157.18
	(Loss)/Gain on trading in equity derivative instruments (net)	(2,461.98)	60.63
	Fair value gain/(loss) on revaluation of real estate (unrealised)	1,078.72	(864.59)
	Fair Value Gain / (Loss) on Loans (FVTPL)	(1.15)	-
	Fair Value on Security receipts	(24.18)	2.37
	Income distribution from Fund	6.28	9.04
	Profit/(Loss) on sale of long term investment	(60.39)	109.31
	Share of profit/(loss) in partnership firm	(0.03)	(0.05)
	Fair value gain/(loss) - Equity	144.19	(244.55)
	Fair value gain/(loss) - Debt Instruments	(3.78)	(262.27)
	Profit/(Loss) on sale of mutual fund units (FVTPL)	64.43	61.81
	Total	**1,868.85**	**(971.12)**
34	**Other operating revenue**		
	Rental income	378.20	281.82
	Total	**378.20**	**281.82**
35	**Other income**		
	Miscellaneous income	101.94	240.31
	Interest on Income tax refund	16.78	38.53
	Profit / (loss) on sale of long term investment (net) (Refer note 62)	4,179.71	-
	Total	**4,298.43**	**278.84**





Notes to the Consolidated financial statements for the year ended 31 March 2025 (continued)
(Currency: Indian rupees in millions)

	Particulars	For the year ended 31 March 2025	For the year ended 31 March 2024
36	**Employee benefit expenses**		
	Salaries, wages and bonus	1,147.70	1,065.08
	Contribution to provident and other funds	71.28	61.45
	Expense on Employee Stock Option Scheme (ESOP) and Stock Appreciation Rights (SAR)	(3.67)	3.60
	Staff welfare expenses	66.12	48.25
	Others	-	5.80
	Total	**1,281.43**	**1,184.18**
37	**Finance costs**		
	Interest on debt securities	2,659.33	2,664.73
	Interest on subordinated debt	55.94	56.56
	Interest on borrowings (other than debt securities)	2,087.29	1,810.04
	Other interest expenses	1,319.12	1,304.35
	Total	**6,121.68**	**5,835.68**
38	**Impairment on financial instruments**		
	On trade receivables	23.93	38.95
	On loans	117.91	174.32
	On investments	146.82	(86.71)
	Total	**288.66**	**126.56**

NANGIA & CO. LLP * CHARTERED ACCOUNTANTS *

Edelweiss Rural & Corporate Services Limited

Notes to the Consolidated financial statements for the year ended 31 March 2025 (continued)
(Currency: Indian rupees in millions)

	Particulars	For the year ended 31 March 2025	For the year ended 31 March 2024
39	**Other expenses**		
	Advertisement and business promotion	8.68	9.22
	Auditor's remuneration	16.81	17.94
	Commission and brokerage	3.44	7.89
	Communication expenses	18.30	37.68
	Computer expenses	152.16	123.91
	Computer software	120.33	83.75
	Clearing and custodian charges	0.21	2.83
	Directors' sitting fees	4.85	1.63
	Electricity charges (net)	40.69	35.44
	Foreign exchange loss (net)	0.32	0.10
	Insurance	4.53	6.80
	Legal and professional fees	604.94	520.96
	Membership and subscription	3.96	39.24
	Office expenses	87.55	87.66
	Postage and courier	5.07	2.50
	Printing and stationery	8.23	4.60
	Rates and taxes	297.81	245.45
	Rating support fees	22.32	13.30
	Rent	6.28	6.53
	Repairs and maintenance	24.41	35.36
	Security transaction tax	64.39	3.58
	Stamp duty	13.19	13.08
	Stock exchange expenses	10.94	8.26
	Travelling and conveyance	60.06	48.47
	Loan origination costs amortised	158.48	82.26
	Donation*	27.12	6.26
	Miscellaneous expenses	30.72	23.88
	Total	**1,795.79**	**1,468.58**

* Includes political donation amounting to Rs. 20.00 million made during the year (previous year: Rs. Nil) in accordance with Section 182 of the Companies Act 2013.





40 Segment reporting

Primary Segment (Business segment)

For management purpose,the Group's business is organised into business segments based in products and services and has four reportable segments as mentioned below:

	Segment	Activities covered
1.	Business Support Services	Centralized support services in the nature of administration, compliance, payroll, finance and accounts, Technical support etc. provided to group companies
2.	Trading in commodities	Purchase and sale of commodities
3.	Capital based business	Capital business includes Lending, guarantees given, investing and investment property
4.	Treasury management	Interest income and trading in securities

Income for each segment has been specifically identified. Expenditure, assets and liabilities are either specifically identified with individual segments or have been allocated to segments on a systematic basis. Based on such allocations, segment disclosures relating to revenue, results, assets and liabilities have been prepared.

The Executive management committee is the Chief operating decision maker (CODM) and monitors the operating results of its business units separately for the purpose of making decisions about resource allocation and performance assessment.

Secondary Segment

Since the business operations of the Group are primarily concentrated in India, the Group is considered to operate only in the domestic segment and therefore there is no reportable geographic segment.

The following table gives information in terms of provisions of Accounting Standard on Segment Reporting (Ind AS 108)

Particulars		As at/ For the year ended 31 March 2025	As at/ For the year ended 31 March 2024
I	**Segment Revenue**		
	a) Capital based business	11,854.63	7,073.66
	b) Treasury management	650.03	(61.63)
	c) Business Support Services	578.35	550.10
	d) Trading in commodities	-	816.55
	e) Unallocated	23.90	38.54
	Total Income	**13,106.91**	**8,417.22**
II	**Segment Results**		
	a) Capital based business	2,574.08	(3,141.85)
	b) Treasury management	559.72	(35.47)
	c) Business Support Services	189.28	132.48
	d) Trading in commodities	-	0.22
	e) Unallocated	23.90	38.15
	Profit before taxation	**3,346.98**	**(3,006.47)**
	Less : Provision for taxation	(1,441.29)	118.10
	Profit after taxation	**4,788.27**	**(3,124.57)**
III	**Segment Assets**		
	a) Capital based business	48,611.18	57,760.11
	b) Treasury management	51.95	443.06
	c) Business Support Services	120.79	55.29
	d) Unallocated	3,297.90	2,247.35
	Total	**52,081.82**	**60,505.81**
IV	**Segment Liabilities**		
	a) Capital based business	40,533.01	52,103.96
	b) Treasury management	-	1,345.55
	c) Business Support Services	-	-
	d) Warehouse services	-	-
	e) Unallocated	-	7.10
	Total	**40,533.01**	**53,456.61**

1. Non-cash expenditure aggregated to Rs. 567.44 million for the year ended 31 March 2025 (Previous Year Rs. 898.66 million)

NANGIA & CO. LLP * CHARTERED ACCOUNTANTS *

Edelweiss Rural & Corporate Services Limited

41 **Disclosure as required by Indian Accounting Standard 24 – "Related Party Disclosure":**

41.1 **List of Related Parties and relationships**

(A) Names of related parties by whom control is exercised

Edelweiss Financial Services Limited, ultimate Holding Company
Edel Finance Company Limited , Holding Company

(B) Entities which are controlled by the Company (Subsidiary Companies)

NIDO Home Finance Limited
Comtrade Commodities Services Limited
Edelweiss Investment Adviser Limited (upto March 03, 2025)
Allium Corporate Services Private Limited (Formerly Allium Finance Private Limited) (upto Sep 04, 2024)

(C) Fellow Subsidiaries with whom the Company has transactions

ECL Finance Limited
Edelweiss Investment Adviser Limited
Allium Corporate Services Private Limited (Formerly Allium Finance Private Limited)
Edelcap Securities Limited
ECap Securities and Investments Limited
EAAA India Alternatives Limited (Formerly Edelweiss Alternative Asset Advisors Limited)
Ecap Equities Limited
Edel Investments Limited
Edelweiss Life Insurance Company Limited (Formerly Edelweiss Tokio Life Insurance Company Limited)
Edelweiss Trusteeship Company Limited
Edelweiss Asset Management Limited
Edelgive Foundation
Edelweiss International Singapore Pte Limited
Edelweiss Retail Finance Limited
ZUNO General Insurance Limited
Edelweiss Asset Reconstruction Company Limited
Edelweiss Securities and Investments Private Limited
Edelweiss Global Wealth Management Limited
Edelweiss Multi Strategy Fund Advisors LLP
Edelweiss Value and Growth Fund
Sekura India Management Limited
EAAA Real Assets Managers Limited (Formerly Edelweiss Real Assets Managers Limited)
Nuvama Custodial Services Limited

(D) Key Management Personnel

Mr. Ravindra Dhobale (Executive Director & Chief Financial Officer)
Ms. Christina Dsouza (Executive Director & Company Secretary)

(E) Non-Executive Directors

Mr. Nikhil Johari
Ms. Ananya Suneja

(F) Independent Directors

Dr. Vinod Juneja
Mr. Bharat Bakshi

(G) Trust Name:

EARC Trust SC 401
EARC Trust SC 418
EARC Trust SC 447
EARC Trust SC 451
EARC Trust SC 459
EARC Trust SC 445

NANGIA & CO. LLP * CHARTERED ACCOUNTANTS *

Edelweiss Rural & Corporate Services Limited

41 Disclosure as required by Indian Accounting Standard 24 – "Related Party Disclosure" (continued)

41.2 Transaction and Balances with related parties

Particulars	Name of related parties	31 March 2025	31 March 2024
Capital account transactions during the year			
Capital advances given to	Ecap Equities Limited	1,425.00	-
Redemption of security receipts	Edelweiss Asset Reconstruction Company Limited	-	71.36
Redemption of Preference Share issued	Ecap Equities Limited	-	415.35
Redemption of CCD	Ecap Equities Limited	-	1,000.10
Loans taken from	Edelweiss Financial Services Limited	3,284.50	3,919.20
	ECL Finance Limited	2,250.00	2,050.00
	Edel Finance Company Limited	-	615.68
	Edelweiss Retail Finance Limited	-	250.00
	Ecap Equities Limited	18,678.80	3,053.03
Loans repaid to	Edelweiss Financial Services Limited	6,284.50	6,609.10
	ECL Finance Limited	2,250.00	2,050.00
	Edel Finance Company Limited	-	2,306.03
	Edelweiss Retail Finance Limited	-	250.00
	Ecap Equities Limited	19,382.83	4,496.60
Loans given to	ECL Finance Limited	-	850.00
	Edel Finance Company Limited	2,420.00	1,125.00
	Edel Investments Limited	-	388.50
	Edelcap Securities Limited	-	1,316.50
	Edelweiss Global Wealth Management Limited	2,874.10	1,720.00
	EAAA India Alternatives Limited	-	220.00
	Ecap Equities Limited	5,720.00	12,525.40
	Edelweiss Retail Finance Limited	2,000.00	-
	ECap Securities And Investments Limited	1,899.50	7,970.33
	Edelweiss Investment Adviser Limited	2,200.00	-
	Allium Corporate Services Private Limited	5.10	-
Loans repaid by	ECL Finance Limited	-	850.00
	Edel Finance Company Limited	2,420.00	1,355.00
	Edelcap Securities Limited	-	1,316.50
	Edel Investments Limited	-	388.50
	Edelweiss Global Wealth Management Limited	3,814.10	780.00
	Edelweiss Retail Finance Limited	2,000.00	-
	EAAA India Alternatives Limited	220.00	220.00
	Ecap Equities Limited	5,720.00	13,125.40
	ECap Securities And Investments Limited	8,919.83	950.00
	Edelweiss Investment Adviser Limited	7,880.32	-
	Allium Corporate Services Private Limited	5.10	-
Purchase of Security from	ECL Finance Limited	-	5,925.14
	Edelweiss Retail Finance Limited	-	1,600.42
Loss on redemption of ICIF III units paid to	ECL Finance Limited	-	509.70
Investments in equity shares sold to	Ecap Equities Limited	301.68	-
	Edel Finance Company Limited	1,228.78	-
Investment in Security Receipt issued by	EARC Trust SC 445	-	319.90
Principal repayment received from fund	India Credit Investment Fund II	-	2,879.15
	India Credit Investment Fund III	-	2,683.75
Margin placed with	Edel Investments Limited	84.58	23.23
Margin withdrawn from	Edel Investments Limited	84.59	23.23
Sale of Security Receipts	Edelweiss Asset Reconstruction Company Limited Trust	-	679.38
Sharing of realized Loss on Security receipt under Risk and Reward	Edelweiss Financial Services Limited	-	110.98
Purchase of fixed assets from	Ecap Equities Limited	0.42	0.53
	Edel Investments Limited	0.05	0.27
	Edelcap Securities Limited	0.59	0.91
Sale of fixed assets to	Edelcap Securities Limited	0.04	0.12
	Ecap Equities Limited	0.03	0.00
	Edel Investments Limited	0.05	0.06
	EAAA India Alternatives Limited	-	0.01
	Allium Corporate Services Private Limited	0.01	-
Purchase/subscription of debentures from	Ecap Equities Limited	152.86	657.32
	ECL Finance Limited	-	136.37
	Edelcap Securities Limited	504.77	-
Investment in debt securities	Ecap Equities Limited	-	250.00
	Edelweiss Investment Adviser Limited	6,000.00	-
Sale of Debentures to	Edel Investments Limited	308.98	409.72
	Edelcap Securities Limited	1,068.18	114.71
	Edel Finance Company Limited	0.21	-
	Ecap Equities Limited	3,526.43	519.39

NANGIA & CO. LLP ★ CHARTERED ACCOUNTANTS ★
Edelweiss Rural & Corporate Services Limited ★

41 Disclosure as required by Indian Accounting Standard 24 – "Related Party Disclosure" (continued)

41.2 Transaction and Balances with related parties

Particulars	Name of related parties	31 March 2025	31 March 2024
	ECap Securities And Investments Limited	-	2,670.24
	Edelweiss Investment Adviser Limited	468.11	-
Redemption of debentures held in	Ecap Equities Limited	-	6,600.59
	Edelweiss Asset Reconstruction Company Limited	131.49	238.70
Redemption of debentures held by	Ecap Equities Limited	1,265.25	-
	Edelcap Securities Limited	1,543.02	-
Loan portfolio purchase under direct assignment	ECL Finance Limited	-	420.00
Sale of loan portfolio	Edelweiss Retail Finance Limited	420.00	-
Security deposit repaid to	Edelweiss Life Insurance Company Limited	-	6.12
Remuneration paid to	Mr. Santosh Dadheech	-	6.00
	Mr. Chirag Shah	-	1.12
	Mr. Ravindra Ohobale	-	7.84
	Ms. Christina O'souza	3.79	0.61
Director Sitting Fees	Mr. Bharat Bakshi	0.60	0.63
	Mr. Vinod Juneja	0.70	0.75
Corporate Guarantee availed	Edelweiss Financial Services Limited	-	500.00
Income			
Business support service charges from	ECL Finance Limited	68.40	59.67
	Edelweiss Retail Finance Limited	2.53	1.51
	Edelweiss Asset Reconstruction Company Limited	40.28	37.23
	Edel Finance Company Limited	3.56	2.15
	Edelweiss Financial Services Limited	53.72	50.50
	Edelweiss Global Wealth Management Limited	0.14	0.05
	EAAA India Alternatives Limited	36.17	8.32
	ZUNO General Insurance Limited	63.71	62.27
	Edelweiss Asset Management Limited	37.18	8.41
	Edelcap Securities Limited	37.85	39.38
	Edel Investments Limited	22.00	21.93
	Edelweiss International (Singapore) Pte. Limited	8.45	6.64
	Ecap Equities Limited	22.44	16.75
	Edelweiss Life Insurance Company Limited	72.23	76.02
	EdelGive Foundation	6.80	7.03
	Edelweiss Securities And Investments Private Limited	-	52.53
	Edelweiss Trusteeship Company Limited	0.01	0.00
	Sekura India Management Limited	7.01	6.88
	ECap Securities And Investments Limited	0.05	0.01
	Allium Corporate Services Private Limited	3.10	-
	Edelweiss Investment Adviser Limited	0.65	-
Corporate Guarantee Commission Income	ECL Finance Limited	2.31	0.04
	Edel Finance Company Limited	4.41	6.36
	Edelweiss Investment Adviser Limited	17.75	-
Advisory fees earned from	ECL Finance Limited	3.47	14.60
	Edelweiss Retail Finance Limited	1.55	-
	Edelweiss Financial Services Limited	62.84	28.70
	Edelweiss Life Insurance Company Limited	18.20	25.25
	ZUNO General Insurance Limited	83.20	17.00
	EdelGive Foundation	-	15.00
Service fee received from	Edelweiss Retail Finance Limited	-	0.00
	ECL Finance Limited	-	0.08
Service charges paid	Edelweiss Retail Finance Limited	-	0.48
	ECL Finance Limited	-	0.66
Corporate Guarantee support fee	Edelweiss Financial Services Limited	-	0.99
	Ecap Equities Limited	-	0.15
Reimbursement of ARC management fee from	Edelweiss Financial Services Limited	75.91	-
Interest income on debentures (including CCD)	Edelweiss Retail Finance Limited	0.95	0.95
	Edel Finance Company Limited	15.77	2.64
	Ecap Equities Limited	0.08	0.04
	Edelweiss Investment Adviser Limited	1.04	-
Interest income on Debt instrument	Edelweiss Asset Reconstruction Company Limited	250.62	651.91
	Edelweiss Financial Services Limited	7.49	-

NANGIA & CO. LLP * CHARTERED ACCOUNTANTS *

Edelweiss Rural & Corporate Services Limited

41 Disclosure as required by Indian Accounting Standard 24 – "Related Party Disclosure" (continued)

41.2 Transaction and Balances with related parties

Particulars	Name of related parties	31 March 2025	31 March 2024
Interest income on loan given to	ECL Finance Limited	-	0.80
	ECap Securities And Investments Limited	731.96	113.59
	Edelcap Securities Limited	-	6.32
	EAAA India Alternatives Limited	23.06	25.77
	Edel Investments Limited	-	2.18
	Edelweiss Global Wealth Management Limited	135.49	36.40
	Edelweiss Retail Finance Limited	4.62	-
	Ecap Equities Limited	130.52	424.97
	Edel Finance Company Limited	20.15	125.57
	Allium Corporate Services Private Limited	0.06	-
	Edelweiss Investment Adviser Limited	66.70	-
Share of loss from partnership firm	Edelweiss Multi Strategy Fund Advisors LLP	0.03	0.05
Rental income received from	ECL Finance Limited	22.67	14.54
	Edelweiss Financial Services Limited	31.21	30.47
	EAAA India Alternatives Limited	142.06	97.97
	Edelweiss Asset Reconstruction Company Limited	61.35	55.06
	Edelcap Securities Limited	26.94	23.75
	Edel Investments Limited	9.10	10.97
	Edelweiss Asset Management Limited	0.16	0.10
	Ecap Equities Limited	7.22	6.47
	EdelGive Foundation	1.38	1.21
	Edelweiss Retail Finance Limited	12.02	8.07
	Edelweiss Global Wealth Management Limited	2.51	-
	Allium Corporate Services Private Limited	0.74	-
Investment management support service from	Edelweiss International (Singapore) Pte. Limited	13.23	10.93
Cost reimbursements recovered from	ECL Finance Limited	3.15	2.47
	Edelweiss Financial Services Limited	1.12	0.98
	EAAA India Alternatives Limited	9.00	4.80
	Edelcap Securities Limited	2.47	1.96
	Edel Investments Limited	0.88	0.99
	ZUNO General Insurance Limited	15.95	15.29
	Edelweiss Life Insurance Company Limited	-	0.01
	Ecap Equities Limited	0.67	0.02
	EdelGive Foundation	0.07	0.10
	Edelweiss Asset Management Limited	0.14	0.01
	Edelweiss Asset Reconstruction Company Limited	3.62	1.96
	Edelweiss Retail Finance Limited	0.31	8.07
	Sekura India Management Limited	-	0.00
	Edelweiss Global Wealth Management Limited	0.09	-
	Allium Corporate Services Private Limited	0.02	-
Interest income on bonds of	Edel Finance Company Limited	-	2.64
Expenses			
Contribution towards corporate social responsibilities	Edelgive Foundation	4.00	18.50
Cost reimbursement paid to	Edelweiss Financial Services Limited	0.62	0.54
	EAAA India Alternatives Limited	0.40	2.66
	Ecap Equities Limited	22.44	28.73
	ECL Finance Limited	13.13	17.99
	Edelweiss Retail Finance Limited	0.29	0.28
	Edel Investments Limited	5.64	-
	Edelweiss Life Insurance Company Limited	13.62	-
Management fees paid to	ECL Finance Limited	288.04	276.03
	EAAA India Alternatives Limited	7.13	28.83
	Edelweiss Asset Reconstruction Company Limited	-	0.44
Brokerage and commission expenses	Edel Investments Limited	8.26	2.33
ESOP & SAR cost reimbursement	Edelweiss Financial Services Limited	0.10	1.48
Interest expense on loans taken from	Edelweiss Financial Services Limited	398.55	645.40
	Edel Finance Company Limited	-	15.14
	ECL Finance Limited	41.79	43.32
	Ecap Equities Limited	810.25	19.76
	Edelweiss Retail Finance Limited	-	6.00
Interest expenses on debentures	Edelcap Securities Limited	53.67	-
	Ecap Equities Limited	235.82	1.81
	ECL Finance Limited	13.65	-
	Edelweiss Retail Finance Limited	0.18	0.18
	Edelweiss Life Insurance Company Limited	6.20	14.45
	ZUNO General Insurance Limited	24.12	5.68
Interest expense on CCD	Edel Finance Company Limited	1.25	0.83
Interest / dividend paid on preference shares	Ecap Equities Limited	-	8.60
Interest expenses on receivable	ECL Finance Limited	23.35	-
Corporate Guarantee support fee	Edelweiss Financial Services Limited	37.64	-
	Ecap Equities Limited	13.39	

NANGIA & CO. LLP CHARTERED ACCOUNTANTS
Edelweiss Rural & Corporate Services Limited

41 Disclosure as required by Indian Accounting Standard 24 – "Related Party Disclosure" (continued)

41.2 Transaction and Balances with related parties

Particulars	Name of related parties	31 March 2025	31 March 2024
Assets			
Accrued interest income on loans given	Edelweiss Global Wealth Management Limited	-	13.91
	ECap Securities And Investments Limited	1.58	45.26
	Ecap Equities Limited	11.30	0.32
	Edel Investments Limited	-	0.06
	EAAA India Alternatives Limited	-	1.83
	Edelcap Securities Limited	-	2.86
	Edelweiss Investment Adviser Limited	2.97	-
	Allium Corporate Services Private Limited	0.08	-
Interest receivable on debentures from	Edelweiss Retail Finance Limited	0.03	0.03
	Edel Finance Company Limited	11.79	1.78
Investment in others	Edelweiss Asset Reconstruction Company Limited	1,121.25	-
	Edelweiss Financial Services Limited	155.53	-
	Ecap Equities Limited	690.21	-
Investment in Security Receipts issued by	Edelweiss Asset Reconstruction Company Limited Trust		
	EARC Trust SC 401	457.06	479.60
	EARC Trust SC 418	101.08	101.08
	EARC Trust SC 447	252.13	252.13
	EARC Trust SC 451	82.90	82.90
	EARC Trust SC 459	53.13	53.13
Partner's current account - receivable from	Edelweiss Multi Strategy Fund Advisors LLP	3.04	3.06
Partner's capital account - receivable from	Edelweiss Multi Strategy Fund Advisors LLP	0.05	0.05
Trade receivables from	Edel Finance Company Limited	1.34	0.57
	Edelweiss International (Singapore) Pte. Limited	3.51	2.00
	EdelGive Foundation	0.75	0.65
	Edel Investments Limited	3.22	2.54
	Ecap Equities Limited	2.70	1.75
	Edelcap Securities Limited	6.33	5.12
	EAAA India Alternatives Limited	19.24	10.52
	Edelweiss Asset Management Limited	3.14	0.89
	Edelweiss Asset Reconstruction Company Limited	10.11	12.27
	Edelweiss Financial Services Limited	537.81	12.51
	ZUNO General Insurance Limited	58.54	21.73
	Edelweiss Retail Finance Limited	2.88	1.32
	Edelweiss Securities And Investments Private Limited	0.07	5.06
	Edelweiss Life Insurance Company Limited	20.24	12.22
	ECL Finance Limited	22.59	31.50
	Edelweiss Global Wealth Management Limited	0.33	0.22
	ECap Securities And Investments Limited	0.01	0.00
	Sekura India Management Limited	1.60	0.68
	Edelweiss Investment Adviser Limited	1.81	-
	Allium Corporate Services Private Limited	1.33	-
Other Receivable	ECL Finance Limited	2.15	0.00
	ZUNO General Insurance Limited	0.12	0.30
	Edelcap Securities Limited	-	0.51
	Edel Investments Limited	0.01	0.57
	Ecap Equities Limited	-	0.03
	Edel Finance Company Limited	-	0.11
	Edelweiss Financial Services Limited	1.21	9.87
	EdelGive Foundation	0.37	3.38
	Edelweiss Asset Management Limited	0.11	0.11
	Edelweiss Asset Reconstruction Company Limited	0.05	0.15
	Edelweiss Securities And Investments Private Limited	-	0.01
	Edelweiss Retail Finance Limited	-	0.29
	Edelweiss Global Wealth Management Limited	-	0.13
	EAAA India Alternatives Limited	-	0.05
	ECap Securities And Investments Limited	-	0.01
	Edelweiss Life Insurance Company Limited	0.01	0.02
	Edelweiss Multi Strategy Fund Advisors LLP	0.02	0.02
Security Deposit Placed with (Rental)	ECap Equities Limited	21.59	-
	Edelweiss Life Insurance Company Limited	6.23	-
	ECL Finance Limited	-	13.68
Loans and advances given to	EAAA India Alternatives Limited	-	220.00
	ECap Securities And Investments Limited	-	7,020.33
	Edelweiss Global Wealth Management Limited	-	940.00
	Edelweiss Investment Adviser Limited	2,200.00	-
Investment in debt instruments of	Ecap Equities Limited	-	1,646.53
	Edelweiss Retail Finance Limited	10.38	10.31
	Edel Finance Company Limited	166.06	24.45
	Edelweiss Asset Reconstruction Company Limited	-	1,369.90
Capital advances given to	Ecap Equities Limited	1,425.00	-
Liabilities			
Subordinated Preference Shares	Edel Finance Company Limited	20.00	20.00

NANGIA & CO. LLP * CHARTERED ACCOUNTANTS *

Edelweiss Rural & Corporate Services Limited

41 Disclosure as required by Indian Accounting Standard 24 – "Related Party Disclosure" (continued)

41.2 Transaction and Balances with related parties

Particulars	Name of related parties	31 March 2025	31 March 2024
Accrued interest expense on loans taken from	ECL Finance Limited	-	10.54
	Edel Finance Company Limited	-	2.42
	Edelweiss Retail Finance Limited	-	1.87
	Edelweiss Financial Services Limited	22.21	53.94
	Ecap Equities Limited	59.75	8.87
Interest Payable-CCD	Edel Finance Company Limited	-	0.02
Non convertible debentures held by	Ecap Equities Limited	78.35	4,273.30
	Edelweiss Life Insurance Company Limited	200.00	200.00
	ECL Finance Limited	-	1,500.00
	Edelweiss Retail Finance Limited	1.80	-
	ZUNO General Insurance Limited	302.50	1.80
Interest accrued but not due on Non convertible debentures held by	Edelweiss Life Insurance Company Limited	-	0.13
	ECap Equities Limited	-	13.46
Interest Payable on Debenture	Ecap Equities Limited	-	65.13
	Edelcap Securities Limited	-	0.02
Rental deposits received from	Edelweiss Asset Reconstruction Company Limited	50.00	50.00
	EAAA India Alternatives Limited	37.41	17.72
	ECL Finance Limited	0.54	0.54
Trade payables to	Edelweiss Financial Services Limited	2.24	5.22
	ECL Finance Limited	102.53	662.46
	Edelweiss Asset Management Limited	-	0.63
	Edelcap Securities Limited	-	0.21
	Edelweiss Asset Reconstruction Company Limited	2.15	0.56
	Edelweiss Life Insurance Company Limited	-	0.00
	EAAA India Alternatives Limited	0.62	3.28
	Edelweiss Retail Finance Limited	0.19	-
	Ecap Equities Limited	3.14	0.67
	Edel Investments Limited	0.86	0.50
	Edelweiss Global Wealth Management Limited	-	0.21
	Edel Finance Company Limited	-	0.01
Other Payable	Edelweiss Financial Services Limited	1.06	2.50
	Edel Finance Company Limited	-	1.74
	Edelweiss Asset Reconstruction Company Limited	-	0.10
	Edelweiss Retail Finance Limited	0.03	0.31
	EdelGive Foundation	-	1.96
	Edelweiss Asset Management Limited	0.09	0.08
	EAAA India Alternatives Limited	-	0.01
	Edel Investments Limited	0.02	0.18
	Ecap Equities Limited	-	0.56
	Sekura India Management Limited	-	0.03
	Edelcap Securities Limited	-	0.03
	ZUNO General Insurance Limited	-	0.18
	ECap Securities And Investments Limited	0.01	2.94
	Edelweiss Life Insurance Company Limited	-	0.01
	Edelweiss Securities And Investments Private Limited	-	0.00
	Edelweiss Global Wealth Management Limited	0.51	0.05
	Allium Corporate Services Private Limited	0.05	-
	Edelweiss Investment Adviser Limited	0.06	-
Loans taken from	Edelweiss Financial Services Limited	-	3,000.00
	Ecap Equities Limited	4,444.20	16.53
Margin placed with	Edel Investments Limited	-	0.50
Off balance sheet item			
Corporate guarantee given for	ECL Finance Limited	227.43	355.90
	Edel Finance Company Limited	378.81	621.93
Corporate guarantee taken from	Edelweiss Financial Services Limited	2,078.31	2,900.22
	Ecap Equities Limited	339.92	2,295.64
Risk and Rewards sharing arrangement	Edelweiss Financial Services Limited	1,211.20	1,249.75

0.00 indicates amounts less than Rs. 0.01 millions

NANGIA & CO. LLP * CHARTERED ACCOUNTANTS *

Edelweiss Rural & Corporate Services Limited

42 Contingent liabilities and commitments:

42.1 Contingent liabilities and commitments

a) Claims against the Company not acknowledged as debt:

- Income Tax matters in respect of which appeal is pending Rs. 417.03 million (Previous year: ₹ 93.16 million).

-Service Tax matters in respect of which appeal is pending Rs. 118.62 million (Previous year: ₹ 124.44 million).

The Group's pending litigations mainly comprise of claims against Group pertaining to proceedings pending with Income Tax, Excise, Custom, Sales/VAT tax / GST and other authorities. The Group has reviewed all its pending litigations and proceedings and has adequately provided for where provisions are required and disclosed as contingent liabilities where applicable, in the financial statements.The amount of provisions / contingent liabilities is based on management's estimate, and no significant liability is expected to arise out of the same.

The Group has received demand notices from tax authorities on account of disallowance of expenditure for earning exempt income under Section 14A of Income Tax Act 1961 read with Rule 8D of the Income Tax Rules, 1962. The Group has filed appeal/s and is defending its position. Based on the favourable outcome in Appellate proceedings in the past and as advised by the tax advisors, Group is reasonably certain about sustaining its position in the pending cases, hence the possibility of outflow of resources embodying economic benefits on this ground is remote.

Pursuant to the Income Tax Authorities ("the ITA") investigation, after 31 March 2024, the Company and a subsidiary in the Group have received assessment orders cum demand notices from ITA. Based on the legal opinion obtained by the Group, management believes that the demand is not sustainable. The Group has filed an appeal against the said assessment orders. Thus, no adjustment is required in the Consolidated Financial Statement of the Group.

b) Guarantees excluding financial guarantees :

Corporate/other guarantee not acknowledged as debt:
Corporate/other guarantee given by the Group on behalf of its subsidiaries and former associate companies and to third party which is outstanding as at 31 March 2025 and 31 March 2024 is given below:

Particulars	As at 31 March 2025	As at 31 March 2024
Guarantee to trustees and others for non convertible debentures and other borrowings	378.81	621.93
Guarantee to Banks for loan taken by subsidiaries	227.43	355.90
Total	**606.24**	**977.83**

c) Capital Commitments - Estimated amount of contracts remaining to be executed on capital account and not provided for Rs. 0.45 million (Previous Year: Rs. 1.87 million)

d) The Group has Loan sanctioned and pending disbursements of Rs. 4,144.57 million (Previous Year: Rs. 1,752.86 million)

43 Encumbrances on fixed deposits held by the Group:

Fixed deposits aggregating to Rs. 474.08 millions (Previous year: Rs. 475.86 millions) have been pledged with banks for obtaining the bank guarantee provided to various regulatory authorities (VAT, Customs, Mandis , Bank guarantee etc.) for meeting statutory requirements.





44 Earnings per share (EPS)

Basic earnings per share (EPS) is calculated by dividing the net profit for the year attributable to equity holders by the weighted average number of equity shares outstanding during the year.

Diluted earnings per share is computed by dividing the numerator for calculating dilutive earnings per share by weighted average number of equity shares considered for deriving basic earnings per share and weighted average number of equity shares that could have been issued upon conversion of all potential equity shares.

In accordance with Indian Accounting Standard 33 – "Earnings Per Share" prescribed by Companies (Accounts) Rules, 2015, the computation of earnings per share is set out below:

Particulars	As at 31 March 2025	As at 31 March 2024
Profit /(loss) for the year (A)	4,788.27	(3,124.57)
Weighted average number of equity shares for calculating basic EPS		
Number of shares outstanding at the beginning of the year	66,580,367	46,535,367
Number of Shares issued during the year	-	20,045,000
Compulsory Convertible Debenture and Preference share	34,324,955	34,324,955
Total number of equity shares outstanding at the end of the year	100,905,322	100,905,322
Weighted average number of equity shares for calculating Basic EPS (B)	100,905,322	86,477,781
Number of dilutive potential equity shares	-	-
Weighted average number of equity shares for calculating diluted EPS (C)	100,905,322	86,477,781
Earnings per share (EPS) (Face value Rs.1 each)		
Basic earnings share (in Rs)	47.45	(36.13)
Dilutive earning per share (in Rs)	47.45	(36.13)

NANGIA & CO. LLP * CHARTERED ACCOUNTANTS *

Edelweiss Rural & Corporate Services Limited

45 Leases:-

1) This note provides information for Right of use assets where the Group is a lessee. Group has not given any property on lease

Carrying amounts of right-of-use assets recognised and the movements	As at 31 March 2025	As at 31 March 2024
Opening balance as at	239.08	109.09
Addition / disposal during year	164.86	184.21
Lease pre-closure	(79.60)	(10.39)
Depreciation/Amortisation for the year	(40.26)	(43.83)
Closing balance as at	**284.08**	**239.08**

2) This note provides information for leases where the Group is a lessee.

Carrying amounts of lease liabilities and the movements	As at 31 March 2025	As at 31 March 2024
Opening balance as at	267.61	134.24
Addition / disposal during year	163.08	183.94
Accretion of interest	24.15	17.37
Lease pre-closure	(64.42)	(15.72)
Lease payment for the year	(76.77)	(52.22)
Closing balance as at	**313.65**	**267.61**
Current	66.27	61.71
Non Current	247.38	205.90
Total	**313.65**	**267.61**

3) The statement of profit or loss shows the following amounts relating to leases

Particulars	For theYear ended 31 March 2025	For theYear ended 31 March 2024
Depreciation on ROU of assets	40.26	43.83
Reversal of lease pre-closure	23.92	(5.32)
Interest cost	15.40	17.37
Total amount recognised in statement of profit and loss	**79.58**	**55.88**

4) This note provides information for total cash outflow on account of leases.

Particulars	As at 31 March 2025	As at 31 March 2024
Cash outflow of long term leases	76.24	52.44
Cash outflow of short term leases	0.48	2.03
Total	**76.72**	**54.47**

5) This note provides details regarding the contractual maturities of lease liabilities, on an undiscounted basis.

Particular	As at 31 March 2025	As at 31 March 2024
Less than 1 year	74.72	77.51
1-3 years	127.10	137.81
3-5 years	66.12	64.32
More than 5 years	46.84	71.44
Total	**314.78**	**351.08**





46 Retirement benefit plan

A) Defined contribution plan (Provident fund and National Pension Scheme):

Amount of Rs. 58.47 million (Previous year: Rs. 50.14 million) is recognised as expenses and included in "Employee benefit expense" in the statement of profit and loss.

B) Defined benefit plan (Gratuity):

The following tables summarise the components of the net benefit expenses recognised in the statement of profit and loss and the funded and unfunded status and amount recognised in the balance sheet for the gratuity benefit plan.

Statement of profit and loss

Expenses recognised in the Statement of Profit and Loss:

Particulars	31 March 2025	31 March 2024
Current service cost	11.21	9.38
Interest on defined benefit obligation	0.44	(0.17)
Total included in 'Employee benefits expense'	**11.65**	**9.21**

Movement in Other Comprehensive Income:

Particulars	31 March 2025	31 March 2024
Balance at start of year (Loss)/ Gain	(42.22)	(31.39)
a. Actuarial (Loss)/ Gain from changes in financial assumptions	(1.55)	(0.19)
b. Actuarial (Loss)/ Gain from experience over the past year	(5.01)	1.30
c. Actuarial (Loss)/ Gain from changes in demographic assumptions	(0.68)	(1.97)
Return on plan assets excluding amount included in net interest on the net defined benefit liability/ (asset)	1.49	8.09
Changes in the effect of limiting a net defined benefit asset to the asset ceiling excluding amount included in net interest on the net defined benefit liability/ (asset)	9.09	(18.06)
Balance at end of year (Loss)/ Gain	**(38.88)**	**(42.22)**

Balance sheet

Reconciliation of defined benefit obligation (DBO) :

Particulars	31 March 2025	31 March 2024
Present value of DBO at the beginning of the year	74.24	71.56
Transfer in / (Out)	2.02	(0.45)
Interest cost	4.57	4.43
Current service cost	11.21	9.38
Benefits paid	(9.09)	(13.04)
Actuarial (gain)/loss	4.48	2.36
Present value of DBO at the end of the year	**87.43**	**74.24**

Reconciliation of fair value of plan assets:

Particulars	31 March 2025	31 March 2024
Fair value of plan assets at the beginning of the year	125.23	109.38
Contributions by Employer	4.58	6.73
Benefits paid	(4.58)	(6.73)
Interest income	8.74	7.76
Return on plan asset excluding amount included in net interest on the net defined benefit liability/ (asset)	1.51	8.09
Fair value of plan assets at the end of the year	**135.48**	**125.23**

NANGIA & CO. LLP * CHARTERED ACCOUNTANTS *

Edelweiss Rural & Corporate Services Limited

46 Retirement benefit plan (Continued)

B) Defined benefit plan (Gratuity) (Continued):

Net asset / (liability) recognised in the balance sheet:

Particulars	31 March 2025	31 March 2024
Present value of Defined Benefit Obligation	87.43	74.24
Fair value of plan assets at the end of the year	(135.48)	(125.23)
Net Liability	**(48.05)**	**(50.99)**
Less: Effect of limiting net assets to asset ceiling	45.01	65.88
Asset / (Liability) recognised in the balance sheet	**(3.05)**	**14.89**

Experience adjustments:

Particulars	31 March 2025	31 March 2024
On plan liabilities: loss / (gain)	2.93	4.14

Principal actuarial assumptions at the balance sheet date:

Particulars	31 March 2025	31 March 2024
Discount rate	6.30%	7.00%
Salary escalation	7.00%	7.00%
Employees attrition rate	16.00%	16.00%
Expected return on plan asset	7.10%	7.10%
Mortality Rate	IALM 2012-14 (Ultimate)	IALM 2012-14 (Ultimate)

Percentage Break-down of Total Plan Assets	31 March 2025	31 March 2024
Investment Funds with Insurance Company and Cash	99.00%	99.00%
Cash and cash equivalents	1.00%	1.00%
Total	100.00%	100.00%

Sensitivity Analysis for 2025:

DBO increases / (decreases) by	31 March 2025	31 March 2024
Increase of 1% in Salary Growth Rate	3.38	2.67
Decrease of 1% in Salary Growth Rate	(3.18)	(2.50)
Increase of 1% in Discount Rate	(3.17)	(2.49)
Decrease of 1% in Discount Rate	3.43	2.70
Increase of 1% in Attrition Rate	-	(0.16)
Decrease of 1% in Attrition Rate	-	0.16

47 **Employee Stock Option Plans**

The Ultimate Holding Company (Edelweiss Financial Services Limited ("EFSL")) has Employee Stock Option Plans and Stock Appreciation Rights Plans (SAR) in force. Based on such ESOP/SAR schemes, EFSL has granted an ESOP/SAR option to acquire it's equity shares that would vest in a graded manner to Company's employees. Based on group policy / arrangement, EFSL has charged the fair value of such Stock Appreciation Rights. The company has accepted such cross charge and recognised the same under the employee benefit expense. Current year release of Rs.3.67 millions (previous year charge of Rs. 3.60 millions).

48 **Cost sharing and other recoveries**

Cost Sharing:

Edelweiss Rural & Corporate Services Limited, being the Holding Company incurs certain expenditure which is for the common benefit of itself and other fellow subsidiaries companies. Hence, such costs incurred by the Company for the benefit of other fellow subsidiaries companies are recovered as reimbursement by the Company.

As per the master service agreement, the Company provides necessary support for activities relating to information technology, human resource, administrative, finance and operations related services to holding company and fellow subsidiaries.

Other recoveries:

Rental income relates to amount recovered for occupying office premises in the Company's building.





49 Details of dues to micro enterprise and small enterprise:

Trade Payables includes Rs. 11.64 million (Previous year: Rs. 4.40 million) payable to "Suppliers" registered under the Micro, Small and Medium Enterprises Development Act, 2006. Rs Nil million (Previous year: Rs. 0.05 million) interest has been paid by the Group during the year to "Suppliers" registered under this act. The afore mentioned is based on the responses received by the Group to its inquiries with suppliers with regard to applicability under the said act.

Details of dues to micro and small enterprises as defined under the MSMED Act ,2006

Particulars	As at 31 March 2025	As at 31 March 2024
The principal amount and interest due thereon remaining unpaid to any supplier as at end of accounting year		
Principal amount due to micro and small enterprises	11.64	4.40
Interest due on above	-	-
Total	11.64	4.40
The amount of interest paid by the buyer in terms of section 16 of the MSMED Act 2006 along with amounts of the payment made to the supplier beyond the appointed day during each accounting year	-	0.05
The amount of interest due and payable for the period of delay in making payment (which have been paid but beyond the appointed day during the year) but without adding the interest specified under the MSMED Act 2006	-	-
The amount of interest accrued and remaining unpaid at the end of each accounting year	-	-
The amount of further interest remaining due and payable even in the succeeding years, until such date when the interest dues as above are actually paid to the small enterprise for the purpose of disallowance as a deductible expenditure under section 23 of the MSMED Act 2006	-	-

NANGIA & CO. LLP * CHARTERED ACCOUNTANTS *

Edelweiss Rural & Corporate Services Limited

50 Risk Management framework

A) Governance framework

The primary objective of the Group's risk and financial management framework is to protect the Group's shareholders from events that hinder the sustainable achievement of financial performance objectives, including failing to exploit opportunities.Key management recognises the critical importance of having efficient and effective risk management systems in place.

B) Risk Management

The Group has operations in India. Whilst risk is inherent in the Company's activities, it is managed through an integrated risk management framework, including ongoing identification, measurement and monitoring, subject to risk limits and other controls. This process of risk management is critical to the Group. The Group is exposed to credit risk, liquidity risk and market risk. It is also subject to various operating and business risks.

Risk management strategy

The strategy at an execution level is supported by -

1. Three tiered risk management structure to manage and oversee risks
2. Board and Executive Level Committees to review and approve risk exposures
3. Risk Management framework to ensure each risk the Group is exposed to is given due importance and managed through a well-defined framework and guidelines
4. Well-defined Standard Operating Procedures and Product approval framework to ensure risks are mitigated at operational level
5. Adequate segregation of duties to ensure multi-layered checks and balances
6. Exception reporting framework to ensure process and policy deviations are adequately addressed

C) Approach to capital management

Group's objectives when managing capital, are to maximise shareholder value and provide benefits to other stakeholders and maintain an optimal capital structure to reduce the cost of capital.

Group monitors capital using debt-equity ratio, which is total debt divided by total equity.

Particular	As at 31 March 2025	As at 31 March 2024
Total Debt	28,437.41	39,635.12
Equity	11,548.81	7,049.20
Net Debt to Equity	2.46	5.62

D) Credit Risk

Credit risk arises when a customer or counterparty does not meet its obligations under a customer contract or financial instrument, leading to a financial loss. The Group is exposed to credit risk from its operating activities primarily financial instruments.

The Group's management policy is to closely monitor creditworthiness of counterparties by reviewing their credit ratings, financial statements on regular basis.

The Group's financial assets subject to the expected credit loss model within Ind AS 109 are short-term trade and other receivables and financial instruments. Group applies the expected credit loss model for recognising impairment loss. Expected credit loss allowance in respect of receivables is computed based on a provision matrix which takes into account historical credit loss experience.

Group is exposed to credit risk on mutual fund investments, however these investments are not subjected to Ind AS 109 impairment requirements as they are measured at FVTPL. The carrying value of these investments, under Ind AS 109 represents the group's maximum exposure to credit risk on financial instruments not subject to the Ind AS 109 impairment requirements on the respective reporting dates.

The expected credit loss is a product of exposure at default, probability of default and loss given default. The Group has devised an internal model to evaluate the probability of default and loss given default based on the parameters set out in Ind AS. Accordingly, the financial instruments are classified into various stages as follows:

Internal rating grade	Internal grading description	Stages
Performing		
High grade	0 dpd and 1 to 30 dpd	Stage I
Standard grade	31 to 90 dpd	Stage II
Non-performing		
Individually impaired	90+ dpd	Stage III

* dpd indicates days past due.

NANGIA & CO. LLP * CHARTERED ACCOUNTANTS *

Edelweiss Rural & Corporate Services Limited

Credit loss is the difference between all contractual cash flows that are due to an entity in accordance with the contract and all the cash flows that the entity expects to receive (i.e., all cash shortfalls), discounted at the original EIR.

Significant increase in credit risk (SICR)

Group considers a financial instrument defaulted, classified as Stage 3 (credit-impaired) for ECL calculations, in all cases when the borrower becomes 90 days past due. Classification of assets form stage 1 to stage 2 has been carried out based on SICR criterion. Accounts which are more than 30 days past due have been identified as accounts where significant increase in credit risk has been observed. These accounts have been classified as Stage 2 assets. As a part of a qualitative assessment of whether a customer is in default, the Group also considers a variety of instances that may indicate unlikeliness to pay. When such events occur, the Group carefully considers whether the event should result in treating the customer as defaulted and therefore assessed as Stage 3 for ECL calculations or whether Stage 2 is appropriate.

Probability of Default

Historical DPD data is used to calculate historic default rates for each portfolio. This is done by using transition matrix which are calculated by assessing the transition from the one DPD state to the default DPD state 12 months from the cohort date.

Loss Given Default (LGD)

The LGD represents expected losses on the EAD given the event of default, taking into account, among other attributes, the mitigating effect of collateral value at the time it is expected to be realised and the time value of money. The Loss Given Default (LGD) has been computed with workout methodology. Workout LGD is widely considered to be the most flexible, transparent and logical approach to build an LGD model. Along with actual recoveries, value of the underlying collateral has been factored in to estimate future recoveries in LGD computation. Workout LGD computation involves the actual recoveries as well as future recoveries (as a part of the workout process) on a particular facility, as a percentage of balance outstanding at the time of Default/Restructuring. The assessment of workout LGD was then performed. Principal outstanding at NPA was assessed, which went into the denominator of the LGD calculation. LGD computation has been done for each segment and sub-segment separately.

Exposure at Default (EAD)

The amount which the borrower will owe to the portfolio at the time of default is defined as Exposure at Default (EAD). While the drawn credit line reflects the explicit exposure for the Group, there might be variable exposure that may increase the EAD. These exposures are of the nature where the Group provides future commitments, in addition to the current credit. Therefore, the exposure will contain both on and off balance sheet values. The value of exposure is given by the following formula:

EAD = Drawn Credit Line + Credit Conversion Factor * Undrawn Credit Line

Where,

Drawn Credit Line = Current outstanding amount

Credit Conversion Factor (CCF) = Expected future drawdown as a proportion of undrawn amount Undrawn Credit Line = Difference between the total amount which the group has committed and the drawn credit line While the drawn exposure and limits for the customer are available, the modelling of CCF is required for computing the EAD.





50 Risk Management framework (Continued)

E) Collateral held and other credit enhancements

I The tables on the following pages show the maximum exposure to credit risk by class of financial asset.

Maximum exposure to credit risk as at	As at 31 March 2025	As at 31 March 2024	Principal type of collateral
Financial assets			
Loans:			
Retail Loans and Wholesale Loans	34,283.74	40,732.93	*Property, book Receivables, Real Estate Projects, Land & other assets*
Trade receivables	731.49	216.25	*Tangible assets*
Other Financial Assets	1,799.41	1,788.72	*No Collateral*
Total financial assets at amortised cost	**36,814.64**	**42,737.90**	
Financial assets at FVTPL investments	*1,297.79*	4,773.88	*No Collateral*
Total financial instruments at fair value through profit or loss	**1,297.79**	**4,773.88**	
Total Financial assets	**38,112.43**	**47,511.78**	
Loan commitments	4,144.57	1,752.86	*Property, book Receivables*
Financial guarantee contracts	606.24	977.83	*No Collateral*
Other commitments (max exposure)	**4,750.81**	**2,730.69**	
Total	**42,863.24**	**50,242.47**	

Above also includes unsecured assets

II **Financial assets that are stage 3 and related collateral held in order to mitigate potential losses are given below:**

31-Mar-25	Maximum exposure to credit risk (carrying amount before ECL)	Associated ECL	Carrying amount	Fair value of collateral
Financial assets				
Loans	2,326.75	1,746.66	580.09	1,081.25
Total	**2,326.75**	**1,746.66**	**580.09**	**1,081.25**

31-Mar-24	Maximum exposure to credit risk (carrying amount before ECL)	Associated ECL	Carrying amount	Fair value of collateral
Financial assets				
Loans	8,092.58	1,793.57	6,299.01	703.59
Total	**8,092.58**	**1,793.57**	**6,299.01**	**703.59**





50 Risk Management framework (Continued)

F) Analysis of risk concentration

The Group's concentration of risk are managed by client/counterparty and sector.
The following table shows the risk concentrated by industry for the components of the balance sheet:

Industry analysis - Risk concentration for 31 March 2025

Particulars	Financial services	Retail and wholesale	Total
Financial assets			
Cash and cash equivalent and other bank balances	6,331.04	-	6,331.04
Investment	1,577.25	-	1,577.25
Trade receivables	731.49	-	731.49
Loans	2,217.93	32,065.81	34,283.74
Other Financial Assets	1,520.05	-	1,520.05
Total	**12,377.76**	**32,065.81**	**44,443.57**
Other Commitments	-	4,144.57	4,144.57

Industry analysis - Risk concentration for 31 March 2024

Particulars	Financial services	Retail and wholesale	Total
Financial assets			
Cash and cash equivalent and other bank balances	5,394.33	-	5,394.33
Investment	5,133.79	-	5,133.79
Trade receivables	216.25	-	216.25
Loans	8,248.75	32,484.18	40,732.93
Other Financial Assets	1,387.74	41.06	1,428.80
Total	**20,380.86**	**32,525.24**	**52,906.10**
Other Commitments	-	1,998.86	1,998.86

NANGIA & CO. LLP * CHARTERED ACCOUNTANTS *

Edelweiss Rural & Corporate Services Limited

50 Risk Management framework (Continued)

G) Liquidity risk and funding management

Liquidity risk is defined as the risk that the Group will encounter difficulty in meeting obligations associated with financial liabilities that are settled by delivering cash or another financial asset. Exposure to liquidity risk arises because of:

I) Possibility that the Group could be required to pay its trade payables earlier than expected.

II) Mismatch in maturity profile of assets and liabilities

III) Delay in receipt of receivables including agency receivables

The Group policy is to satisfy redemption requests by the following means (in decreasing order of priority):

I)Withdrawal of cash deposits

II)Disposal of highly liquid assets (i.e. short-term, low-risk debt investments, inventory)

III)Either disposal of other assets or increase of leverage

The Group also has undrawn borrowing facilities amounting to Rs. 330 millions as on 31 March 2025 (as on 31 March 2024 : Rs. 1,500 millions)

50.G.1 Analysis of financial assets and financial liabilities by remaining contractual maturities

The table below summarises the maturity profile of the undiscounted cash flows of the Group's non derivatives financial liabilities.Repayments which are subject to notice are treated as if notice were to be given immediately. However, the Group expects that the counterparties will not request repayment on the earliest date it could be required to pay.

Analysis of non-derivative financial liabilities by remaining contractual maturities

As at 31 March 2025

Non-derivative financial liabilities	Upto 3 months	Between 3 to 6 months	Between 6 months to 1 year	Between 1 year to 3 years	More than 3 years	Total
Trade payables	288.28	-	-	9.51	56.20	353.99
Borrowings (other than debt securities)	757.77	842.28	1,580.17	5,407.90	2,290.07	10,878.19
Debt securities	2,271.27	662.33	522.62	15,016.62	4,322.92	22,795.76
Subordinated financial liabilities	508.63	-	-	-	20.00	528.63
Other financial liabilities	878.56	578.87	1,294.91	3,887.18	4,825.36	11,464.88
Total undiscounted non-derivative financial liabilities	**4,704.51**	**2,083.48**	**3,397.70**	**24,321.21**	**11,514.55**	**46,021.45**

Analysis of non-derivative financial assets by remaining contractual maturities

Non-derivative financial assets	Upto 3 months	Between 3 to 6 months	Between 6 months to 1 year	Between 1 year to 3 years	More than 3 years	Total
Cash and cash equivalent and other bank balances	4,282.48	24.00	1,395.25	-	629.31	6,331.04
Trade receivables	264.73	-	-	388.05	78.71	731.49
Loans	4,404.33	2,018.20	4,194.27	14,142.26	25,287.84	50,046.90
Investments	75.37	21.43	37.57	812.23	630.65	1,577.25
Other financial assets	47.54	47.70	87.29	117.95	1,219.57	1,520.05
Total undiscounted non-derivative financial assets	**9,074.45**	**2,111.33**	**5,714.38**	**15,460.49**	**27,846.08**	**60,206.73**

As at 31 March 2024

Non-derivative financial liabilities	Upto 3 months	Between 3 to 6 months	Between 6 months to 1 year	Between 1 year to 3 years	More than 3 years	Total
Trade payables	1,045.09	-	-	-	-	1,045.09
Borrowings (other than debt securities)	515.80	617.55	1,843.78	6,349.05	2,008.02	11,334.20
Debt securities	9,603.72	595.55	432.71	12,724.27	9,998.11	33,354.36
Subordinated financial liabilities	-	-	56.25	513.56	20.00	589.81
Other financial liabilities	956.55	648.63	1,222.79	4,141.03	5,520.41	12,489.40
Total undiscounted non-derivative financial liabilities	**12,121.16**	**1,861.73**	**3,555.53**	**23,727.91**	**17,546.54**	**58,812.87**

Analysis of non-derivative financial assets by remaining contractual maturities

Non-derivative financial assets	Upto 3 months	Between 3 to 6 months	Between 6 months to 1 year	Between 1 year to 3 years	More than 3 years	Total
Cash and cash equivalent and other bank balances	3,297.08	-	332.94	1,211.65	552.67	5,394.34
Trade receivables	216.25	-	-	-	-	216.25
Loans	6,155.50	1,775.74	11,782.79	11,320.23	23,858.57	54,892.83
Investments	1,854.01	31.31	1,321.13	132.13	1,795.22	5,133.80
Other financial assets	160.86	1.08	29.57	130.86	1,106.43	1,428.80
Total undiscounted non-derivative financial assets	**11,683.70**	**1,808.13**	**13,466.43**	**12,794.87**	**27,312.89**	**67,066.02**

Based on the stress tests considering various scenarios, management believes that the Company will be able to pay its obligations as and when these become due in the next one year. Management assessments of such stress testing included recoveries from sale of its investments, scheduled recovery from group company receivables, expected borrowing and future cash flows that will be generated from operations. The holding company represents that it will continue to provide operating and financial support to the Company. The Board of Directors have approved the business plan, the liquidity, asset liability management of the Company and that the Company will be able to repay its debts.

NANGIA & CO. LLP * CHARTERED ACCOUNTANTS *

Edelweiss Rural & Corporate Services Limited

50 Risk Management framework (Continued)

H) Market risk

Market risk is the risk which can affect the Group's income or the value of its holdings of financial instruments due to adverse movements in market prices of instrument due to interest rates, equity prices, foreign exchange rates and credit spreads. The objective of the Group's market risk management is to manage and control market risk exposures within acceptable parameters.

Market risk is the risk that the fair value or future cash flows of financial instruments will fluctuate due to changes in market variables such as interest rates, foreign exchange rates and equity prices. Group classifies exposures to market risk into either trading or non–trading portfolios and manages each of those portfolios separately.

(i) Interest rate risk

Interest rate risk arises from the possibility that changes in interest rates will affect future cash flows or the fair values of financial instruments.The Group is not exposed to interest rate risk as it does not trade in Interest Rate Derivatives and does not have any loans having variable interest rates.

The following table demonstrates the sensitivity to a reasonably possible change in interest rates (all other variables being constant) of the Group's statement of profit and loss and equity.

Currency of borrowing / advances	31-Mar-25					
	Increase in basis points	Effect on profit before tax	Effect on Equity	Decrease in basis points	Effect on profit before tax	Effect on Equity
INR Loans	0.25	46.09	46.09	0.25	(46.09)	(46.09)
INR Borrowing	0.25	(27.03)	(27.03)	0.25	27.03	27.03

Currency of borrowing / advances	31-Mar-24					
	Increase in basis points	Effect on profit before tax	Effect on Equity	Decrease in basis points	Effect on profit before tax	Effect on Equity
INR Loans	0.25	41.03	41.03	0.25	(41.03)	(41.03)
INR Borrowing	0.25	(26.16)	(26.16)	0.25	26.16	26.16

(ii) Currency risk

Currency risk is the risk that the value of a financial instrument will fluctuate due to changes in foreign exchange rates. Foreign currency risk arise majorly on account of foreign currency borrowings.

The table below indicates the currencies to which the Group had significant exposure at the end of the reported periods. The analysis calculates the effect of a reasonably possible movement of the currency rate against the INR (all other variables being constant) on the statement of profit and loss (due to the fair value of currency sensitive non–trading monetary assets and liabilities) and equity (due to the change in fair value of currency swaps and forward foreign exchange contracts used as cash flow hedges).

Currency	31-Mar-25					
	Increase in currency rate (%)	Effect on profit before tax	Effect on Equity	Decrease in currency rate (%)	Effect on profit before tax	Effect on Equity
USD	5%	0.18	0.18	5%	(0.18)	(0.18)

Currency	31-Mar-24					
	Increase in currency rate (%)	Effect on profit before tax	Effect on Equity	Decrease in currency rate (%)	Effect on profit before tax	Effect on Equity
USD	5%	0.10	0.10	5%	(0.10)	(0.10)

(iii) Other price risk

Other price risk is the risk that the fair value or future cash flows of a financial instrument will fluctuate because of changes in the level of market prices other than equity and index prices.

Impact on	31-Mar-25					
	Increase in price (%)	Effect on profit before tax	Effect on Equity	Decrease in price (%)	Effect on profit before tax	Effect on Equity
Debt Securities	5%	2.60	2.60	5	(2.60)	(2.60)
Others	5%	0.15	0.15	5	(0.15)	(0.15)

Impact on	31-Mar-24					
	Increase in price (%)	Effect on profit before tax	Effect on Equity	Decrease in price (%)	Effect on profit before tax	Effect on Equity
Loans classified at FVTPL	5%	90.41	-	5	(90.41)	-
Investments held for trading	5%	86.72	-	5	(86.72)	-
Debt Securities	5%	63.21	63.37	5	(63.21)	(63.37)
Others	5%	0.16	0.16	5	(0.16)	(0.16)

NANGIA & CO. LLP * CHARTERED ACCOUNTANTS *

Edelweiss Rural & Corporate Services Limited

51 Fair Value Measurement

A) Valuation Principles :

Fair value is the price that would be received to sell an asset or paid to transfer a liability in an orderly transaction in the principal (or most advantageous) market at the measurement date under current market conditions (i.e., an exit price), regardless of whether that price is directly observable or estimated using a valuation technique. In order to show how fair values have been derived, financial instruments are classified based on a hierarchy of valuation techniques.

B) Assets and liabilities by fair value hierarchy

The following table shows an analysis of financial instruments measured at fair value at the reporting date, by the level in the fair value hierarchy into which the fair value measurement is categorised.

Particulars	31 March 2025			
	Level 1	Level 2	Level 3	Total
Assets measured at fair value on a recurring basis				
Investments				
Debt securities	15.55	178.26	-	**193.81**
Mutual fund units	218.09	-	-	**218.09**
Nifty Linked Debentures	-	-	-	-
Security receipts	-	-	885.89	**885.89**
Total investments measured at fair value	**233.64**	**178.26**	**885.89**	**1,297.79**
Loans and other financial assets measured at fair value	-	-	223.17	**223.17**
Total financial assets measured at fair value on a recurring basis	**233.64**	**178.26**	**1,109.06**	**1,520.96**

Particulars	31 March 2024			
	Level 1	Level 2	Level 3	Total
Assets measured at fair value on a recurring basis				
Investments				
Debt Securities	15.70	178.28	1,808.22	**2,002.20**
Nifty Linked Debentures	-	-	1,211.97	**1,211.97**
Mutual fund units	127.41	-	-	**127.41**
Security receipts	-	-	1,432.30	**1,432.30**
Total investments measured at fair value	**143.11**	**178.28**	**4,452.49**	**4,773.88**
Loans and other financial assets measured at fair value	-	-	**2,641.84**	**2,641.84**
Total financial assets measured at fair value on a recurring basis	**143.11**	**178.28**	**7,094.33**	**7,415.72**

NANGIA & CO. LLP * CHARTERED ACCOUNTANTS *

Edelweiss Rural & Corporate Services Limited

51 Fair Value Measurement (continued)

C) Financial instruments not measured at fair value

The following table sets out the fair values of financial instruments not measured at fair value and analysing them by the level in the fair value hierarchy into which each fair value measurement is categorised.The information given below is with respect to financial assets and financial liabilities measured at amortised cost for which the fair value is different than the carrying amount. Carrying amounts of cash and cash equivalents, trade receivables, trade and other payables as on 31 March 2025 approximate the fair value because of their short-term nature. Difference between carrying amounts and fair values of bank deposits, other financials assets and other financial liabilities is not significant in each of the years presented.

	31 March 2025				
Particulars	Total Carrying Amount	Total fair value	Level 1	Level 2	Level 3
Financial assets:					
Loans	34,060.56	37,367.21	-	-	37,367.21
Financial liabilities					
Borrowings	28,437.41	29,696.29	-	21,905.45	7,790.84
Off-balance sheet items					
Loan commitments	4,144.57	2,072.28	-	-	2,072.28

	31 March 2024				
Particulars	Total Carrying Amount	Total fair value	Level 1	Level 2	Level 3
Financial assets:					
Loans	38,091.14	41,336.35	-	-	41,336.35
Financial liabilities					
Borrowings	39,635.12	40,456.09	-	17,722.42	22,733.67
Off-balance sheet items					
Loan commitments	1,752.86	876.43	-	-	876.43

NANGIA & CO. LLP * CHARTERED ACCOUNTANTS *

Edelweiss Rural & Corporate Services Limited

Notes to the Consolidated financial statements for the year ended 31 March 2025 (continued)
(Currency : Indian rupees in millions)

51 Fair Value Measurement (continued)

D) Movement in level 3 financial instruments measured at fair value

The following table shows a reconciliation of the opening balances and the closing balances for fair value measurements in Level 3 of the fair value hierarchy.

As at 31 March 2025

Particulars	Financial assets					Total
	Investments in security receipts	Investments in units of AIF	Debt securities	Loans FVTPL	Nifty Linked Debentures	
As At 1 April 2024	**1,432.30**	-	**1,808.22**	**2,641.84**	**1,211.97**	**7,094.33**
Purchase	-	-	-	-	763.25	**763.25**
Sales	(45.39)	-	-	-	(2,031.19)	**(2,076.58)**
Interest Income	-	-	-	-	-	-
Gains / (losses) for the period recognised in profit or loss	(24.18)	-	-	(1.15)	55.97	**30.64**
Additions/(Deletions) on account deconsolidation of subsidiary companies	-	-	(1,808.22)	(1,734.36)	-	**(3,542.58)**
Net new and further lending/ (repayments)	(476.84)	-	-	(683.16)	-	**(1,160.00)**
As At 31 March 2025	**885.89**	-	-	**223.17**	-	**1,109.06**
Unrealised gains / (losses) related to balances held at the end of the period	(24.18)	-	-	-	-	(24.18)

As at 31 March 2024

Particulars	Financial assets					Total
	Investments in security receipts	Investments in units of AIF	Debt securities	Loans FVTPL	Nifty Linked Debentures	
As At 1 April 2023	**2,245.66**	**3,667.28**	**1,870.79**	**2,645.10**	**123.76**	**10,552.60**
Purchase	332.31	4,305.66	-	-	2,283.63	**6,921.60**
Sales	(1,148.13)	(8,027.99)	-	(82.90)	(1,410.94)	**(10,669.96)**
Interest Income	-	-	-	-	0.21	**0.21**
Gains / (losses) for the period recognised in profit or loss	2.46	55.05	-	(403.09)	(227.48)	**(573.06)**
Net new and further lending/ (repayments)	-	-	(62.57)	482.73	442.79	**862.95**
As At 31 March 2024	**1,432.30**	-	**1,808.22**	**2,641.84**	**1,211.97**	**7,094.33**
Unrealised gains / (losses) related to balances held at the end of the period	(37.90)	-	-	(1.14)	(259.29)	**(298.33)**

NANGIA & CO. LLP * CHARTERED ACCOUNTANTS *

Edelweiss Rural & Corporate Services Limited

51 Fair Value Measurement (continued)

E) Unobservable inputs used in measuring fair value categorised within Level 3

Following tables set out information about significant unobservable inputs used at respective balance sheet dates in measuring financial instruments categorised as Level 3 in the fair value hierarchy.

Type of Financial Instruments	Fair value of asset as on 31 March 2025	Valuation Techniques	Significant Unobservable input	Increase in the unobservable input (% or as the case may be)	Change in fair value	Decrease in the unobservable input (% or as the case may be)	Change in fair value
Investment in non-convertible debentures	-	Discounted cash flow	Expected future cash flows	5%	-	5%	-
Nifty linked debentures	-	Fair value using Black scholes Model or Monte Carlo approach based on the embedded derivative	Market index curve	5%	-	5%	-
Investment in Security receipts	885.89	Discounted cash flow. The present value of expected fututre econimic beifits to be derived from the ownership of the underlying investment of the trust	Expected future cash flows Risk adjusted discount rate	5%	44.29	5%	(44.29)
Loans - FVTPL	223.17	Comparable transaction and P/E and discounted cash flow	Fair value per share	1%	A 1% point change in the discounting rate used in the fair valuation of level 3 asset does not have a significant impact on it's value	1%	A 1% point change in the discounting rate used in the fair valuation of level 3 asset does not have a significant impact on it's value

Type of Financial Instruments	Fair value of asset as on 31 March 2024	Valuation Techniques	Significant Unobservable input	Increase in the unobservable input (% or as the case may be)	Change in fair value	Decrease in the unobservable input (% or as the case may be)	Change in fair value
Investment in non-convertible debentures	1,808.22	Discounted cash flow	Expected future cash flows	5%	90.41	5%	(90.41)
Nifty linked debentures	1,211.97	Fair value using Black scholes Model or Monte Carlo approach based on the embedded derivative	Market index curve	5%	60.60	5%	(60.60)
Investment in Security receipts	1,432.30	Discounted cash flow. The present value of expected fututre econimic beifits to be derived from the ownership of the underlying investment of the trust	Expected future cash flows Risk adjusted discount rate	5%	71.62	5%	(71.62)
Loans - FVTPL	2,641.84	Comparable transaction and P/E and discounted cash flow	Fair value per share	1%	A 1% point change in the discounting rate used in the fair valuation of level 3 asset does not have a significant impact on it's value	1%	A 1% point change in the discounting rate used in the fair valuation of level 3 asset does not have a significant impact on it's value





52 Investments

As at 31 March 2025

Particulars	At Amortised cost (1)	At fair value through P&L (2)	At cost (subsidiaries, associates, and joint ventures) (3)	Total (4)= (1+2+3)
(i) Debt securities	-	157.41	-	**157.41**
(ii) Equity instruments	-	-	-	-
(iii) Subsidiaries and Fellow Subsidiaries				-
a) Debt securities	-	36.40	-	**36.40**
(iv) Security Receipt	-	885.89	-	**885.89**
(v) Others - Investments In Partnership firm Group	-	-	3.09	**3.09**
(vi) Pass Through Certificates	276.37	-	-	**276.37**
(vii) Others - Investments in Funds	-	218.09	-	**218.09**
TOTAL - Gross (A)	**276.37**	**1,297.79**	**3.09**	**1,577.25**
(i) Investments outside India	-	-	-	-
(ii) Investment in India	276.37	1,297.79	3.09	**1,577.25**
Total (B)	**276.37**	**1,297.79**	**3.09**	**1,577.25**
Less: Allowance for impairment (C)	-	-	-	-
Total Net (A-C)	**276.37**	**1,297.79**	**3.09**	**1,577.25**

As at 31 March 2024

Particulars	At Amortised cost (1)	At fair value through P&L (2)	At cost (subsidiaries, associates, and joint ventures) (3)	Total (4)= (1+2+3)
(i) Debt securities	-	15.70	-	**15.70**
(ii) Equity instruments	-	112.03	-	**112.03**
(iii) Subsidiaries and Fellow Subsidiaries				
a) Debt securities	-	3,198.47	-	**3,198.47**
(iv) Security Receipt	-	1,432.30	-	**1,432.30**
(v) Others - Investments In Partnership firm Group	-	-	3.12	**3.12**
(vi) Pass Through Certificates	356.80	-	-	**356.80**
(vii) Others - Investments in Funds	-	127.41	-	**127.41**
TOTAL - Gross (A)	**356.80**	**4,885.91**	**3.12**	**5,245.83**
(i) Investments outside India	-	-	-	-
(ii) Investment in India	356.80	4,885.91	3.12	**5,245.83**
Total (B)	356.80	4,885.91	3.12	**5,245.83**
Less: Allowance for impairment (C)	-	112.03	-	**112.03**
Total Net (A-C)	356.80	4,773.88	3.12	**5,133.80**

NANGIA & CO. LLP * CHARTERED ACCOUNTANTS *

Edelweiss Rural & Corporate Services Limited

53 Income tax

The components of income tax expense recognised in profit or loss for the years ended 31 March 2025 and 31 March 2024 are:

Particulars	2024-25	2023-24
Current tax	24.03	101.98
Adjustment in respect of current income tax of prior years	(41.41)	(7.63)
Deferred tax relating to origination and reversal of temporary differences	(1,423.91)	23.75
Total tax expense	**(1,441.29)**	**118.10**
Total current tax	**(17.38)**	**94.35**
Total deferred tax	**(1,423.91)**	**23.75**

Reconciliation of the total tax expense

The tax expense shown in the statement of profit and loss differs from the tax expense that would apply if all profits had been charged at India corporate tax rate. A reconciliation between the tax expense and the accounting profit multiplied by India's domestic tax rate for the years ended 31 March 2025 and 31 March 2024 are follows:

Particulars	2024-25	2023-24
Profit / (Loss) before tax	3,346.98	(3,006.47)
Tax rate	34.94%	34.94%
Income tax expense calculated based on above tax rate	1,169.57	(1,050.58)
Adjustment in respect of income tax of prior years	(41.41)	(7.63)
Effect of non-deductible expenses	(0.37)	3.31
Write-down / reversal of write down of deferred tax assets on unused tax credits and unused tax losses (net)	(1,451.10)	17.66
Effect of non-recognition of deferred tax asset on current-period losses	825.22	960.74
Different tax rates of subsidiaries & others	(1,943.20)	194.60
Tax expense recognised in profit or loss	**(1,441.29)**	**118.10**





54 A Components of deferred tax

The following table shows deferred tax recorded in the Balance sheet and changes recorded in the income tax expense:

Movement for the period (2024-25)							
For the year ended 31 March 2025	Opening deferred tax asset/(liability)	Recognised in profit or loss	Recognised in other comprehensive income	Recognised directly in equity	Others	Total Movement	Closing deferred tax asset/(liability)
Deferred taxes in relation to:							
Provision for expected credit losses	743.11	47.45	-	-	-	47.45	790.56
Property, Plant and Equipment and Intangible assets	(639.51)	251.94	-	-	(0.40)	251.54	(387.97)
Employee benefits obligations	13.37	1.10	2.81	-	-	3.91	17.28
Unused tax credits (including but not limited to Minimum Alternate Tax credit)	581.92	-	-	-	-	-	581.92
Unused tax losses (including but not limited to business losses, unabsorbed depreciation)	566.38	1,275.98	-	-	(362.96)	913.02	1,479.40
Fair valuation of Financial Assets and other financial instruments	(174.45)	8.01	-	-	182.79	190.80	16.35
Effective interest rate on finanical assets & borrowings	(44.94)	18.36	-	-	-	18.36	(26.58)
Special Reserve u/s 36(1)(viii)	(112.50)	-	-	-	-	-	(112.50)
Other	67.47	(178.93)	-	-	-	(178.93)	(111.46)
Total	**1,000.85**	**1,423.91**	**2.81**	-	**(180.57)**	**1,246.14**	**2,246.99**

Movement for the period (2023-24)							
For the year ended 31 March 2024	Opening deferred tax asset/(liability)	Recognised in profit or loss	Recognised in other comprehensive income	Recognised directly in equity	Others	Total Movement	Closing deferred tax asset/(liability)
Deferred taxes in relation to:							
Provision for expected credit losses	718.29	24.82	-	-	-	24.82	743.11
Property, Plant and Equipment and Intangible assets	(554.02)	(85.49)	-	-	-	(85.49)	(639.51)
Employee benefits obligations	11.91	1.27	0.19	-	-	1.46	13.37
Unused tax credits (including but not limited to Minimum Alternate Tax credit)	581.92	-	-	-	-	-	581.92
Unused tax losses (including but not limited to business losses, unabsorbed depreciation)	566.38	-	-	-	-	-	566.38
Fair valuation of Financial Assets and other financial instruments	(177.81)	3.36	-	-	-	3.36	(174.45)
Effective interest rate on finanical assets & borrowings	(48.30)	3.36	-	-	-	3.36	(44.94)
Special Reserve u/s 36(1)(viii)	(106.66)	(5.84)	-	-	-	(5.84)	(112.50)
Other	32.70	34.77	-	-	-	34.77	67.47
Total	**1,024.41**	**(23.75)**	**0.19**	-	-	**(23.56)**	**1,000.85**

NANGIA & CO. LLP * CHARTERED ACCOUNTANTS *

Edelweiss Rural & Corporate Services Limited

54 B Deductible temporary differences, unused tax losses and unused tax credits on which deferred tax asset is not recognised in balance sheet

As at 31 March 2025	Deductible temporary differences		Unused tax losses								Total
			Unabsorbed business losses		Unabsorbed Long term capital losses		Unabsorbed depreciation		Others		
Financial Year to which the loss relates to	Amount	Expiry Year - Financial Year	Amount	Expiry Year - Financial Year	Amount	Expiry Year - Financial Year	Amount	Expiry Year - Financial Year	Amount	Expiry Year - Financial Year	Amount
FY 2024-25	10.00	Not applicable	-	-	-		-	-			10.00
FY 2023-24	-		379.18	FY 2031-32	-		101.72	Not Applicable			480.90
FY 2022-23	15.86	Not applicable	925.69	FY 2030-31	-		124.96	Not Applicable			1,066.51
FY 2021-22	-		553.41	FY 2029-30	-		153.03	Not Applicable	64.02	Not Applicable	770.46
FY 2020-21	23.00	Not applicable	924.05	FY 2028-29	936.18	FY 2028-29	196.06	Not Applicable	25.50	Not Applicable	2,104.79
FY 2019-20	-		701.79	FY 2027-28	-		205.53	Not Applicable			907.32
FY 2018-19	-		98.76	FY 2026-27	-		191.64	Not Applicable			290.40
FY 2017-18	-		74.50		-		-				74.50
FY 2016-17	-		-		-		-				-
FY 2013-14	-		-		-		-				-
	48.86		3,657.38		936.18		972.94		89.52		5,704.88

As at 31 March 2024	Deductible temporary differences		Unused tax losses						Others		
			Unabsorbed business losses		Unabsorbed Long term capital losses		Unabsorbed depreciation				Total
Financial Year to which the loss relates to	Amount	Expiry Year - Financial Year	Amount	Expiry Year - Financial Year	Amount	Expiry Year - Financial Year	Amount	Expiry Year - Financial Year	Amount	Expiry Year - Financial Year	Amount
FY 2023-24	83.42	Not applicable	1,945.08	F.Y. 2030-31	-	F.Y. 2031-32	104.91	No expiry			2,133.41
FY 2022-23	556.00	Not applicable	2,530.61	F.Y. 2029-30	-	F.Y. 2030-31	127.26	No expiry			3,213.87
FY 2021-22	140.55	Not applicable	1,810.87	F.Y. 2028-29	-	F.Y. 2029-30	154.19	No expiry	64.02	Not Applicable	2,169.63
FY 2020-21	9,632.04	Not applicable	2,462.50	F.Y. 2027-28	936.18	F.Y. 2028-29	1.90	No expiry	25.50	Not Applicable	13,058.12
FY 2019-20	1,693.36	Not applicable	2,083.01	F.Y. 2026-27	-	F.Y. 2027-28	208.14	No expiry			3,984.51
FY 2018-19	-		697.94	F.Y. 2025-26	-	F.Y. 2026-27	195.28	No expiry			893.22
FY 2017-18	-		437.06	F.Y. 2024-25	-	F.Y. 2025-26	2.27	No expiry			439.33
FY 2016-17	-		424.15		-	F.Y. 2024-25	4.46	No expiry			428.61
FY 2013-14	-		-	F.Y. 2023-24	-	-	0.74	No expiry			0.74
	12,105.37		12,391.22		936.18		799.15		89.52		26,321.46

NANGIA & CO. LLP ★ CHARTERED ACCOUNTANTS ★

Edelweiss Rural & Corporate Services Limited ★

55 Credit Quality

The table below shows the credit quality and the maximum exposure to credit risk based on the Group internal grading and year-end stage classification. The amounts presented are gross of impairment allowances. Details of the company internal grading system are explained in Note 50 and policies on whether ECL allowances are calculated on an individual or collective basis are set out in Note 50.

Gross carrying amount of loan assets allocated to Stage 1, Stage 2, Stage 3

Loans at amortised cost

Particulars	31-Mar-25				31-Mar-24			
	Stage I	Stage II	Stage III	Total	Stage I	Stage II	Stage III	Total
Performing								
High grade	31,804.90	-	-	**31,804.90**	30,206.73	-	-	**30,206.73**
Standard grade	-	1,870.92	-	**1,870.92**	-	1,816.77	-	**1,816.77**
Non-performing								
Impaired	-	-	2,326.75	**2,326.75**	-	-	8,092.58	**8,092.58**
Total	**31,804.90**	**1,870.92**	**2,326.75**	**36,002.57**	**30,206.73**	1,816.77	**8,092.58**	40,116.08

Reconciliation of changes in gross carrying amount and allowances for expected credit loss

Particulars	Non-credit impaired				Credit impaired		Total	
	Stage I		Stage II		Stage III			
	Gross carrying amount	Allowance for ECL	Gross carrying amount	Allowance for ECL	Gross carrying amount	Allowance for ECL	Gross carrying amount	Allowance for ECL
Balance at 1 April 2024	**30,206.73**	**131.24**	**1,816.77**	**100.18**	**8,092.58**	**1,793.57**	**40,116.08**	**2,024.99**
Transfers:								
Transfers to 12 Month ECL (Stage 1)	313.34	19.11	(272.91)	(13.91)	(40.43)	(5.20)	-	-
Transfers to lifetime ECL (Stage 2)	(746.86)	(3.47)	777.90	7.65	(31.04)	(4.18)	-	-
Transfers to lifetime ECL- Credit impaired (Stage 3)	(300.26)	(1.65)	(170.55)	(13.43)	470.81	15.08	-	-
Net re-measurement of ECL arising from transfer of stage	-	(20.22)	-	30.72	-	46.10	-	56.60
Net new and further lending/(repayments)	2,331.95	(6.54)	(139.69)	4.19	(6,134.06)	(74.90)	(3,941.80)	(77.25)
Additions/(Deletions) on account deconsolidation of subsidiary companies	-	-	(140.60)	(38.53)	-	-	(140.60)	(38.53)
Amounts written off	-	-	-	-	(31.11)	(23.81)	(31.11)	(23.81)
Balance at 31 March 2025	**31,804.90**	**118.47**	**1,870.92**	**76.87**	**2,326.75**	**1,746.66**	**36,002.57**	**1,942.00**

Particulars	Non-credit impaired				Credit impaired		Total	
	Stage I		Stage II		Stage III			
	Gross carrying amount	Allowance for ECL	Gross carrying amount	Allowance for ECL	Gross carrying amount	Allowance for ECL	Gross carrying amount	Allowance for ECL
Balance at 1 April 2023	**22,234.43**	**66.84**	**3,420.72**	**174.23**	**8,192.86**	**1,754.30**	**33,848.01**	**1,995.37**
Transfers:								
Transfers to 12 Month ECL (Stage 1)	972.13	52.71	(947.25)	(48.69)	(24.88)	(4.02)	-	-
Transfers to lifetime ECL (Stage 2)	(504.58)	(3.26)	520.09	6.06	(15.51)	(2.80)	-	-
Transfers to lifetime ECL- Credit impaired (Stage 3)	(191.53)	(0.92)	(103.34)	(6.82)	294.87	7.74	-	-
Net re-measurement of ECL arising from transfer of stage	-	(50.03)	-	21.22	-	53.16	-	24.35
Net new and further lending/(repayments)	7,688.86	65.87	(1,084.32)	(51.28)	(629.35)	(108.05)	5,975.19	(93.46)
Amounts written off	7.42	0.03	10.87	5.46	35.35	32.63	53.64	38.12
Loans sold to assets resconstruction company	-	-	-	-	239.24	60.61	239.24	60.61
Balance at 31 March 2024	**30,206.73**	**131.24**	**1,816.77**	**100.18**	**8,092.58**	**1,793.57**	**40,116.08**	**2,024.99**

MANGIA & CO. LLP * CHARTERED ACCOUNTANTS *

Edelweiss Rural & Corporate Services Limited

56 Changes in liabilities arising from financing activities

Below table shows changes in liabilities arising from financing activities during the reporting period

For the year ended 31 March 2025

Particulars	01 April 2024	Cash flows	Others	31 March 2025
Borrowings*	39,635.12	(11,172.72)	(24.99)	28,437.41
Total liabilities from financing activities	**39,635.12**	**(11,172.72)**	**(24.99)**	**28,437.41**

For the year ended 31 March 2024

Particulars	01 April 2023	Cash flows	Others	31 March 2024
Borrowings*	45,500.10	(5,989.02)	124.04	39,635.12
Total liabilities from financing activities	**45,500.10**	**(5,989.02)**	**124.04**	**39,635.12**

* Comprises of debt securities and borrowings (other than debt securities).

NANGIA & CO. LLP * CHARTERED ACCOUNTANTS *

Edelweiss Rural & Corporate Services Limited

57 Revenue from contract with customers

Below is the disaggregation of the revenue from contracts with customers and its reconciliation to amounts reported in statement of profit and loss:

For the year ended 31 March 2025

Particulars	Nature	Fees and commission income
Service transferred at a point in time	Advisory income	401.29
Service transferred over time	Business support services income	578.31
Total revenue from contract with customers		**979.60**

For the year ended 31 March 2024

Particulars	Nature	Fees and commission income
Service transferred at a point in time	Advisory income	325.20
Service transferred over time	Business support services income	495.41
Total revenue from contract with customers		**820.61**

NANGIA & CO. LLP * CHARTERED ACCOUNTANTS *

Edelweiss Rural & Corporate Services Limited

58 Composition of the Group

Sr.	Name of the Entity	Place of Incorporation	Proportion of ownership interest as at 31 March 2025	Proportion of ownership interest as at 31 March 2024
	Subsidiaries:			
1	Nido Home Finance Limited (Formerly known as Edelweiss Housing Finance Limited)	India	55.23%	55.23%
2	Edelweiss Investment Adviser Limited (Refer note 1)	India	0.00%	100.00%
3	Comtrade Commodities Services Limited (Formerly known as Edelweiss Comtrade Limited)(Refer note 2)	India	100.00%	100.00%
4	Allium Corporate Services Private Limited (Refer note 3)	India	0.00%	73.76%

Notes:

1 With effect from 04 March 2025, Edelweiss Investment Adviser Limited is sold and ceased to become the subsidiary of the Group and has not been consolidated from the said date.

2 Comtrade Commodities Services Limited, a subsidiary of the Group has ceased its operation and does not have any business activity planned for future. Accordingly, the financial statements for the year have been prepared on a non going concern basis.

3 During the year ended 31 March 2025, the Group has increased its stake in Allium Corporate Services Private Limited from 73.76% to 85.48% and the entire stake has been sold on 4 September 2024.





59 Additional information as required under schedule III of companies Act 2013 enterprises consolidated as subsidiaroes

For FY 2024-25

Sr. No.	Name of the Entity	Net Assets i.e. Total Assets minus Total Liabilities		Share in Profit or Loss		Share in Other Comprehensive Income		Share in Total Comprehensive Income	
		As % of consolidated net assets	Amount (in Million)	As % of consolidated profit or loss	Amount (in Million)	As % of consolidated other comprehensive Income	Amount (in Million)	As % of consolidated total comprehensive Income	Amount (in Million)
Parent									
	Edelweiss Rural & Corporate Services Limited	52.77%	6,094.03	(19.01%)	(910.46)	132.63%	8.19	(18.82%)	(902.27)
Subsidiaries									
	Indian								
1	Nido Home Finance Limited (Formerly known as Edelweiss Housing Finance Limited)	71.71%	8,282.04	3.89%	186.33	(33.36%)	(2.06)	3.84%	184.27
2	Edelweiss Investment Adviser Limited	-	-	0.95%	45.27	-	-	0.94%	45.27
3	Comtrade Commodities Services Limited	0.23%	26.76	(0.13%)	(6.37)	0.73%	0.05	(0.13%)	(6.32)
4	Allium Corporate Services Private Limited	-	-	0.07%	3.51	-	-	0.07%	3.51
									-
	Non-Controlling Interests	32.11%	3,707.85	1.76%	84.34	(14.94%)	(0.92)	1.74%	83.42
	Adjustments arising out of consolidation	(56.82%)	(6,561.87)	111.48%	5,385.65	14.94%	0.92	112.36%	5,386.57
Total		100.00%	11,548.81	100.00%	4,788.27	100.00%	6.18	100.00%	4,794.45

For FY 2023-24

Sr. No.	Name of the Entity	Net Assets i.e. Total Assets minus Total Liabilities		Share in Profit or Loss		Share in Other Comprehensive Income		Share in Total Comprehensive Income	
		As % of consolidated net assets	Amount (in Million)	As % of consolidated profit or loss	Amount (in Million)	As % of consolidated other comprehensive	Amount (in Million)	As % of consolidated total comprehensive	Amount (in Million)
Parent									
	Edelweiss Rural & Corporate Services Limited	99.29%	6,998.85	32.85%	(1,026.37)	98.86%	(12.01)	33.10%	(1,038.38)
Subsidiaries									
	Indian								
1	Nido Home Finance Limited (Formerly known as Edelweiss Housing Finance Limited)	115.59%	8,147.88	(6.18%)	193.05	4.61%	(0.56)	(6.14%)	192.49
2	Edelweiss Investment Adviser Limited	(93.72%)	(6,606.44)	77.06%	(2,407.87)	(3.13%)	0.38	76.75%	(2,407.49)
3	Comtrade Commodities Services Limited	0.12%	8.23	0.28%	(8.85)	(0.34%)	0.04	0.28%	(8.81)
4	Allium Corporate Services Private Limited	20.34%	1,433.81	(4.02%)	125.47	-	-	(4.00%)	125.47
	Non-Controlling Interests	57.02%	4,019.24	(3.82%)	119.35	2.06%	(0.25)	(3.80%)	119.10
	Adjustments arising out of consolidation	(98.61%)	(6,952.37)	3.83%	(119.35)	(2.06%)	0.25	3.79%	(119.10)
Total		100.00%	7,049.20	100.00%	(3,124.57)	100.00%	(12.15)	100.00%	(3,136.72)





60 Disclosure of interest in other company

Sr No	Name of Subsidiary	Place of Incorporation	Proportion of ownership held by non controlling interest	Profit (loss) allocated to non controlling interest	
				31 March 2025	31 March 2024
1	Nido Home Finance Limited (Formerly known as Edelweiss Housing Finance Limited)	India	44.77%	82.50	86.18

Summaried financial information in respect of each of the Group subsidiaries that have material non controlling interests is set out below. The summaried financial information below represents amounts before intra group eliminations.

Summaried Financial Information

Sr No	Particulars	Nido Home Finance Limited (Formerly known as Edelweiss Housing Finance Limited)	
		31 March 2025	31 March 2024
1	Non-Current Assets	29,511.40	28,005.84
2	Current Assets	11,004.78	9,643.62
3	Non current Liabilities	24,486.37	23,307.11
4	Current Liabilities	7,747.79	6,194.47
5	Equity attributable to owners of the company	4,574.15	4,500.07
6	Non controlling Interest	3,707.85	3,647.81
7	Revenue from operations	5,121.00	4,587.89
8	Total Income	5,206.26	4,657.12
9	Total Expense	5,011.43	4,396.57
10	Profit/(Loss) before tax	194.83	260.55
11	Tax expense	8.50	67.50
12	Profit/(Loss) after tax	186.33	193.05
13	Other Comprehensive income	(2.06)	(0.56)
14	Total Comprehensive income	184.27	192.49
15	Total Profit/(Loss) attributable to owners of Parent	101.77	106.31
16	Total Profit/(Loss) attributable to Non controlling interest	82.50	86.18
17	Cash flow (used)/generated from operating activities	(1,293.63)	955.51
18	Cash flow (used)/generated from Investing activities	(8.35)	(132.13)
19	Cash flow (used)/generated from financing activities	2,663.18	(631.56)
20	Net Cash Inflow/(outflow)	1,361.20	191.82





61 Nuvama Clearing Services Limited (NCSL), a former associate of the Holding Company, received a order from NSE Clearing Ltd (NCL) in the matter of Anugrah Stock and Broking Pvt. Ltd (Anugrah or Trading member) and Vrise Securities Pvt. Limited. The Securities Appellate Tribunal (SAT) has upheld NCL order on December 15, 2023. NCSL has appealed against the SAT order at the Supreme Court of India, asserting compliance with all relevant laws and regulations. The appeal is awaiting hearing. The Company has also provided an undertaking on behalf of NCSL with the regulatory Authority to maintain sufficient unencumbered assets worth Rs. 570 millions on the instruction from NCL. NCSL believes that it has acted in accordance with the agreement entered with the trading member and in accordance with applicable laws and regulations. Accordingly, there is no adjustment required in the consolidated financial statements of the Group.

62 During the year, the Company has sold its investment in subsidiaries to other fellow subsidiary company at net gain Rs. 4,179.71 millions.

63 The Indian Parliament has approved the Code on Social Security, 2020 which subsumes the Provident Fund and the Gratuity Act and rules there under. The Ministry of Labour and Employment has also released draft rules thereunder on 13 November 2020 and has invited suggestions from stakeholders which are under active consideration by the Ministry. The Group will evaluate the rules, assess the impact if any, and account for the same once the rules are notified and become effective.

64 The Group is in compliance with number of layers of companies, as prescribed under clause (87) of section 2 of the Act read with the Companies (Restriction on number of Lay

65 **Details of Benami Property held**
The Group does not have any benami property, where any proceeding has been initiated or pending against the Group for holding any Benami property.

66 **Wilful Defaulter**
The Group has not been declared as wilful defaulter by any bank or financial Institution or other lender.

67 **Relationship with Struck off Companies**
Transaction with companies struck off under section 248 of the companies Act, 2013 or Section 560 of Companies Act, 1956

As at 31 March 2025 Name of struck off Company	Nature of transactions with struck off Company	Balance outstanding	Relationship with the struck off Company
Creativision Pvt.Ltd.	Business Promotion Exps	Nil	Vendor
Devi & Associates Private Limited	Professional Fees	Nil	Vendor
Gurukripa Hotels Private Limited	Staff Welfare Exps	Nil	Vendor
Kamal Enterprises Private Limited	Outside Services - Housekeeping Exps	Nil	Vendor
Radiant HR Solutions Private Limited	Commission & Brokerage Exps	Nil	Vendor
Rana Enterprises India Private Limited	Repairs & Maintenance	Nil	Vendor
Shams Cable Network Private Limited	Annual Maintenance Chgs /Office Exps	Nil	Vendor
Smit Outsourcing Services Private Limited	Computer Exps / Repairs & Maintenance	Nil	Vendor

As at 31 March 2024 Name of struck of Company	Nature of transactions with struck off Company	Balance outstanding	Relationship with the struck off Company
Nucsoft Limited	Other Expense	Nil	Vendor

68 **Undisclosed Income**
The Group does not have any transaction which is not recorded in the books of accounts that has been surrendered or disclosed as income during the year in the tax assessments under the Income Tax Act, 1961 (such as, search or survey or any other relevant provisions of the Income Tax Act, 1961).

69 **Details of Crypto Currency or Virtual Currency**
The Group has not traded or invested in Crypto currency or Virtual Currency during the current financial year and any of the previous financial years.

NANGIA & CO. LLP * CHARTERED ACCOUNTANTS *

Edelweiss Rural & Corporate Services Limited

70 During the year, the Group has not granted any loans or advances in the nature of loans to promoter, directors, KMPS and other related parties (as defined under the Companies Act, 2013) either severally or jointly with any other person.

71 A) During the year, the Goup has not advanced or loaned or invested funds to any other person(s) or entity(ies), including foreign entities (Intermediaries) with the understanding that the intermediary shall:

(i) directly or indirectly lend or invest in other persons or entities identified in any manner whatsoever by or on behalf of the company (Ultimate Beneficiaries) or
(ii) provide any guarantee, security, or the like to or on behalf of the Ultimate Beneficiaries

(B) During the year, the Group has not received any fund from any person(s) or entity(ies), including foreign entities (Funding Party) with the understanding (whether recorded in writing or otherwise) that the Group shall, Other than as disclosed in note (1) below
(i) directly or indirectly lend or invest in other persons or entities identified in any manner whatsoever by or on behalf of the Funding Party (Ultimate Beneficiaries) or
(ii) provide any guarantee, security, or the like to or on behalf of the Ultimate Beneficiaries

Note (1)
During the year, the Group has taken loans from its holding company and given loan to its subsidiaries/fellow subsidiary companies in the ordinary course of business, which are at Arm's length and the same is approved by Audit Committee of the Group. The Group confirm that the below transactions are in accordance with relevant provisions of the Foreign Exchange Management Act, 1999 (42 of 1999) and Companies Act, 2013 and the such transactions are not in violation of the Prevention of Money-Laundering Act, 2002 (15 of 2003).

FY 2024-25

Name of Lender	Nature	Date	Rs. in millions	Name of Company in which investment done by the Company	Nature	Date	Rs. in millions	Remarks
Nil								

FY 2023-24

Name of Lender	Nature	Date	Rs. in millions	Name of Company in which investment done by the Company	Nature	Date	Rs. in millions	Remarks
Ecap Equities Limited (Formerly known as Edel Land Limited)(ELL)	Loan Taken	15-Mar-24	1,600.00	ECAP Securities And Investments Limited (Ecap)	Loan Given	15-Mar-24	1,600.00	1) ELL and Ecap are fellow subsidiaries of ERCSL.

Note (2)
Based on the legal opinion obtained by the ultimate Holding Company (EFSL), the transactions undertaken by NBFC-CIC of borrowing/lending/investment to and from its holding/subsidiary/affiliate/group entity(ies) or borrowing from outside the Group for onward lending/investments for carrying on their respective business in ordinary course will not attract reporting under Rule 11(e) of the Companies (Audit and Auditors) Rules, 2014 (the 'Rules'). Accordingly, transactions undertaken by the Company with Edel Finance Company Limited (NBFC CIC) is not disclosed under the Rules.

72 The Company has already responded to authorities on show cause notice in respect of import of pulses in earlier years. There are no further updates subsequent to Group's responses. Based on the management assessments, there is no impact on the financial statements for the year ended March 31, 2025.

73 The Company is in process of regularization of municipal permission with respect to the Edelweiss House owned by the Company and had placed Bank guarantee amounting to Rs. 46.00 Millions to State Environment Impact Assessment Authority. During the year ended March 31, 2025, there is no update on the said matter.

74 The Group has process whereby periodically all long term contract (including derivative contracts) are assessed for material foreseeable losses. At the year end, the Group has reviewed and ensured that adequate provisions as required under any law / accounting standard for material foreseeable losses on such long terms contracts (including derivative contract) has been made in the books of accounts.





75 All amounts disclosed in the financial statements and notes have been rounded off to the nearest million as per the requirements of Schedule III, unless otherwise stated.

76 Previous year's numbers have been regrouped and rearranged whenever necessary to confirm to current year presentation/classification.

As per our report of even date attached.

For Nangia & Co. LLP
Chartered Accountants
ICAI Firm Registration Number: 002391C/ N500069

Jaspreet Singh Bedi
Partner
Membership No: 601788

Mumbai
May 08, 2025

For and on behalf of the Board of Directors
Edelweiss Rural & Corporate Services Limited

Ravindra Dhobale
Executive Director & CFO
DIN.: 05147051

Ananya Suneja
Director
DIN : 07297081

Christina Dsouza
Company Secretary
Membership No: 18781

Mumbai
May 08, 2025

NANGIA & CO. LLP * CHARTERED ACCOUNTANTS *

Edelweiss Rural & Corporate Services Limited

AOC-I

Pursuant to first proviso to sub-section (3) of section 129 read with rule 5 of Companies (Accounts Rules, 2014)
Statement containing salient features of the financial statements of subsidiaries/ associate companies/ joint ventures for the financial year ended Macrh 31, 2025:

Part A: Subsidiaries

(Currency : Indian rupees in millions)

Name of the Subsidiary Company	Nido Home Finance Limited	Comtrade Commodities Services Limited	Edelweiss Investment Adviser Limited*	Allium Finance Private Limited**
Reporting currency	INR	INR	INR	INR
Exchange rate				
Paid-up Equity Share Capital	693.50	325.00	-	-
Reserves of the Subsidiary	7,588.50	(298.10)	-	-
Total Assets of the Subsidiary	40,516.18	36.34	-	-
Total Liabilities of the Subsidiary	32,234.18	9.45	-	-
Investments	1,522.21	-	-	-
Total Turnover	5,206.26	0.75	1,919.01	161.24
Profit/(Loss) before taxation	194.83	(6.25)	536.46	81.93
Provision for taxation	8.50	0.13	-	21.85
Profit/(Loss) after taxation	186.33	(6.38)	536.46	60.08
Proposed dividend	3.50%	-	-	-
% of shareholding	55.23%	100%	-	-

*ceased to be a subsidiary w.e.f. 04 March 2025.
**ceased to be a subsidiary w.e.f. 03 September 2024.

For and on behalf of the Board of Directors of
Edelweiss Rural & Corporate Services Limited

Ravindra Dhobale
Executive Director & CFO
DIN No: 05147051

Ananya Suneja
Director
DIN No: 07297081

Christina Dsouza
Company Secretary
Membership No: 18781

Mumbai
May 08, 2025

Edelweiss Rural & Corporate Services Limited

Corporate Identity Number: U45201TG2006PLC078157

Standalone Financial Statement for the year ended March 31, 2025

INDEPENDENT AUDITOR'S REPORT

To the Members of Edelweiss Rural & Corporate Services Limited

Report on the Audit of the Standalone Financial Statements

Opinion

We have audited the accompanying Standalone Financial Statements of Edelweiss Rural & Corporate Services Limited (the "Company"), which comprise the Standalone Balance Sheet as at March 31, 2025, the Standalone Statement of Profit and Loss (including the Other Comprehensive Income), the Standalone Statement of Cash Flows and the Standalone Statement of Changes in Equity for the year then ended, and notes to the Standalone Financial Statements, including a summary of material accounting policies and other explanatory information (the "Standalone Financial Statements").

In our opinion and to the best of our information and according to the explanations given to us, the aforesaid Standalone Financial Statements give the information required by the Companies Act, 2013, as amended (the "Act") in the manner so required and give a true and fair view in conformity with the Indian Accounting Standards prescribed under section 133 of the Act read with Companies (Indian Accounting Standards) Rules, 2015 as amended ("Ind AS"), and other accounting principles generally accepted in India, of the Standalone state of affairs of the Company as at March 31, 2025, and its Standalone loss including Standalone other comprehensive income, its Standalone cash flows and the Standalone changes in equity for the year ended on that date.

Basis for Opinion

We conducted our audit of the Standalone Financial Statements in accordance with the Standards on Auditing (SAs) specified under section 143(10) of the Act. Our responsibilities under those Standards are further described in the Auditor's Responsibilities for the Audit of the Standalone Financial Statements section of our report. We are independent of the Company in accordance with the Code of Ethics issued by the Institute of Chartered Accountants of India ("ICAI") together with the ethical requirements that are relevant to our audit of the Standalone Financial Statements under the provisions of the Act and the Rules thereunder, and we have fulfilled our other ethical responsibilities in accordance with these requirements and the ICAI's Code of Ethics. We believe that the audit evidence obtained by us is sufficient and appropriate to provide a basis for our audit opinion on the Standalone Financial Statements.

Key Audit Matters

Key audit matters are those matters that, in our professional judgement, were of most significance in our audit of the Standalone Financial Statements for the financial year ended March 31, 2025. These matters were addressed in the context of our audit of the Standalone Financial Statements as a whole, and in forming our opinion thereon, and we do not provide a separate opinion on these matters. For each matter below, our description of how our audit addressed the matter is provided in that context.

We have determined the matters described below to be the key audit matters to be communicated in our report.
We have fulfilled the responsibilities described in the Auditor's Responsibilities for the audit of the Standalone Financial Statements section of our report, including in relation to these matters. Accordingly, our audit included the performance of procedures designed to respond to our assessment of the risks of material misstatement of the Standalone Financial Statements. The results of our audit procedures, including the procedures performed to address the matters below, provide the basis for our audit opinion on the accompanying Standalone Financial Statements.

Key audit matters	How our audit addressed the key audit matter
(a) Impairment of financial instruments **As described in note 13, 32 and 55 of the Standalone Financial Statements**	
Ind AS 109 requires the Company to provide for impairment of its financial assets as at the reporting date using the expected credit loss (ECL) approach. ECL involves an estimation of probability-weighted loss on financial instruments over their life, considering reasonable and supportable information about past events, current conditions, and forecasts of future economic conditions which could impact the credit quality of the Company's financial assets (loan portfolio). In the process, a significant degree of judgement has been applied by the management for: • Defining Staging of financial assets (i.e. classification in 'significant increase in credit risk' ("SICR") and 'default' categories); • Assigning internal rating grades to customers for which external rating is not available; • Calibrating external ratings-linked probability of default to align with past default rates; • Estimation of management overlay for macro-economic factors correlation with the credit quality of the Company's loan portfolio. In view of the high degree of management's judgement involved in the estimation of ECL it is a key audit matter.	Our audit procedure included but were not limited to: • Read and assessed the Company's accounting policy for impairment of financial assets and its compliance with Ind AS 109; • Tested the design and operating effectiveness of the controls for staging of loans based on their past-due status. Tested samples of performing (stage 1) loans to assess whether any loss indicators were present requiring them to be classified under stage 2 or 3. • We performed procedures to test the inputs used in the ECL computation, on a sample basis. • Tested assumption used by the management in determining the overlay for macro-economic factors. • Tested the arithmetical accuracy of computation of ECL provision performed by the Company in spreadsheet.
(b) Information technology ('IT') systems and controls	
The reliability and security of IT systems play a key role in the business operations, financial accounting and reporting process of the Company. Since large volume of transactions are processed daily, the IT controls are required to ensure that applications process data as expected and that changes are made in an appropriate manner. Any gaps in the IT control environment could result in a material misstatement of the financial accounting and reporting records. Therefore, due to the pervasive nature and complexity of the IT environment, the assessment of the general IT controls and the application controls specific to the accounting and preparation of the financial information is considered to be a key audit matter.	We performed the following procedures for testing IT general controls and for assessing the reliability of electronic data processing, assisted by specialized IT auditors: • The aspects covered in the IT General Control audit were (i) User Access Management (ii) Program Change Management (iii) Other related ITGCs - to understand the design and test the operating effectiveness of such controls; • Assessed the changes that were made to the key systems during the audit period and assessing changes that have impact on financial reporting; • Tested the periodic review of access rights. We inspected requests of changes to systems for appropriate approval and authorization. • Performed tests of controls (including other compensatory controls wherever applicable) on the IT application controls and IT dependent manual controls in the system. • We have relied on SOC-2 type II report along with the bridge letter provided by vendor for oracle fusion to ensure compliance with audit trail.

Key audit matters	How our audit addressed the key audit matter
	• Tested the design and operating effectiveness of compensating controls, where deficiencies were identified and, where necessary, extended the scope of our substantive audit procedures.

Information Other than the Financial Statements and Auditor's Report Thereon

The Company's Board of Directors is responsible for the other information. The other information comprises the information included in the Board's Report and Annual report, but does not include the Standalone Financial Statements and our auditor's report thereon. The Board report and Annual report is expected to be made available to us after the date of this auditor's report.

Our opinion on the Standalone Financial Statements does not cover the other information and we do not express any form of assurance conclusion thereon.

In connection with our audit of the Standalone Financial Statements, our responsibility is to read the other information identified above when it becomes available and, in doing so, consider whether the other information is materially inconsistent with the Standalone Financial Statements, or our knowledge obtained in the audit or otherwise appears to be materially misstated. Based on the work we have performed, if we conclude that there is a material misstatement of this other information, we are required to report that fact.

Responsibilities of Management and Board of Directors for the Standalone Financial Statements

The Company's Board of Directors is responsible for the matters stated in section 134(5) of the Act with respect to the preparation of these Standalone Financial Statements that give a true and fair view of the financial position, financial performance including Other Comprehensive Income, Cash Flows and Changes in Equity of the Company in accordance with the accounting principles generally accepted in India, including the Ind AS specified under section 133 of the Act read with the Companies (Indian Accounting Standards) Rules 2015, as amended. This responsibility also includes maintenance of adequate accounting records in accordance with the provisions of the Act for safeguarding of the assets of the Company and for preventing and detecting frauds and other irregularities; selection and application of appropriate accounting policies; making judgments and estimates that are reasonable and prudent; and design, implementation and maintenance of adequate internal financial controls, that were operating effectively for ensuring the accuracy and completeness of the accounting records, relevant to the preparation and presentation of the Standalone Financial Statements that give a true and fair view and are free from material misstatement, whether due to fraud or error.

In preparing the Standalone Financial Statements, the Board of Directors is responsible for assessing the Company's ability to continue as a going concern, disclosing, as applicable, matters related to going concern and using the going concern basis of accounting unless the Board of Directors either intends to liquidate the Company or to cease operations, or has no realistic alternative but to do so.

The Board of Directors is also responsible for overseeing the Company's financial reporting process.

Auditor's Responsibilities for the Audit of the Standalone Financial Statements

Our objectives are to obtain reasonable assurance about whether the Standalone Financial Statements as a whole are free from material misstatement, whether due to fraud or error, and to issue an auditor's report that includes our opinion. Reasonable assurance is a high level of assurance, but is not a guarantee that an audit conducted in accordance with SAs will always detect a material misstatement when it exists. Misstatements can arise from fraud or error and are considered material if, individually or in the aggregate, they could reasonably be expected to influence the economic decisions of users taken on the basis of these Standalone Financial Statements.

As part of an audit in accordance with SAs, we exercise professional judgment and maintain professional skepticism throughout the audit. We also:

- Identify and assess the risks of material misstatement of the Standalone Financial Statements, whether due to fraud or error, design and perform audit procedures responsive to those risks, and obtain audit evidence that is sufficient and appropriate to provide a basis for our opinion. The risk of not detecting a material misstatement resulting from fraud is higher than for one resulting from error, as fraud may involve collusion, forgery, intentional omissions, misrepresentations, or the override of internal control.

- Obtain an understanding of internal control relevant to the audit in order to design audit procedures that are appropriate in the circumstances. Under section 143(3)(i) of the Act, we are also responsible for expressing our opinion on whether the company has adequate internal financial controls system with reference to Standalone Financial Statement in place and the operating effectiveness of such controls.

- Evaluate the appropriateness of accounting policies used and the reasonableness of accounting estimates and related disclosures made by the management.

- Conclude on the appropriateness of management's use of the going concern basis of accounting and, based on the audit evidence obtained, whether a material uncertainty exists related to events or conditions that may cast significant doubt on the Company's ability to continue as a going concern. If we conclude that a material uncertainty exists, we are required to draw attention in our auditor's report to the related disclosures in the Standalone Financial Statements or, if such disclosures are inadequate, to modify our opinion. Our conclusions are based on the audit evidence obtained up to the date of our auditor's report. However, future events or conditions may cause the Company to cease to continue as a going concern.

- Evaluate the overall presentation, structure and content of the Standalone Financial Statements, including the disclosures and whether the Standalone Financial Statements represent the underlying transactions and events in a manner that achieves fair presentation.

We communicate with those charged with governance regarding, among other matters, the planned scope and timing of the audit and significant audit findings, including any significant deficiencies in internal control that we identify during our audit.

We also provide those charged with governance with a statement that we have complied with relevant ethical requirements regarding independence, and to communicate with them all relationships and other matters that may reasonably be thought to bear on our independence, and where applicable, related safeguards.

Auditor's Responsibilities for the Audit of the Standalone Financial Statements *(Continued)*

From the matters communicated with those charged with governance, we determine those matters that were of most significance in the audit of the Standalone Financial Statements for the financial year ended March 31, 2025 and are therefore the key audit matters. We describe these matters in our auditor's report unless law or regulation precludes public disclosure about the matter or when, in extremely rare circumstances, we determine that a matter should not be communicated in our report because of the adverse consequences of doing so would reasonably be expected to outweigh the public interest benefits of such communication.

Report on Other Legal and Regulatory Requirements

1. As required by the Companies (Auditor's Report) Order, 2020 (the "Order"), issued by the Central Government of India in terms of sub-section (11) of section 143 of the Act, we give in the "Annexure 1" a statement on the matters specified in paragraphs 3 and 4 of the Order, to the extent applicable.

2. As required by Section 143(3) of the Act, we report that:

   (a) We have sought and obtained all the information and explanations which to the best of our knowledge and belief were necessary for the purposes of our audit;

   (b) In our opinion, proper books of account as required by law have been kept by the Company so far as it appears from our examination of those books;

   (c) The Standalone Balance Sheet, the Standalone Statement of Profit and Loss (including the Other Comprehensive Income), the Standalone Statement of Cash Flow and Standalone Statement of Changes in Equity dealt with by this Report are in agreement with the books of account;

   (d) In our opinion, the aforesaid Standalone Financial Statements comply with the Ind AS;

   (e) On the basis of the written representations received from the directors as on March 31, 2025 taken on record by the Board of Directors, none of the directors are disqualified as on March 31, 2025 from being appointed as a director in terms of Section 164 (2) of the Act;

   (f) With respect to the adequacy of the internal financial controls over financial reporting with reference to these Standalone Financial Statements of the Company and the operating effectiveness of such controls, refer to our separate Report in "Annexure 2" to this report;

   (g) In our opinion, the managerial remuneration for the year ended March 31, 2025 has been paid / provided by the Company to its directors in accordance with the provisions of section 197 read with Schedule V to the Act;

   (h) With respect to the other matters to be included in the Auditor's Report in accordance with Rule 11 of the Companies (Audit and Auditors) Rules, 2014, as amended in our opinion and to the best of our information and according to the explanations given to us:

      i. The Company has disclosed the impact of pending litigations on its financial position in its Standalone Financial Statements – Refer Note 39 to the Standalone Financial Statements;

      ii. The Company did not have any long- term contracts including derivative contracts for which there were any material foreseeable losses;

iii. There were no amounts which were required to be transferred, to the Investor Education and Protection Fund by the Company.

iv. (a) The Management has represented that, to the best of its knowledge and belief, as disclosed in the note 70 (A) to the Standalone Financial Statements, during the year no funds have been advanced or loaned or invested (either from borrowed funds or share premium or any other sources or kind of funds) by the Company to or in any other person or entity, including foreign entities ("Intermediaries"), with the understanding, whether recorded in writing or otherwise, that the Intermediary shall, directly or indirectly lend or invest in other persons or entities identified in any manner whatsoever by or on behalf of the Company ("Ultimate Beneficiaries") or provide any guarantee, security or the like on behalf of the Ultimate Beneficiaries.

(b) The Management has represented, that, to the best of its knowledge and belief, other than as disclosed in the note 70 (B) to the Standalone Financial Statements, during the year no funds have been received by the Company from any person or entity, including foreign entities ("Funding Parties"), with the understanding, whether recorded in writing or otherwise, that the Company shall, directly or indirectly, lend or invest in other persons or entities identified in any manner whatsoever by or on behalf of the Funding Party ("Ultimate Beneficiaries") or provide any guarantee, security or the like on behalf of the Ultimate Beneficiaries.

(c) Based on the audit procedures performed that have been considered reasonable and appropriate in the circumstances, nothing has come to our notice that has caused us to believe that the representations under sub-clause (i) and (ii) of Rule 11(e) contain any material misstatement.

v. The Company has not declared or paid any dividend during the year.

vi. Based on our examination which included test checks, the Company has used an accounting software for maintaining its books of account which has a feature of recording audit trail (edit log) facility and the same has operated throughout the year for all relevant transactions recorded in the software.

Further, during the course of our audit we did not come across any instance of audit trail feature being tampered with and the audit trail has been preserved by the company as per the statutory requirements for record retention.

For **Nangia & Co. LLP**
Chartered Accountants
FRN No. 002391C/N500069

Jaspreet Singh Bedi
Partner
Membership No.: 601788
UDIN: 25601788BMKRXH1222

Place: Mumbai
Date: May 08, 2025

"ANNEXURE 1" TO THE INDEPENDENT AUDITOR'S REPORT OF EVEN DATE ON THE STANDALONE FINANCIAL STATEMENTS OF EDELWEISS RURAL & CORPORATE SERVICES LIMITED

[Referred to in paragraph 1 under 'Report on Other Legal and Regulatory Requirements' in the Independent Auditor's Report]

(i) In respect of the Company's property, plant and equipment, right-of-use assets and intangible assets:
(a)(A) The Company has maintained proper records showing full particulars, including quantitative details and the situation of Property, Plant and Equipment and relevant details of right-of-use assets.

(a)(B) The Company has maintained proper records showing full particulars of intangible assets.

(b) All Property, Plant and Equipment were physically verified by the management in the previous years in accordance with a planned programme of verifying them once in three years which is reasonable having regard to the size of the Company and the nature of its assets.

(c) The title deeds of all the immovable properties (other than properties where the Company is the lessee and the lease agreements are duly executed in favour of the lessee) are held in the name of the Company.

(d) The Company has not revalued its Property, Plant and Equipment (including Right of Use assets) and intangible assets during the year ended March 31, 2025.

(e) According to information and explanations given to us, there are no proceedings initiated or are pending against the Company as at March 31, 2025 for holding any benami property under the Prohibition of Benami Property Transactions Act, 1988 (as amended in 2016) and rules made thereunder.

(ii) (a) The Company's business does not require maintenance of inventories and, accordingly, the requirement to report on clause 3(ii)(a) of the Order is not applicable to the Company.

(b) The Company has not been sanctioned working capital limits in excess of five crore rupees in aggregate from banks or financial institutions during any point of time of the year on the basis of security of current assets. Accordingly, the requirement to report on clause 3(ii)(b) of the Order is not applicable to the Company.

(iii) (a) During the year, the Company has provided loans, advances in the nature of loans, stood guarantee and provided security to companies or any other parties as follows:

(Amount in Rs. millions)

Particulars	Guarantees	Loans
Aggregate amount granted / provided during the year		
Holding Company	-	2,420.00
Subsidiaries	-	22.25
Fellow subsidiaries	-	8,648.70
Others	-	-
Balance outstanding as at balance sheet date in respect of above cases		
Holding Company	-	-
Subsidiaries	-	-
Fellow subsidiaries	-	2,204.79 (*)
Others	-	1.14

* Includes principal and accrued interest

(b) During the year, the investments made, guarantee provided, security given and the terms and conditions of the grant of all loans and advances in the nature of loans, and guarantees to Companies, or any other parties are not prejudicial to the Company's interest.

(c) In respect of loans granted to companies, the schedule of repayment of principal and payment of interest has been stipulated and the repayment or receipts are regular except in the following cases:

Name of the Entity	Amount (In Rs. million)	Due date	Extent of delay (In days)	Remarks, If any
Various parties	Rs. 1,621.28	Various	> 1 days	Fully provided (Provision made in earlier years)

(d) The following amounts are overdue for more than ninety days from Companies or any other parties to whom loan has been granted, and reasonable steps have been taken by the Company for recovery of the overdue amount of principal and interest.

Name of the Entity	Amount (In Rs. million)	Due date	Extent of delay (In days)	Remarks, if any
Various parties	Rs. 1,621.28	Various	> 90 days	Fully provided (Provision made in earlier years)

(e) There were no loans or advances in the nature of loan granted to companies, or any other parties which was fallen due during the year, that have been renewed or extended or fresh loans granted to settle the overdues of existing loans given to the same parties.

(f) According to information and explanations given to us, the Company has not granted any loans or advances in the nature of loans, either repayable on demand or without specifying any terms or period of repayment to Promoters, related parties as defined in clause 2(76) of the Companies Act, 2013. Accordingly, the requirement to report on clause 3(iii)(f) of the Order is not applicable to the Company.

(iv) The Company has not advanced loans to directors / to a Company in which the director is interested to which provisions of Section 185 of the Companies Act, 2013 apply and hence not commented upon. The Company has made investments / given loans / guarantees which is in compliance to the provisions of Section 186 of the Companies Act, 2013.

(v) The Company has neither accepted any deposits from the public nor accepted any amounts which are deemed to be deposits within the meaning of Sections 73 to 76 of the Companies Act, 2013 and the rules made thereunder, to the extent applicable. Accordingly, the requirement to report on clause 3(v) of the Order is not applicable to the Company.

(vi) The Company is not in the business of sale of any goods or provision of such services as prescribed u/s 148(1) of the Companies Act, 2013. Accordingly, the requirement to report on clause 3(vi) of the Order is not applicable to the Company.

(vii) (a) According to the information and explanations given to us, in our opinion, the Company has been regular in depositing with appropriate authorities undisputed statutory dues including goods and service tax, provident fund, employees' state insurance, income-tax, cess and other statutory dues applicable to it. The provision relating to duty of customs, duty of excise, and sales tax are currently not applicable to the Company. According to the information and explanations given to us and based on audit procedures performed by us, no undisputed amounts payable in respect of these statutory dues were outstanding, at the year end, for a period of more than six months from the date they became payable.

(b) The dues of goods and services tax, provident fund, employees' state insurance, income tax, cess, and other statutory dues have not been deposited on account of any dispute, are as follows:

Name of the statute	Nature of dues	Amount (Rs. In millions)	Demand Paid under protest (Rs. In millions)	Period to which the amount relates	Forum where the dispute is pending
Income Tax Act, 1961	Income Tax	154.31	-	A.Y. 2013-14	High Court
Income Tax Act, 1961	Income Tax	11.80	-	A.Y. 2016-17	
Income Tax Act, 1961	Income Tax	24.57	-	A.Y. 2017-18	
Income Tax Act, 1961	Income Tax	38.37	-	A.Y. 2018-19	
Income Tax Act, 1961	Income Tax	73.09	-	A.Y. 2016-17	Commissioner of Income Tax (Appeals)
Income Tax Act, 1961	Income Tax	119.16	-	A.Y. 2017-18	
Income Tax Act, 1961	Income Tax	153.21	42.78	A.Y. 2018-19	
Income Tax Act, 1961	Income Tax	20.15	-	A.Y. 2019-20	
Income Tax Act, 1961	Income Tax	7.01	-	A.Y. 2020-21	
Value Added Tax	Value Added Tax	2.74	0.59	F.Y. 2012-13	Assistant Commissioner, Madhya Pradesh
Value Added Tax	Value Added Tax	65.15	11.03	F.Y. 2015-16	Commercial Tax Tribunal, Agra
Value Added Tax	Value Added Tax	19.99	-	F.Y. 2015-16	High Court
Value Added Tax	Value Added Tax	53.68	6.33	F.Y. 2016-17	Deputy Commissioner, State Tax
Value Added Tax	Value Added Tax	7.04	0.75	F.Y. 2017-18	
Goods & Services Tax Act, 2017	Goods and Service Tax	2.34	0.21	F.Y. 2017-18	
Goods & Services Tax Act, 2017	Goods and Service Tax	24.41	1.82	F.Y. 2018-19	Appellate Authority, Gujarat

Name of the statute	Nature of dues	Amount (Rs. In millions)	Demand Paid under protest (Rs. In millions)	Period to which the amount relates	Forum where the dispute is pending
Goods & Services Tax Act, 2017	Goods and Service Tax	1.68	0.08	F.Y. 2018-19	Appellate Authority, Maharashtra
Goods & Services Tax Act, 2017	Goods and Service Tax	27.46	2.12	F.Y. 2019-20	Appellate Authority, Gujarat
Goods & Services Tax Act, 2017	Goods and Service Tax	2.00	0.11	F.Y. 2019-20	Appellate Authority, Maharashtra
Goods & Services Tax Act, 2017	Goods and Service Tax	3.50	-	F.Y. 2020-21	(Appeal to be filed)

(viii) According to the information and explanations given to us, the Company has not surrendered or disclosed any transaction, previously unrecorded in the books of account, in the tax assessments under the Income Tax Act, 1961 as income during the year. Accordingly, the requirement to report on clause 3(viii) of the Order is not applicable to the Company.

(ix) (a) According to the information and explanations given to us, the Company has not defaulted in repayment of loans or other borrowings or in the payment of interest thereon to any lender.

(b) According to the information and explanations given to us, the Company has not been declared a wilful defaulter by any bank or financial institution or government or any government authority.

(c) According to the information and explanations given to us and the audit procedures performed by us, the Company did not have any term loans outstanding during the year. Accordingly, the requirement to report on clause (ix)(c) of the Order is not applicable to the company.

(d) According to the information and explanations given to us and on an overall examination of the Standalone Financial Statements of the Company, the Company has not used funds raised on short term basis for long-term purposes.

(e) On an overall examination of the Standalone Financial Statements of the Company, the Company has not taken any funds from any entity or person on account of or to meet the obligations of its subsidiaries, associate or joint ventures.

(f) The Company has not raised loans during the year on the pledge of securities held in its subsidiaries, joint ventures or associate companies. Accordingly, the requirement to report on Clause 3(ix)(f) of the Order is not applicable to the Company.

(x) (a) The Company has not raised any money during the year by way of initial public offer or further public offer (including debt instruments) hence, the requirement to report on clause 3(x)(a) of the Order is not applicable to the Company.

(b) The Company has not made any preferential allotment or private placement of shares /fully or partially or optionally convertible debentures during the year under audit and hence, the requirement to report on clause 3(x)(b) of the Order is not applicable to the Company.

(xi) (a) According to the information and explanations given to us, no fraud by the Company or no material fraud on the Company has been noticed or reported during the year.

(b) During the year, no report under sub-section (12) of section 143 of the Companies Act, 2013 has been filed by a secretarial auditor or by us in Form ADT – 4 as prescribed under Rule 13 of Companies (Audit and Auditors) Rules, 2014 with the Central Government.

(c) As represented to us by the management, there are no whistleblower complaints received by the Company during the year.

(xii) The Company is not a Nidhi Company as per the provisions of the Companies Act, 2013. Therefore, the requirement to report on clauses 3(xii)(a), (b), and (c) of the Order is not applicable to the Company.

(xiii) According to the information and explanations given to us, transactions with the related parties are in compliance with Sections 177 and 188 of the Companies Act, 2013 where applicable and the details have been disclosed in the notes to the Standalone Financial Statements, as required by the applicable accounting standards.

(xiv) (a) According to the information and explanations given to us, the Company has an internal audit system commensurate with the size and nature of its business.

(b) The internal audit reports of the Company issued till the date of the audit report, for the period under audit have been considered by us.

(xv) According to the information and explanations given to us, the Company has not entered into any non-cash transactions with its directors or persons connected with its directors and hence the requirement to report on clause 3(xv) of the Order is not applicable to the Company.

(xvi) (a) According to the information and explanations given to us and the audit procedures performed by us, the provisions of Section 45-IA of the Reserve Bank of India Act, 1934 are not applicable to the Company. Accordingly, the requirement to report on clause 3(xvi)(a) of the Order is not applicable to the Company.

(b) The Company has not conducted any Non-Banking Financial or Housing Finance activities without obtaining a valid Certificate of Registration (CoR) from the Reserve Bank of India as per the Reserve Bank of India Act, 1934.

(c) The Company is not a Core Investment Company as defined in the regulations made by the Reserve Bank of India. Accordingly, the requirement to report on clause 3(xvi)(c) of the Order is not applicable to the Company.

(d) The Group has one Core Investment Company as part of the Group.

(xvii) The Company has incurred cash losses amounting to Rs. 687.97 million in the current year and Rs. 855.48 million in the immediately preceding financial year respectively.

(xviii) There has been no resignation of statutory auditor during the year. Accordingly, the requirement to report on clause 3(xviii) of the Order is not applicable to the Company.

(xix) On the basis of the financial ratios disclosed in note 57 to the Standalone Financial Statements, the ageing and expected dates of realization of financial assets and payment of financial liabilities, other information accompanying the Standalone Financial Statements, our knowledge of the Board of Directors and management plans and based on our examination of the evidence supporting the assumptions, nothing has come to our attention, which causes us to believe that any material uncertainty exists as on the date of the audit report that the Company is not capable of meeting its liabilities existing at the date of balance sheet as and when they fall due within a period of one year from the balance sheet date. We, further state that this is not an assurance as to the future viability of the Company. We further state that our reporting is based on the facts up to the date of the audit report and we neither give any guarantee nor any assurance that all liabilities falling due within a period of one year from the balance sheet date, will get discharged by the Company as and when they fall due.

(xx) (a) There are no unspent amounts that are required to be transferred to a fund specified in Schedule VII of the Act, in compliance with second proviso to sub-section 5 of Section 135 of the Act. This matter has been disclosed in note 49 to the Standalone Financial Statements.

(b) There are no unspent amounts that are required to be transferred to a special account in compliance of provision of sub-section (6) of Section 135 of the Act. This matter has been disclosed in note 49 to the Standalone Financial Statements.

For **Nangia & Co. LLP**
Chartered Accountants
FRN **No.** 002391C/N500069

Jaspreet Singh Bedi
Partner
Membership No.: 601788
UDIN: 25601788BMKRXH1222

Place: Mumbai
Date: May 08, 2025

"ANNEXURE 2" TO THE INDEPENDENT AUDITOR'S REPORT OF EVEN DATE ON THE STANDALONE FINANCIAL STATEMENTS OF EDELWEISS RURAL & CORPORATE SERVICES LIMITED

[Referred to in paragraph 2(f) under 'Report on Other Legal and Regulatory Requirements' in the Independent Auditors' Report of even date to the Members of Edelweiss Rural & Corporate Services Limited on the Standalone Financial Statements for the year ended March 31, 2025]

Report on the Internal Financial Controls under Clause (i) of Sub-section 3 of Section 143 of the Companies Act, 2013 ("the Act")

To
The Members of
Edelweiss Rural & Corporate Services Limited

We have audited the internal financial controls over financial reporting of **Edelweiss Rural & Corporate Services Limited** ("the Company") as of March 31, 2025, in conjunction with our audit of the Standalone Financial Statements of the Company for the year ended on that date.

Management's Responsibility for Internal Financial Controls

The Company's management is responsible for establishing and maintaining internal financial controls based on internal control over financial reporting with reference to Standalone Financial Statements criteria established by the Company considering the essential components of internal control stated in the Guidance Note on Audit of Internal Financial Controls Over Financial Reporting (the "Guidance Note") issued by the Institute of Chartered Accountants of India ("ICAI"). These responsibilities include the design, implementation and maintenance of adequate internal financial controls that were operating effectively for ensuring the orderly and efficient conduct of its business, including adherence to Company's policies, the safeguarding of its assets, the prevention and detection of frauds and errors, the accuracy and completeness of the accounting records, and the timely preparation of reliable financial information, as required under the Act.

Auditor's Responsibility

Our responsibility is to express an opinion on the Company's internal financial controls over financial reporting with reference to Standalone Financial Statements based on our audit. We conducted our audit in accordance with the Guidance Note and the Standards on Auditing, issued by the ICAI and deemed to be prescribed under section 143(10) of the Act, to the extent applicable to an audit of internal financial controls, both applicable to an audit of Internal Financial Controls and, both issued by the ICAI. Those Standards and the Guidance Note require that we comply with ethical requirements and plan and perform the audit to obtain reasonable assurance about whether adequate internal financial controls over financial reporting with reference to Standalone Financial Statements were established and maintained and if such controls operated effectively in all material respects.

Auditor's Responsibility *(Continued)*

Our audit involves performing procedures to obtain audit evidence about the adequacy of the internal financial controls system over financial reporting with reference to Standalone Financial Statements and their operating effectiveness. Our audit of internal financial controls over financial reporting with reference to Standalone Financial Statements included obtaining an understanding of internal financial controls over financial reporting, assessing the risk that a material weakness exists, and testing and evaluating the design and operating effectiveness of internal control based on the assessed risk. The procedures selected depend on the auditor's judgement, including the assessment of the risks of material misstatement of the Standalone Financial Statements, whether due to fraud or error.

We believe that the audit evidence we have obtained is sufficient and appropriate to provide a basis for our audit opinion on the Company's internal financial controls system over financial reporting with reference to Standalone Financial Statements.

Meaning of Internal Financial Controls Over Financial Reporting

A Company's internal financial control over financial reporting with reference to Standalone Financial Statements is a process designed to provide reasonable assurance regarding the reliability of financial reporting and the preparation of Standalone Financial Statements for external purposes in accordance with generally accepted accounting principles. A Company's internal financial control over financial reporting with reference to Standalone Financial Statements includes those policies and procedures that (1) pertain to the maintenance of records that, in reasonable detail, accurately and fairly reflect the transactions and dispositions of the assets of the Company; (2) provide reasonable assurance that transactions are recorded as necessary to permit preparation of Standalone Financial Statements in accordance with generally accepted accounting principles, and that receipts and expenditures of the Company are being made only in accordance with authorisations of management and directors of the Company; and (3) provide reasonable assurance regarding prevention or timely detection of unauthorised acquisition, use, or disposition of the Company's assets that could have a material effect on the Standalone Financial Statements.

Inherent Limitations of Internal Financial Controls Over Financial Reporting

Because of the inherent limitations of internal financial controls over financial reporting with reference to Standalone Financial Statements, including the possibility of collusion or improper management override of controls, material misstatements due to error or fraud may occur and not be detected. Also, projections of any evaluation of the internal financial controls over financial reporting with reference to Standalone Financial Statements to future periods are subject to the risk that the internal financial control over financial reporting with reference to Standalone Financial Statements may become inadequate because of changes in conditions, or that the degree of compliance with the policies or procedures may deteriorate.

Opinion

In our opinion, the Company has, in all material respects, an adequate internal financial controls system over financial reporting and such internal financial controls over financial reporting with reference to Standalone Financial Statements were operating effectively as at March 31, 2025 based on the internal control over financial reporting criteria established by the Company considering the essential components of internal control stated in the Guidance Note issued by the ICAI.

For **Nangia & Co. LLP**
Chartered Accountants
FRN No. 002391C/N500069

Jaspreet Singh **Bedi**
Partner
Membership No.: 601788
UDIN: 25601788BMKRXH1222

Place: Mumbai
Date: May 08, 2025

Edelweiss Rural & Corporate Services Limited
CIN : U45201TG2006PLC078157
Standalone Balance Sheet as at 31 March 2025
(Currency: Indian rupees in millions)

Particulars	Note No	As at 31 March 2025	As at 31 March 2024
ASSETS			
Non-current assets			
(a) Property, plant and equipment (including Right of use assets)	2A & 2B	1,705.23	1,769.78
(b) Capital work in progress	2E	0.89	5.71
(c) Investment property	2C	1,719.98	1,806.74
(d) Other Intangible assets	2D	2.98	6.13
(e) Intangible assets under development	2F	5.81	5.01
(f) Financial assets			
(i) Investments	3	2,854.00	9,015.27
(ii) Bank balances other than cash and cash equivalents	4	474.23	476.15
(iii) Loans	5	-	65.59
(iv) Other financial assets	6	92.96	142.15
(g) Deferred tax assets (net)	7	2,322.82	869.59
(h) Current tax assets (net)	8	974.94	1,117.56
(i) Other non-current assets	9	12.70	-
Total non-current assets		**10,166.54**	**15,279.68**
Current assets			
(a) Financial Assets			
(i) Investments	10	55.04	1,267.35
(ii) Trade receivables	11	125.51	121.88
(iii) Cash and cash equivalents	12	1,566.23	219.56
(iv) Loans	13	2,205.69	10,165.42
(v) Other financial assets	14	88.82	39.15
(b) Other current assets	15	199.76	192.30
Total current assets		**4,241.05**	**12,005.66**
TOTAL ASSETS		**14,407.59**	**27,285.34**
EQUITY AND LIABILITIES			
Equity			
(a) Equity share capital	16	665.80	665.80
(b) Instruments entirely equity in nature	16	12,509.48	12,513.60
(c) Other equity	17	(7,081.39)	(6,180.55)
Total Equity		**6,093.89**	**6,998.85**
Non-current liabilities			
(a) Financial Liabilities			
(i) Borrowings	18	7,310.13	11,266.64
(ii) Other financial liabilities	19	134.65	98.94
(iii)Lease liabilities		6.71	1.09
(b) Provisions	20	6.49	6.59
Total non-current liabilities		**7,457.98**	**11,373.26**
Current liabilities			
(a) Financial liabilities			
(i) Borrowings	21	511.06	7,986.74
(ii) Trade payables	22		
Total outstanding dues of Micro enterprises and Small enterprises		-	-
Total outstanding dues to creditors other than Micro enterprises and Small enterprises		201.31	743.84
(iii) Other financial liabilities	23	95.75	158.56
(b) Other current liabilities	24	43.80	23.93
(c) Provisions	25	3.80	0.16
Total current liabilities		**855.72**	**8,913.23**
Total LIABILITIES		**8,313.70**	**20,286.49**
TOTAL EQUITY AND LIABILITIES		**14,407.59**	**27,285.34**

The accompanying notes are an integral part of the standalone financial statements. 1 to 77

As per our report of even date attached.

For Nangia & Co. LLP
Chartered Accountants
ICAI Firm Registration Number: 002391C/ N500069

Jaspreet Singh Bedi
Partner
Membership No: 601788

Mumbai
May 08, 2025

For and on behalf of the Board of Directors of
Edelweiss Rural & Corporate Services Limited

Ravindra Dhobale
Executive Director & CFO
DIN No.:05147051

Ananya Suneja
Director
DIN : 07297081

Christina Dsouza
Company Secretary
Membership No: 18781

Mumbai
May 08, 2025

Edelweiss Rural & Corporate Services Limited
CIN : U45201TG2006PLC078157
Standalone Statement of Profit and loss for the year ended 31 March 2025
(Currency : Indian rupees in millions)

Particulars	Note No	For the year ended 31 March 2025	For the year ended 31 March 2024
Revenue from operations			
Fee and commission income	26	606.27	556.84
Net gain/(loss) on fair value changes	27	644.01	(63.02)
Dividend Income	28	28.92	-
Interest income	29	961.14	1,308.54
Sale of commodities		-	816.55
Other operating revenue	30	378.20	281.82
Total Revenue from operations		**2,618.54**	**2,900.73**
Other income	31	56.40	208.64
Total Revenue		**2,674.94**	**3,109.37**
Expenses			
Purchases of commodities		-	816.33
Impairment on financial instruments	32	58.09	(50.97)
Employee benefits expense	33	392.67	438.90
Finance costs	34	2,259.08	2,119.33
Depreciation and amortisation	2	192.55	204.20
Other expenses	35	2,134.11	590.29
Total expenses		**5,036.50**	**4,118.08**
Loss before tax		**(2,361.56)**	**(1,008.71)**
Tax expenses			
(1) Current tax		-	-
(2) Deferred tax (net)	53	(1,451.10)	17.66
Loss after tax for the year		**(910.46)**	**(1,026.37)**
Other Comprehensive Income / (Loss)			
Items that will not be reclassified to profit or loss			
Remeasurement gain / (loss) on defined benefit plans		6.07	(12.01)
Deferred Tax Benefit on above		2.12	-
Total Other Comprehensive Income / (Loss) for the year		**8.19**	**(12.01)**
Total Comprehensive Loss for the year		**(902.27)**	**(1,038.38)**
Earnings per equity share (Face value of Rs. 10 each):			
(1) Basic	41	(9.03)	(11.87)
(2) Diluted		(9.03)	(11.87)
The accompanying notes are an integral part of the standalone financial statements.	1 to 77		

As per our report of even date attached.

For Nangia & Co. LLP
Chartered Accountants
ICAI Firm Registration Number: 002391C/ N500069

Jaspreet Singh Bedi
Partner
Membership No: 601788

Mumbai
May 08, 2025

For and on behalf of the Board of Directors
Edelweiss Rural & Corporate Services Limited

Ravindra Dhobale
Executive Director & CFO
DIN No.:05147051

Ananya Suneja
Director
DIN : 07297081

Christina Dsouza
Company Secretary
Membership No: 18781

Mumbai
May 08, 2025

Edelweiss Rural & Corporate Services Limited
CIN : U45201TG2006PLC078157
Standalone Statement of Cash Flow for the year ended 31 March 2025
(Currency : Indian rupees in millions)

	Particulars	For the year ended 31 March 2025	For the year ended 31 March 2024
A	**Cash flow from operating activities**		
	Loss before tax	(2,361.56)	(1,008.71)
	Adjustments for		
	Impairment on financial instruments (net)	58.09	(50.97)
	Depreciation and amortisation expense	192.55	204.20
	Profit on sale of Property, Plant and Equipment (net)	(1.15)	0.12
	Provision for employee benefits	1.42	0.02
	Fair value changes in investments	2.48	(359.55)
	Dividend income	(28.92)	-
	Finance costs	2,259.07	2,119.33
	Operating cash flow before working capital changes	121.98	904.44
	Changes in working capital		
	(Increase) / Decrease in trade receivables	2.75	194.78
	(Increase) / Decrease in loans and advances	13,970.87	(9,933.46)
	(Increase) / Decrease in other assets	(18.81)	(152.03)
	Increase / (Decrease) in Trade Payable	(534.30)	522.37
	Increase / (Decrease) in liabilities and provisions	(3.60)	(84.69)
	Cash (used in) / generated from operations	13,538.89	(8,548.59)
	Taxes refund/ (paid) (net)	140.49	441.51
	Net cash generated / (used in) from operating activities - A	13,679.38	(8,107.08)
B	**Cash flow from investing activities**		
	(Purchase) / sale of fixed assets (net) (including capital work-in progress)	(26.03)	(16.15)
	Purchase current and non-current investments	(285.00)	(2,269.27)
	Sale current and non-current investments	1,646.20	11,800.80
	Dividend received	28.92	0.00
	Net cash generated from investing activities - B	1,364.09	9,515.38
C	**Cash flow from financing activities**		
	(Repayment of) / Proceeds from loans (net) (Refer note 1)	(6,741.41)	(4,832.73)
	Proceeds from / (Redemption of) subordinated liabilities	-	(377.00)
	Issue of Equity share capital	-	3,700.45
	(Redemption) / Issue of commercial paper (net)	(4,720.00)	2,400.00
	Principal repayment of leases	(0.06)	(0.05)
	Interest paid	(2,235.33)	(2,155.33)
	Net cash used in from financing activities - C	(13,696.80)	(1,264.66)
	Net increase in cash and cash equivalents (A+B+C)	1,346.67	143.64
	Cash and cash equivalents as at the beginning of the year	219.56	75.92
	Cash and cash equivalents as at the end of the year	1,566.23	219.56

Note:

1 Bank receipt and Bank payments for transaction with group companies in which turnover is quick, the amount are large, and the maturities are short are presented on net basis.

2 Above Statement of Cash Flow has been prepared under "Indirect Method" as set out in Indian Accounting Standard (Ind AS) 7 "Statement of Cash Flows " specified under Section 133 of Companies Act ,2013 read with Paragraph 7 of the Companies (Accounts) Rules,2014.

3 Component of cash and cash equivalents:

Particulars	As at 31 March 2025	As at 31 March 2024
Balances with banks		
in current accounts	1,566.23	219.56
	1,566.23	**219.56**

The accompanying notes are an integral part of the standalone financial statements. 1 to 77

As per our report of even date attached

For Nangia & Co. LLP
Chartered Accountants
ICAI Firm Registration Number: 002391C/ N500069

Jaspreet Singh Bedi
Partner
Membership No: 601788

Mumbai
May 08, 2025

For and on behalf of the Board of Directors of
Edelweiss Rural & Corporate Services Limited

Ravindra Dhobale
Executive Director & CFO
DIN No :05147051

Ananya Suneja
Director
DIN : 07297081

Christina Dsouza
Company Secretary
Membership No: 18781

Mumbai
May 08, 2025

Edelweiss Rural & Corporate Services Limited
CIN : U45201TG2006PLC078157
Standalone Statement of changes in Equity for the year ended 31 March 2025
(Currency : Indian rupees in millions)

(A) Equity share capital

Particulars	As at 31 March 2025	As at 31 March 2024
Balance at the beginning of the year	665.80	465.35
Changes in Equity Share Capital due to prior period errors	-	-
Restated balance at the beginning of the current year	665.80	465.35
Changes in equity share capital during the year	-	200.45
Balance at the end of the year	665.80	665.80

(B) Instruments entirely equity in nature

Particulars	As at 31 March 2025	As at 31 March 2024
Balance at the beginning of the year	12,513.60	9,013.60
Changes in equity share capital during the year	(4.12)	3,500.00
Balance at the end of the year	12,509.48	12,513.60

Refer Note 16 for other details

(C) Other Equity

Particluars	Reserves and Surplus						Other Comprehensive Income	Total
	Capital Reserve	Capital Redemption Reserve	Securities Premium Account	ESOP reserve	Debenture redemption reserve	Retained earnings	Revaluation Reserve	
Balance as at 01 April 2023	402.85	30.00	5,564.51	62.41	1,202.05	(13,285.25)	870.04	(5,153.39)
Profit or loss	-	-	-	-	-	(1,026.37)	-	(1,026.37)
Changes in accounting policy or prior period errors	-	-	-	-	-	-	-	-
Other comprehensive income	-	-	-	-	-	(12.01)	-	(12.01)
Total Comprehensive Income for the year	-	-	-	-	-	(1,038.38)	-	(1,038.38)
Reversal of ESOP/SAR on cancellation /lapses post vesting	-	-	-	-	-	11.22	-	11.22
Reversal to retained earning	-	-	-	-	-	52.16	(52.16)	-
Balance at 31 March 2024	402.85	30.00	5,564.51	62.41	1,202.05	(14,260.26)	817.88	(6,180.55)
Profit or (loss)						(910.46)	-	(910.46)
Changes in accounting policy or prior period errors	-	-	-	-	-	-	-	-
Other comprehensive income	-	-	-	-	-	8.19	-	8.19
Total Comprehensive Income for the year	-	-	-	-	-	(902.27)	-	(902.27)
Reversal of ESOP/SAR on cancellation /lapses post vesting	-	-	-	-	-	1.44		1.44
Reversal to retained earning	-	-	-	-	-	79.95	(79.95)	-
Balance at 31 March 2025	402.85	30.00	5,564.51	62.41	1,202.05	(15,081.14)	737.93	(7,081.39)

Refer Note 17 for other details

The accompanying notes are an integral part of the standalone financial statements.

As per our report of even date attached.

For Nangia & Co. LLP
Chartered Accountants
ICAI Firm Registration Number: 002391C/ NS00069

Jaspreet Singh Bedi
Partner
Membership No: 601788

Mumbai
May 08, 2025

For and on behalf of the Board of Directors
Edelweiss Rural & Corporate Services Limited

Ravindra Dhobale
Executive Director & CFO
DIN No.:05147051

Ananya Suneja
Director
DIN : 07297081

Christina Dsouza
Company Secretary
Membership No: 18781

Mumbai
May 08, 2025

1.1 Corporate information

Edelweiss Rural & Corporate Services Limited ('the Company') having Corporate Identity Number: U45201TG2006PLC078157 was incorporated on October 17, 2006 in the State of Maharashtra. The Company is debt listed on Bombay Stock Exchange (BSE). The Company has its registered office at MB Towers, Plot no. 5, Banjara Hills, Hyderabad, Telangana, India, 500034.

The Company owns property which earns rental income and holds the technology shared service centre which provides services to group companies. The Company also has investment in group companies. The Company engaged in the trading of securities during the year.

Material Accounting Policy

1.2 Statement of Compliance and Basis of preparation and presentation of standalone financial statements

The Company's standalone financial statements have been prepared and presented on a going concern basis in accordance with the Indian Accounting Standards (Ind AS) notified under the Companies (Indian Accounting Standards) Rules, 2015, as amended from time to time as notified under section 133 of Companies Act, 2013, the relevant provisions of the Companies Act, 2013 ("the Act") and the guidelines issued by the Securities and Exchange Board of India (SEBI), as applicable.

The Company's standalone financial statements have been prepared on a historical cost basis, except for certain financial instruments such as financial asset measured at fair value through other comprehensive income (FVTOCI) instruments, derivative financial instruments, other financial assets held for trading and certain property, plant and equipment which have been measured at fair value. The Company's financial statements are presented in Indian Rupees (INR) in millions, except when otherwise indicated.

All assets and liabilities have been classified as current and non-current as per the company's normal operating cycle. The Company has considered an operating cycle of 12 months.

1.3 Use of estimates

The preparation of the financial statements requires management to make certain estimates and assumptions that affect the reported amount of assets, liabilities and disclosure of contingent liabilities on the date of the financial statements and the reported revenue and expense during the reporting period. Actual results could differ from the estimates.

NANGIA & CO. LLP * CHARTERED ACCOUNTANTS *

Edelweiss Rural & Corporate Services Limited

1.4 Revenue recognition

- Revenue is measured at fair value of the consideration received or receivable. Revenue is recognized when the company satisfies a performance obligation by transferring a promised good or service (i.e. an asset) to a customer. An asset is transferred when the customer obtains control of that asset. When a performance obligation is satisfied, the Company recognizes as revenue the amount of the transaction price (excluding estimates of variable consideration) that is allocated to that performance obligation. The Company applies the five-step approach for recognition of revenue:

  (i) Identification of contract(s) with customers;

  (ii) Identification of the separate performance obligations in the contract;

  (iii) Determination of transaction price;

  (iv) Allocation of transaction price to the separate performance obligations; and

  (v) Recognition of revenue when each performance obligation is satisfied

- Fee income including advisory fees is accounted over the period as the customer simultaneously receives and consumes the benefits, as the services are rendered.
- Business support services are accounted on accrual basis in accordance with the terms and contracts entered into between the company and the counterparty.
- Commodities sales are accounted as per terms of agreement with the parties.

Dividend Income

- Dividend income is recognised in profit or loss when the Group's right to receive payment of the dividend is established, it is probable that the economic benefits associated with the dividend will flow to the entity, and the amount of the dividend can be measured reliably.
- Interest income is recorded using the effective interest rate (EIR) method for all financial instruments measured at amortised cost. The EIR is the rate that exactly discounts estimated future cash receipts through the expected life of the financial asset to the gross carrying amount of the financial asset. The EIR is calculated by taking into account any discount or premium on acquisition, fees and costs that are an integral part of the EIR.
- Interest on financial assets subsequently measured at fair value through profit or loss (FVTPL) is recognised at the contractual rate of interest

Net Gain on fair value changes

- Financial assets are subsequently measured at fair value through profit or loss (FVTPL) or fair value through other comprehensive income (FVOCI), as applicable. The Company recognises gains/losses on fair value change of financial assets measured as FVTPL and realised gains/losses on derecognition of financial asset measured at FVTPL and FVOCI.
- Profit / loss on sale of investments is recognised on trade date basis.
- Agency commission/procurement income is recorded in pursuant to the terms and conditions mentioned in scope of work /agreement.
- Revenue from Investment management services is recognised over the tenure in accordance with the terms and conditions of the investment management agreement with group companies.

NANGIA & CO. LLP * CHARTERED ACCOUNTANTS *

Edelweiss Rural & Corporate Services Limited

1.5 Financial Instruments

Date of recognition

Financial assets and financial liabilities, with the exception of borrowings are initially recognised on the trade date i.e. the date that the company becomes a party to the contractual provisions of the instrument. This includes regular way trades; purchases or sales of financial assets that require delivery of assets within the time frame generally established by regulation or convention in the market place. The Company recognises borrowings when funds are received.

Initial measurement of financial instruments

Financial assets and financial liabilities are initially measured at fair value. Transaction costs that are directly attributable to the acquisition or issue of financial assets and financial liabilities (other than financial assets and financial liabilities at fair value through profit or loss) are added to or deducted from the fair value of the financial assets or financial liabilities, as appropriate, on initial recognition. Transaction costs directly attributable to the acquisition of financial assets or financial liabilities at fair value through profit or loss are recognised immediately in profit or loss.

Day 1 profit or loss

When the transaction price of the financial instrument differs from the fair value at origination and the fair value is based on a valuation technique using only inputs observable in market transactions, the Company recognises the difference between the transaction price and fair value in net gain on fair value changes. In those cases where fair value is based on models for which some of the inputs are not observable, the difference between the transaction price and the fair value is deferred and is only recognised in statement of profit and loss when the inputs become observable, or when the instrument is derecognised.

Classification of financial instruments

The Company classifies all of its financial assets based on the business model for managing the assets and the asset's contractual terms, measured at either:

- Amortised cost
- Fair value through other comprehensive income (FVTOCI)
- Fair value through profit or loss (FVTPL)

The Company measures debt financial assets that meet the following conditions at amortised cost:

- the financial asset is held within a business model whose objective is to hold financial assets in order to collect contractual cash flows; and
- the contractual terms of the financial asset give rise on specified dates to cash flows that are solely payments of principal and interest on the principal amount outstanding.

Sale that occur for below reason are considered as consistent with business model whose objective is to hold financial assets in order to collect contractual cash flows.

- if those sales are infrequent (even if significant in value) or insignificant in value both individually and in aggregate (even if frequent).
- if such sales are made close to maturity of financial asset and proceeds from sale approximate the collection of the remaining contractual cashflow.
- selling a financial asset because of significant increase in credit risk.

Debt instruments that meet the following conditions are subsequently measured at fair value through other comprehensive income (except for debt instruments that are designated as at fair value through profit or loss on initial recognition):

- the financial asset is held within a business model whose objective is achieved both by collecting contractual cash flows and selling the financial assets; and

GIA & CO. LLP * CHARTERED ACCOUNTANTS

Edelweiss Rural & Corporate Services Limited *

- the contractual terms of the financial asset give rise on specified dates to cash flows that are solely payments of principal and interest on the principal amount outstanding.

By default, all other financial assets are subsequently measured at FVTPL.

Amortized cost and Effective interest rate (EIR)

The effective interest method is a method of calculating the amortised cost of a debt instrument and of allocating interest income over the relevant period.

For financial instruments other than purchased or originated credit-impaired financial assets, the effective interest rate is the rate that exactly discounts estimated future cash receipts (including all fees and points paid or received that form an integral part of the effective interest rate, transaction costs and other premiums or discounts) excluding expected credit losses, through the expected life of the debt instrument, or, where appropriate, a shorter period, to the gross carrying amount of the debt instrument on initial recognition. For purchased or originated credit impaired financial assets, a credit-adjusted effective interest rate is calculated by discounting the estimated future cash flows, including expected credit losses, to the amortised cost of the debt instrument on initial recognition.

The amortised cost of a financial asset is the amount at which the financial asset is measured at initial recognition minus the principal repayments, plus the cumulative amortisation using the effective interest method of any difference between that initial amount and the maturity amount, adjusted for any loss allowance. On the other hand, the gross carrying amount of a financial asset is the amortised cost of a financial asset before adjusting for any loss allowance.

Financial assets held for trading

The Company classifies financial assets as held for trading when they have been purchased or issued primarily for short-term profit making through trading activities or form part of a portfolio of financial instruments that are managed together, for which there is evidence of a recent pattern of short-term profit taking. Held for trading assets and liabilities are recorded and measured in the balance sheet at fair value.

Financial assets at fair value through profit or loss

Financial assets in this category are those that are not held for trading and have been either designated by management upon initial recognition or are mandatorily required to be measured at fair value under Ind AS 109. These include debt securities, equity instruments, mutual fund units, nifty linked debentures etc.

Investment in equity instruments

The Company measures all equity investments at fair value through profit or loss except, for Investment in subsidiaries and associates are recognised at cost, subject to impairment if any at the end of each reporting period. Cost of investment represents amount paid for acquisition of the investment.

Investment in mutual funds and preference Shares

The Company subsequently measures all investments in mutual fund and preference shares at fair value through profit or loss as these financial assets do not pass the contractual cash flow test as required by Ind AS- 109- Financial Instruments, for being designated at amortised cost or FVTOCI, hence classified at FVTPL.

Financial liabilities

All financial liabilities are measured at amortised cost except loan commitments, financial guarantees, and derivative financial liabilities.

Debt securities and other borrowed funds

After initial measurement, debt issued and other borrowed funds are subsequently measured at amortised cost. Amortised cost is calculated by taking into account any discount or premium on issue funds, and costs that are an integral part of the EIR.





The Company has issued certain non-convertible debentures, the return of which is linked to performance of specified indices over the period of the debenture. Such debentures have a component of an embedded derivative which is fair valued at a reporting date. The resultant 'net unrealised loss or gain' on the fair valuation of these embedded derivatives is recognised in the statement of profit and loss. The debt component of such debentures is measured at amortised cost using yield to maturity basis.

Financial liabilities and equity instruments

Financial instruments issued by the company are classified as either financial liabilities or as equity in accordance with the substance of the contractual arrangements and the definitions of a financial liability and an equity instrument.

An equity instrument is any contract that evidences a residual interest in the assets of an entity after deducting all of its liabilities. Equity instruments issued by the company entity are recognised at the proceeds received, net of direct issue costs.

Repurchase of the company's own equity instruments is recognised and deducted directly in equity. No gain or loss is recognised in profit or loss on the purchase, sale, issue or cancellation of the company's own equity instruments.

Redeemable preference shares

Redeemable preference shares issued are classified as financial liabilities and are measured at fair value at inception and at amortised cost subsequently.

Where the transaction price for the preference shares issued differs from the fair value, the difference is recognized in profit or loss unless the difference is a deemed capital contribution from the company, in which case, the said difference is recognized in equity.

In accounting for these preference shares at amortised cost subsequent to initial recognition, interest expense based on the effective interest rate is recognized in profit or loss. This effective interest rate is based on the initial measurement of the preference shares (fair value) and the maturity amount. Any gain or loss on derecognition is recognized in profit or loss unless the difference is due to a transaction with a related party, in which case, the same is recognized as a deemed distribution or return of deemed capital contribution, as the case may be.

Reclassification of financial assets and liabilities

The Company does not reclassify its financial assets subsequent to their initial recognition, apart from the exceptional circumstances in which the Company acquires, disposes of, or terminates a business line.

Derecognition of financial assets and financial liabilities

A transfer only qualifies for derecognition if either:

- The Company has transferred substantially all the risks and rewards of the asset; or
- The Company has neither transferred nor retained substantially all the risks and rewards of the asset, but has transferred control of the asset

The Company considers control to be transferred if and only if, the transferee has the practical ability to sell the asset in its entirety to an unrelated third party and is able to exercise that ability unilaterally and without imposing additional restrictions on the transfer.

Derecognition of financial liabilities

A financial liability is derecognised when the obligation under the liability is discharged, cancelled or expires. Where an existing financial liability is replaced by another from the same lender on substantially different terms, or the terms of an existing financial liability are substantially modified, such an exchange or modification is treated as a derecognition of the original financial liability and the recognition of a new financial liability. The difference between the carrying value of the original financial liability and the consideration paid is recognised in profit or loss.

NANGIA & CO. LLP CHARTERED ACCOUNTANTS

Edelweiss Rural & Corporate Services Limited

Impairment of financial assets

The Company records allowance for expected credit losses for all loans, other debt financial assets not held at FVTPL, together with loan commitment and financial guarantee contracts, in this section all referred to as 'financial instruments'. Equity instruments are not subject to impairment.

The Company follows 'simplified approach' for recognition of impairment loss allowance on trade receivables and lease receivables. The application of simplified approach does not require the company to track changes in credit risk. Rather, it recognises impairment loss allowance based on lifetime ECLs at each reporting date, right from its initial recognition. The Company uses a provision matrix to determine impairment loss allowance on portfolio of its receivables. The provision matrix is based on its historically observed default rates over the expected life of the receivables.

For all other financial instruments, the company recognises lifetime ECL when there has been a significant increase in credit risk (SICR) since initial recognition. If, on the other hand, the credit risk on the financial instrument has not increased significantly since initial recognition, the company measures the loss allowance for that financial instrument at an amount equal to 12-month expected credit losses (12m ECL). The assessment of whether lifetime ECL should be recognised is based on significant increases in the likelihood or risk of a default occurring since initial recognition instead of an evidence of a financial asset being credit-impaired at the reporting date or an actual default occurring.

Lifetime ECL represents the expected credit losses that will result from all possible default events over the expected life of a financial instrument. In contrast, 12m ECL represents the portion of lifetime ECL that is expected to result from default events on a financial instrument that are possible within 12 months after the reporting date.

The measurement of expected credit losses is a function of the probability of default, loss given default (i.e. the magnitude of the loss if there is a default) and the exposure at default. The assessment of the probability of default and loss given default is based on historical data adjusted by forward-looking information. As for the exposure at default (EAD), for financial assets, this is represented by the assets' gross carrying amount at the reporting date; for loan commitments and financial guarantee contracts, the exposure includes the amount drawn down as at the reporting date, together with any additional amounts expected to be drawn down in the future by default date determined based on historical trend, the company's understanding of the specific future financing needs of the debtors, and other relevant forward-looking information.

For financial assets, the ECL is estimated as the difference between all contractual cash flows that are due to the company in accordance with the contract and all the cash flows that the company expects to receive, discounted at the original effective interest rate. The Company recognises an impairment gain or loss in profit or loss for all financial instruments with a corresponding adjustment to their carrying amount through a loss allowance account.

Collateral valuation

To mitigate its credit risks on financial assets, the company seeks to use collateral, where possible. The collateral comes in various forms, such as cash, securities, letters of credit/guarantees, real estate, receivables, inventories, other non-financial assets and credit enhancements such as netting agreements. Collateral, unless repossessed, is not recorded on the balance sheet.

To the extent possible, the Company uses active market data for valuing financial assets held as collateral. Other financial assets which do not have readily determinable market values are valued using models.

Write off

Financial assets are written off either partially or in their entirety only when the company has no reasonable expectation of recovery.

NANGIA & CO. LLP * CHARTERED ACCOUNTANTS *

Edelweiss Rural & Corporate Services Limited

Derivative financial instruments

Initial recognition and subsequent measurement

The Company uses derivative financial instruments, such as forward currency contracts, interest rate swaps and forward commodity contracts, to hedge its foreign currency risks, interest rate risks and commodity price risks, respectively. Such derivative financial instruments are initially recognised at fair value on the date on which a derivative contract is entered into and are subsequently re-measured at fair value. Derivatives are carried as financial assets when the fair value is positive and as financial liabilities when the fair value is negative.

The purchase contracts that meet the definition of a derivative under Ind AS 109 are recognised in the statement of profit and loss. Commodity contracts that are entered into and continue to be held for the purpose of the receipt or delivery of a non-financial item in accordance with the company's expected purchase, sale or usage requirements are held at cost.

Any gains or losses arising from changes in the fair value of derivatives are taken directly to profit or loss, except for the effective portion of cash flow hedges, which is recognised in OCI and later reclassified to profit or loss when the hedge item affects profit or loss or treated as basis adjustment if a hedged forecast transaction subsequently results in the recognition of a non-financial asset or non-financial liability.

Business model assessment

Classification and measurement of financial assets depends on the results of the solely payments of principal and interest (SPPI) and the business model test. The Company determines the business model at a level that reflects how groups of financial assets are managed together to achieve a particular business objective. This assessment includes judgement reflecting all relevant evidence including how the performance of the assets is evaluated and their performance measured, the risks that affect the performance of the assets and how these are managed.

Fair value of financial instruments

The fair value of financial instruments is the price that would be received to sell an asset or paid to transfer a liability in an orderly transaction in the principal (or most advantageous) market at the measurement date under current market conditions (i.e., an exit price) regardless of whether that price is directly observable or estimated using another valuation technique. When the fair values of financial assets and financial liabilities recorded in the balance sheet cannot be derived from active markets, they are determined using a variety of valuation techniques that include the use of valuation models. The inputs to these models are taken from observable markets where possible, but where this is not feasible, estimation is required in establishing fair values. Judgements and estimates include considerations of liquidity and model inputs related to items such as credit risk (both own and counterparty), funding value adjustments, correlation and volatility.

Determination of fair value

The Company measures financial instruments, such as, derivatives at fair value at each balance sheet date. Fair value is the price that would be received to sell an asset or paid to transfer a liability in an orderly transaction between market participants at the measurement date. The fair value measurement is based on the presumption that the transaction to sell the asset or transfer the liability takes place either:

- In the principal market for the asset or liability, or
- In the absence of a principal market, in the most advantageous market for the asset or liability. The principal or the most advantageous market must be accessible by the Company.

The fair value of an asset or a liability is measured using the assumptions that market participants would use when pricing the asset or liability, assuming that market participants act in their economic best interest. A fair value measurement of a non-financial asset takes into account a market participant's ability to generate economic benefits by using the asset in its highest and best use or by selling it to another market participant that would use the asset in its highest and best use. The Company uses valuation techniques that are appropriate in the circumstances and for which sufficient data are available to measure fair value, maximising the use of relevant observable inputs and minimising the use of unobservable inputs. In order to show how fair values have been derived, financial instruments are classified based on a hierarchy of valuation techniques, as summarised below:

NANGIA & CO. LLP CHARTERED ACCOUNTANTS

Edelweiss Rural & Corporate Services Limited

- Level 1 financial instruments –Those where the inputs used in the valuation are unadjusted quoted prices from active markets for identical assets or liabilities that the Company has access to at the measurement date. The Company considers markets as active only if there are sufficient trading activities with regards to the volume and liquidity of the identical assets or liabilities and when there are binding and exercisable price quotes available on the balance sheet date.
- Level 2 financial instruments–Those where the inputs that are used for valuation and are significant, are derived from directly or indirectly observable market data available over the entire period of the instrument's life.
- Level 3 financial instruments –Those that include one or more unobservable input that is significant to the measurement as whole. For assets and liabilities that are recognised in the financial statements on a recurring basis, the Company determines whether transfers have occurred between levels in the hierarchy by re-assessing categorization (based on the lowest level input that is significant to the fair value measurement as a whole) at the end of each reporting period. The Company periodically reviews its valuation techniques including the adopted methodologies and model calibrations.

Therefore, the company applies various techniques to estimate the credit risk associated with its financial instruments measured at fair value, which include a portfolio-based approach that estimates the expected net exposure per counterparty over the full lifetime of the individual assets, in order to reflect the credit risk of the individual counterparties for non-collateralised financial instruments.

The Company evaluates the levelling at each reporting period on an instrument-by-instrument basis and reclassifies instruments when necessary based on the facts at the end of the reporting period.

Financial guarantee

Financial guarantees are contract that requires the Company to make specified payments to reimburse to holder for loss that it incurs because a specified debtor fails to make payment when it is due in accordance with the terms of a debt instrument.

1.6 Earnings per share

Basic earnings per share is computed by dividing the net profit after tax attributable to the equity shareholders for the year by the weighted average number of equity shares outstanding for the year.

Diluted earnings per share reflect the potential dilution that could occur if securities or other contracts to issue equity shares were exercised or converted during the year. Diluted earnings per share is computed by dividing the numerator for calculating dilutive earnings per share by weighted average number of equity shares considered for deriving basic earnings per share and weighted average number of equity shares that could have been issued upon conversion of all potential equity shares.

1.7 Foreign currency transactions

Exchange differences on monetary items are recognised in profit or loss in the period in which they arise.

1.8 Retirement and other employee benefit

Provident fund and national pension scheme

The Company contributes to a recognised provident fund and national pension scheme which is a defined contribution scheme. The contributions are accounted for on an accrual basis and recognised in the statement of profit and loss.





Gratuity

The Company's gratuity scheme is a defined benefit plan. The Company's net obligation in respect of the gratuity benefit scheme is calculated by estimating the amount of future benefit that the employees have earned in return for their service in the current and prior periods, that benefit is discounted to determine its present value, and the fair value of any plan assets, if any, is deducted. The present value of the obligation under such benefit plan is determined based on independent actuarial valuation using the Projected Unit Credit Method.

Remeasurements, comprising of actuarial gains and losses, the effect of the asset ceiling, excluding amounts included in net interest on the net defined benefit liability and the return on plan assets (excluding amounts included in net interest on the net defined benefit liability), are recognised immediately in the balance sheet with a corresponding debit or credit to retained earnings through OCI in the period in which they occur.

Remeasurements are not reclassified to profit or loss in subsequent periods.

Compensated Absences

The eligible employees of the Company are permitted to carry forward certain number of their annual leave entitlement to subsequent years, subject to a ceiling. The Company recognises the charge in the statement of profit and loss and corresponding liability on such non-vesting accumulated leave entitlement based on a valuation by an independent actuary. The cost of providing annual leave benefits is determined using the projected unit credit method.

1.9 Share-based payment arrangements

Equity-settled share-based payments to employees are granted by the ultimate parent company. These are measured by reference to the fair value of the equity instruments at the grant date. These includes Stock Appreciation Rights (SARs) where the right to receive the difference between the SAR price and the market price of equity shares of the ultimate parent company on the date of exercise, either by way of cash or issuance of equity shares of the ultimate parent company, is at the discretion of the ultimate parent company. These are classified as equity settled share based transaction.

The fair value determined at the grant date of the equity-settled share-based payments is expensed over the vesting period, based on the company's estimate of equity instruments that will eventually vest, with a corresponding increase in equity. At the end of each reporting period, the company revises its estimate of the number of equity instruments expected to vest. The impact of the revision of the original estimates, if any, is recognised in profit or loss such that the cumulative expense reflects the revised estimate, with a corresponding adjustment to the 'ESOP reserve'. In cases where the share options granted vest in instalments over the vesting period, the company treats each instalment as a separate grant, because each instalment has a different vesting period, and hence the fair value of each instalment differs.

1.10 Property, plant and equipment

Property, plant and equipment is stated at cost excluding the costs of day–to–day servicing, less accumulated depreciation and accumulated impairment in value. Changes in the expected useful life are accounted for by changing the amortisation period or methodology, as appropriate, and treated as changes in accounting estimates.

Subsequent costs incurred on an item of property, plant and equipment are recognised in the carrying amount thereof when those costs meet the recognition criteria as mentioned above. Repairs and maintenance are recognised in profit or loss as incurred.

Capital work in progress is stated at cost, net of accumulated impairment loss, if any.

Depreciation is recognised so as to write off the cost of assets (other than freehold land and properties under construction) less their residual values over their useful lives. Depreciation is provided on a written down value basis from the date the asset is ready for its intended use or put to use whichever is earlier. In respect of assets sold, depreciation is provided up to the date of disposal.

As per the requirement of Schedule II of the Companies Act, 2013, the company has evaluated the useful lives of the respective fixed assets which are as per the provisions of the Companies Act, 2013. The estimated useful lives of the fixed assets are as follows:

NANGIA & CO. LLP CHARTERED ACCOUNTANTS

Edelweiss Rural & Corporate Services Limited

Estimated useful lives of the assets are as follows:

Nature of assets	Estimated Useful Life
Building (Other than Factory Building)	60 years
Plant and equipments	15 years
Furniture and fittings	10 years
Vehicles	8 years
Office equipments	5 years
Computers - Servers and networks	6 years
Computers - End user devices, such as desktops, laptops, etc.	3 years
Solar Power Plant	15 years

Leasehold improvements are amortised on a straight-line basis over the estimated useful lives of the assets or the period of lease, whichever is shorter.

An item of property, plant and equipment is derecognised upon disposal or when no future economic benefits are expected to arise from the continued use of the asset. The carrying amount of those components which have been separately recognised as assets is derecognised at the time of replacement thereof. Any gain or loss arising on the disposal or retirement of an item of property, plant and equipment is determined as the difference between the sales proceeds and the carrying amount of the asset and is recognised in profit or loss.

The residual values, useful lives and methods of depreciation of property, plant and equipment are reviewed at each financial year end and adjusted prospectively, if appropriate.

Land and buildings are subsequently shown at fair value based on periodic valuations by external independent valuers, less subsequent depreciation for buildings. Valuations will be carried out on a regular basis, unless the management consider it appropriate to have an earlier revaluation, such that the carrying amount of property does not differ materially from that which would be determined using fair values at the end of the reporting period. Any accumulated depreciation at the date of revaluation is eliminated against the gross carrying amount of the asset, and the net amount is restated to the revalued amount of the asset.

Subsequent measurement of land and building under revaluation model

Increases in the carrying amount arising on revaluation of land and buildings are credited to other comprehensive income and shown as a revaluation reserve in shareholders' equity. An exception is a gain on revaluation that reverses a revaluation decrease (impairment) on the same asset previously recognised as an expense. Decreases that offset previous increases of the same asset are charged in other comprehensive income and debited against the revaluation reserve directly in equity; all other decreases are charged to profit or loss. Each year the difference between depreciation based on the revalued carrying amount of the asset charged to profit or loss and depreciation based on the asset's original cost is transferred from the revaluation reserve to retained earnings.

Right-of-use assets are presented together with property and equipment in the statement of financial position – refer to the accounting policy 1.16. Right-of-use assets are depreciated on a straight-line basis over the lease term.

NANGIA & CO. LLP CHARTERED ACCOUNTANTS

Edelweiss Rural & Corporate Services Limited

An item of property, plant and equipment is derecognised upon disposal or when no future economic benefits are expected to arise from the continued use of the asset. The carrying amount of those components which have been separately recognised as assets is derecognised at the time of replacement thereof. Any gain or loss arising on the disposal or retirement of an item of property, plant and equipment is determined as the difference between the sales proceeds and the carrying amount of the asset and is recognised in profit or loss.

The residual values, useful lives and methods of depreciation of property, plant and equipment are reviewed at each financial year end and adjusted prospectively, if appropriate.

Intangible assets

Intangible assets are recorded at the consideration paid for the acquisition of such assets and are carried at cost less accumulated amortization and impairment, if any.

Intangibles such as software are amortised over a period of 3 years based on its estimated useful life.

Intangible assets under development are recorded at the consideration paid for the acquisition of such assets.

Impairment of non-financial assets

The Company assesses at each balance sheet date whether there is any indication that an asset may be impaired based on internal/external factors. If any such indication exists, the company estimates the recoverable amount of the asset. If such recoverable amount of the asset or the recoverable amount of cash generating unit which the asset belongs to is less than its carrying amount, the carrying amount is reduced to its recoverable amount. The reduction is treated as an impairment loss and is recognized in the statement of profit and loss. If at the balance sheet date there is an indication that a previously assessed impairment loss no longer exists, the recoverable amount is reassessed and the asset is reflected at the recoverable amount subject to a maximum of the depreciable historical cost.

1.11 Cash and cash equivalents

Cash and cash equivalent in the balance sheet comprise cash at banks and on hand and short-term deposits with an original maturity of three months or less.

1.12 Provisions, contingent liabilities and contingent assets

Provision

Provisions are recognised when the company has a present obligation (legal or constructive) as a result of a past event, it is probable that the company will be required to settle the obligation, and a reliable estimate can be made of the amount of the obligation.

If the effect of the time value of money is material, provisions are determined by discounting the expected future cash flows to net present value using an appropriate pre-tax discount rate that reflects current market assessments of the time value of money and, where appropriate, the risks specific to the liability.

Contingent Liability

A present obligation that arises from past events, where it is either not probable that an outflow of resources will be required to settle or a reliable estimate of the amount cannot be made, is disclosed as a contingent liability. Contingent liabilities are also disclosed when there is a possible obligation arising from past events, the existence of which will be confirmed only by the occurrence or non-occurrence of one or more uncertain future events not wholly within the control of the company. Claims against the company, where the possibility of any outflow of resources in settlement is remote, are not disclosed as contingent liabilities.





Contingent assets

Contingent assets are not recognised in the financial statements since this may result in the recognition of income that may never be realised. However, when the realisation of income is virtually certain, then the related asset is not a contingent asset and is recognised.

1.13 Income tax expenses

Income tax expense represents the sum of the tax currently payable and deferred tax.

Current tax

The tax currently payable is based on taxable profit for the year. Taxable profit differs from 'profit before tax' as reported in the statement of profit and loss because of items of income or expense that are taxable or deductible in other years and items that are never taxable or deductible. The Company's current tax is calculated using tax rates that have been enacted or substantively enacted by the end of the reporting period.

Deferred tax

Deferred tax is recognised on temporary differences between the carrying amounts of assets and liabilities in the financial statements and the corresponding tax bases used in the computation of taxable profit. Deferred tax liabilities are generally recognised for all taxable temporary differences. Deferred tax assets are generally recognised for all deductible temporary differences to the extent that it is probable that taxable profits will be available against which those deductible temporary differences can be utilised.

Deferred tax assets are also recognised with respect to carry forward of unused tax losses and unused tax credits to the extent that it is probable that future taxable profit will be available against which the unused tax losses and unused tax credits can be utilised.

It is probable that taxable profit will be available against which a deductible temporary difference, unused tax loss or unused tax credit can be utilised when there are sufficient taxable temporary differences which are expected to reverse in the period of reversal of deductible temporary difference or in periods in which a tax loss can be carried forward or back. When this is not the case, deferred tax asset is recognised to the extent it is probable that:

- the entity will have sufficient taxable profit in the same period as reversal of deductible temporary difference or periods in which a tax loss can be carried forward or back; or
- tax planning opportunities are available that will create taxable profit in appropriate periods.

The carrying amount of deferred tax assets is reviewed at the end of each reporting period and reduced to the extent that it is no longer probable that sufficient taxable profits will be available to allow all or part of the asset to be recovered.

Deferred tax liabilities and assets are measured at the tax rates that are expected to apply in the period in which the liability is settled or the asset realised, based on tax rates (and tax laws) that have been enacted or substantively enacted by the end of the reporting period.

The measurement of deferred tax liabilities and assets reflects the tax consequences that would follow from the manner in which the company expects, at the end of the reporting period, to recover or settle the carrying amount of its assets and liabilities.

Minimum Alternative Tax (MAT) credit

MAT credit asset is recognized where there is convincing evidence that the asset can be realized in future. MAT credit assets are reviewed as at the balance sheet date and written down or written up to reflect the amount that is reasonably certain to be realised.





1.14 Operating leases

Company as a lessee

The Company makes an assessment of lease at the time of inception of a contract and if the contract conveys the right to control the use of an identified asset for a period in exchange for consideration, same is recognised as Lease liability. The Company applies a single recognition and measurement approach for all leases, except for short-term leases and leases of low-value assets. The Company recognises lease liabilities to make lease payments and right-of-use assets representing the right to use the underlying assets.

Measurement of Right of use assets

The Company recognises 'Right-of-Use' assets at the commencement date of the lease (i.e., the date the underlying asset is available for use). The cost of 'Right-of-Use' assets includes the amount of lease liabilities recognised, initial direct costs incurred, and lease payments made at or before the commencement date less any lease incentives received.

Subsequently 'Right-of-Use' assets are measured at cost less any accumulated depreciation; and impairment losses; and adjusted for any remeasurement of lease liabilities. Right-of-use assets are depreciated on a straight-line basis over the lease term or the estimated useful lives of the assets whichever is short.

Lease Liabilities

At the initial recognition, the Company measures lease liabilities at present value of all lease payments discounted, using the Company's incremental cost of borrowing, to be made over the lease term. The lease payments include fixed payments (including in substance fixed payments) less any lease incentives receivable, variable lease payments that depend on an index or a rate, and amounts expected to be paid under residual value guarantees.

Subsequently, the lease liability is
- increased to reflect the accretion of interest; and
- reduced for the lease payments made and
- remeasured to reflect any change in the lease term, change in the lease payments (e.g., changes to future payments resulting from a change in an index or rate used to determine such lease payments), or change in option to purchase the underlying asset.

Company as a lessor

Leases in which the Company does not transfer substantially all the risks and rewards incidental to ownership of an asset is classified as operating leases. Rental income arising is accounted for on a straight-line basis over the lease terms. Initial direct costs incurred in negotiating and arranging an operating lease are added to the carrying amount of the leased asset and recognised over the lease term on the same basis as rental income. Contingent rents are recognised as revenue in the period in which they are earned.

Leases are classified as finance leases when substantially all of the risks and rewards of ownership transfer from the Company to the lessee. Amounts due from lessees under finance leases are recorded as receivables at the Company's net investment in the leases. Finance lease income is allocated to accounting periods so as to reflect a constant periodic rate of return on the net investment outstanding in respect of the lease.

1.15 Investment property

Properties, including those under construction, held to earn rentals and/or capital appreciation are classified as investment property and are measured and reported at cost, including transaction costs.

NANGIA & CO. LLP * CHARTERED ACCOUNTANTS *

Edelweiss Rural & Corporate Services Limited *

Depreciation is recognised using written down method so as to write off the cost of the investment property less their residual values over their useful lives specified in Schedule II to the Companies Act, 2013 or in the case of assets where the useful life was determined by technical evaluation, over the useful life so determined. Depreciation method is reviewed at each financial year end to reflect the expected pattern of consumption of the future benefits embodied in the investment property. The estimated useful life and residual values are also reviewed at each financial year end and the effect of any change in the estimates of useful life/residual value is accounted on prospective basis.

An investment property is derecognised upon disposal or when the investment property is permanently withdrawn from use and no future economic benefits are expected from the disposal. Any gain or loss arising on derecognition of property is recognised in the Statement of Profit and Loss in the same period.

1.16 Critical accounting judgements and key sources of estimation uncertainty

In the application of the company's accounting policies, which are described in note 1, the management is required to make judgements, estimates and assumptions about the carrying amounts of assets and liabilities that are not readily apparent from other sources. The estimates and associated assumptions are based on historical experience and other factors that are considered to be relevant. Actual results may differ from these estimates. The estimates and underlying assumptions are reviewed on an ongoing basis. Revisions to accounting estimates are recognised in the period in which the estimate is revised if the revision affects only that period, or in the period of the revision and future periods if the revision affects both current and future periods.

Critical judgements in applying accounting policies

The following are the critical judgements, apart from those involving estimations, that the management has made in the process of applying the company's accounting policies and that have the most significant effect on the amounts recognised in the consolidated financial statements.

Significant increase in credit risk

ECL is measured as an allowance equal to 12-month ECL for stage 1 assets, or lifetime ECL for stage 2 or stage 3 assets. An asset moves to stage 2 when its credit risk has increased significantly since initial recognition. In assessing whether the credit risk of an asset has significantly increased the company takes into account qualitative and quantitative reasonable and supportable forward-looking information.

Determining lease term for lease contracts with renewal and termination option

The Company determines the lease term as the non-cancellable term of the lease, together with any periods covered by an option to extend the lease if it is reasonably certain to be exercised, or any periods covered by an option to terminate the lease, if it is reasonably certain not to be exercised.

The Company has several lease contracts that include extension and termination options. The Company applies judgement in evaluating whether it is reasonably certain, whether or not, to exercise the option to renew or terminate the lease. That is, it considers all relevant factors that create an economic incentive for it to exercise either the renewal or termination. After the commencement date, the Company reassesses the lease term if there is a significant event or change in circumstances that is within its control that affects its ability to exercise or not to exercise the option to renew or to terminate (e.g., construction of significant leasehold improvements or significant customisation of the leased asset).





1.17 Key sources of estimation uncertainty

The following are the key assumptions concerning the future, and other key sources of estimation uncertainty at the end of the reporting period that may have a significant risk of causing a material adjustment to the carrying amounts of assets and liabilities within the next financial year, as described below. The Company based its assumptions and estimates on parameters available when the standalone financial statements were prepared. Existing circumstances and assumptions about future developments, however, may change due to market changes or circumstances arising that are beyond the control of the Company. Such changes are reflected in the assumptions when they occurred.

Fair value of financial instruments

The fair value of financial instruments is the price that would be received to sell an asset or paid to transfer a liability in an orderly transaction in the principal (or most advantageous) market at the measurement date under current market conditions (i.e., an exit price) regardless of whether that price is directly observable or estimated using another valuation technique. When the fair values of financial assets and financial liabilities recorded in the balance sheet cannot be derived from active markets, they are determined using a variety of valuation techniques that include the use of valuation models. The inputs to these models are taken from observable markets where possible, but where this is not feasible, estimation is required in establishing fair values.

Impairment of financial assets

The measurement of impairment losses across all categories of financial assets requires judgement, in particular, the estimation of the amount and timing of future cash flows and collateral values when determining impairment losses and the assessment of a significant increase in credit risk. These estimates are driven by a number of factors, changes in which can result in different levels of allowances.

The Company's expected credit loss (ECL) calculations are outputs of models with a number of underlying assumptions regarding the choice of variable inputs and their interdependencies. Elements of the ECL models that are considered accounting judgements and estimates include:

- Probability of default (PD) calculation includes historical data, assumptions and expectations of future conditions.
- The Company's criteria for assessing if there has been a significant increase in credit risk and so allowances for financial assets should be measured on a life-time expected credit loss and the qualitative assessment.
- The segmentation of financial assets when their ECL is assessed on a collective basis
- Development of ECL models, including the various formulas and the choice of inputs
- Determination of associations between macroeconomic scenarios
- Inputs, such as unemployment levels and collateral values, and the effect on PDs, Exposure at default (EAD) and loss given default (LGD)
- Selection of forward-looking macroeconomic scenarios and their probability weightings, to derive the economic inputs into the ECL models

NANGIA & CO. LLP CHARTERED ACCOUNTANTS

Edelweiss Rural & Corporate Services Limited

It is company's policy to regularly review its models in the context of actual loss experience and adjust when necessary.

Effective interest rate method

The Company's EIR methodology, recognises interest income / expense using a rate of return that represents the best estimate of a constant rate of return over the expected behavioural life of loans given / taken and recognises the effect of characteristics of the product life cycle.

This estimation, by nature, requires an element of judgement regarding the expected behaviour and life-cycle of the instruments, as well expected changes fee income/expense that are integral parts of the instrument.

Accounting for deferred taxes

Deferred tax assets are recognised on unused tax losses to the extent that it is probable that taxable profit will be available against which the losses can be utilised. Significant management judgement is required to determine the amount of deferred tax assets that can be recognised, based upon the likely timing and the level of future taxable profits together with future tax planning strategies.

The Company has recognised deferred tax assets on carried forward tax losses with respect to certain subsidiaries where the Company believes that the said deferred tax assets shall be recoverable based on the estimated future taxable income which in turn is based on approved business plans and budgets. The losses are allowed to be carried forward to the years in which the Company expects that there will be sufficient taxable profits to offset these losses.

NANGIA & CO. LLP * CHARTERED ACCOUNTANTS *

Edelweiss Rural & Corporate Services Limited

2 A. Property, Plant and Equipment

	Gross Block				Accumulated Depreciation and Impairment				Net Block
Description of Assets	As at 1 April 2024	Additions / adjustments during the year	Disposals / adjustments during the year	As at 31 Mar 2025	As at 1 April 2024	Depreciation for the year	Deductions / adjustments during the year	As at 31 Mar 2025	As at 31 Mar 2025
Land *	163.02	-	-	163.02	-	-	-	-	163.02
Building * (Refer note 60)	2,528.45	-	-	2,528.45	976.36	83.95	-	1,060.31	1,468.14
Leasehold Premises	0.68	1.76	0.68	1.76	0.37	0.09	0.43	0.03	1.73
Plant and Equipment	0.50	3.90	0.56	3.84	0.37	0.45	0.45	0.37	3.47
Furniture and Fixtures	69.65	0.13	11.08	58.70	51.85	3.67	10.40	45.12	13.58
Vehicles	1.37	-	-	1.37	1.34	-	-	1.34	0.03
Office equipment	38.76	15.42	24.42	29.76	32.75	4.93	24.22	13.46	16.30
Computers	52.51	4.87	7.52	49.86	37.17	5.54	7.09	35.62	14.24
Plant and Machinery-Solar power	60.08	5.87	-	65.95	45.25	2.87	-	48.12	17.83
Total	2,915.02	31.95	44.26	2,902.71	1,145.46	101.50	42.59	1,204.37	1,698.34

B. Right to use (ROU) assets

	Gross Block				Accumulated Depreciation and Impairment				Net Block
Description of Assets	As at 1 April 2024	Additions / adjustments during the year	Deductions / adjustments during the year	As at 31 Mar 2025	As at 1 April 2024	Depreciation for the year	Deductions / adjustments during the year	As at 31 Mar 2025	As at 31 Mar 2025
ROU -leasehold premises	122.33	7.13	1.46	128.00	122.11	0.79	1.80	121.11	6.89
Total	122.33	7.13	1.46	128.00	122.11	0.79	1.80	121.11	6.89
Total 2A +2B	3,037.35	39.08	45.72	3,030.72	1,267.57	102.29	44.39	1,325.48	1,705.23

C.Investment property

	Gross Block				Accumulated Depreciation and Impairment				Net Block
Description of Assets	As at 1 April 2024	Additions / adjustments during the year	Deductions / adjustments during the year	As at 31 Mar 2025	As at 1 April 2024	Depreciation for the year	Deductions / adjustments during the year	As at 31 Mar 2025	As at 31 Mar 2025
Land *	137.43	-	-	137.43	-	-	-	-	137.43
Flat and Building *(Refer note 60)	2,141.35	-	-	2,141.35	472.04	86.76	-	558.80	1,582.55
Total	2,278.78	-	-	2,278.78	472.04	86.76	-	558.80	1,719.98

Fair value of investment property is based on the valuation by register valuer as defined under Rule 2 of Companies Act (Registered Valuers and Valuation) Rules, 2017

D. Other Intangible Assets

	Gross Block				Accumulated Amortisation and Impairment				Net Block
Description of Assets	As at 1 April 2024	Additions / adjustments during the year	Deductions / adjustments during the year	As at 31 Mar 2025	As at 1 April 2024	Ammortisation for the year	Deductions / adjustments during the year	As at 31 Mar 2025	As at 31 Mar 2025
Software	97.51	0.35	-	97.86	91.38	3.50	-	94.88	2.98
Total	97.51	0.35	-	97.86	91.38	3.50	-	94.88	2.98

These assets are pledged for issuance of Non-convertible debentures (refer Note 18)

NANGIA & CO. LLP CHARTERED ACCOUNTANTS

Edelweiss Rural & Corporate Services Limited

2 A. Property, Plant and Equipment

Description of Assets	Gross Block				Accumulated Depreciation and Impairment				Net Block
	As at 1 April 2023	Additions / adjustments** during the year	Disposals / adjustments during the year	As at 31 Mar 2024	As at 1 April 2023	Depreciation for the year	Deductions / adjustments** during the year	As at 31 Mar 2024	As at 31 Mar 2024
Land *	163.02	-	-	163.02	-	-	-	-	163.02
Building * (Refer note 60)	2,326.78	201.67	-	2,528.45	465.29	103.31	(407.76)	976.36	1,552.09
Leasehold Premises	0.68	-	-	0.68	0.29	0.08	-	0.37	0.31
Plant and Equipment	0.50	-	-	0.50	0.34	0.03	-	0.37	0.13
Furniture and Fixtures	70.04	0.06	0.45	69.65	47.24	4.99	0.38	51.85	17.80
Vehicles	1.88	-	0.51	1.37	1.79	0.06	0.51	1.34	0.03
Office equipment	38.22	0.76	0.22	38.76	30.20	2.76	0.21	32.75	6.01
Computers	55.89	4.98	8.36	52.51	37.17	7.82	7.82	37.17	15.34
Plant and Machinery-Solar power	62.05	-	1.97	60.08	43.34	3.38	1.47	45.25	14.83
Total	**2,719.06**	**207.47**	**11.50**	**2,915.02**	**625.66**	**122.43**	**(397.37)**	**1,145.46**	**1,769.56**

B. Right to use (ROU) assets

Description of Assets	Gross Block				Accumulated Depreciation and Impairment				Net Block
	As at 1 April 2023	Additions / adjustments during the year	Deductions / adjustments during the year	As at 31 Mar 2024	As at 1 April 2023	Depreciation for the year	Deductions / adjustments during the year	As at 31 Mar 2024	As at 31 Mar 2024
ROU -leasehold premises	122.33	-	-	122.33	121.41	0.70	-	122.11	0.22
Total	**122.33**	-	-	122.33	121.41	0.70	-	122.11	0.22
Total 2A +2B	**2,841.39**	**207.47**	**11.50**	**3,037.35**	**747.07**	**123.13**	**(397.37)**	**1,267.57**	**1,769.78**

C.Investment property

Description of Assets	Gross Block				Accumulated Depreciation and Impairment				Net Block
	As at 1 April 2023	Additions / adjustments during the year	Deductions / adjustments** during the year	As at 31 Mar 2024	As at 1 April 2023	Depreciation for the year	Deductions / adjustments** during the year	As at 31 Mar 2024	As at 31 Mar 2024
Land *	137.43	-	-	137.43	-	-	-	-	137.43
Flat and Building *(Refer note 60)	2,343.02	-	201.67	2,141.35	802.76	77.04	407.76	472.04	1,669.31
Total	**2,480.45**	-	**201.67**	**2,278.78**	802.76	77.04	407.76	472.04	1,806.74

Fair value of investment property is based on the valuation by register valuer as defined under Rule 2 of Compnies Act (Registered Valuers and Valuation) Rules, 2017

D. Other Intangible Assets

Description of Assets	Gross Block				Accumulated Amortisation and Impairment				Net Block
	As at 1 April 2023	Additions / adjustments during the year	Deductions / adjustments during the year	As at 31 Mar 2024	As at 1 April 2023	Charge for the year	Deductions / adjustments during the year	As at 31 Mar 2024	As at 31 Mar 2024
Software	96.87	0.64	-	97.51	87.35	4.03	-	91.38	6.13
Total	**96.87**	0.64	-	97.51	87.35	4.03	-	91.38	6.13

These assets are pledged for issuance of Non-convertible debentures (refer Note 18).

**During the previous financial year, the Company reclassified certain assets that were previously categorized under Property, Plant, and Equipment (PPE) to Investment Property. As a result of this reclassification, assets with a net block value of Rs. 206.09 million were transferred from PPE to Investment Property.

NANGIA & CO. LLP CHARTERED ACCOUNTANTS

Edelweiss Rural & Corporate Services Limited

2 (E) Capital work in progress

Description of Assets	Gross Block			
	As at April 01, 2024	Additions	Capitalization	As at March 31, 2025
Furniture and Fixtures	5.71	9.56	14.38	0.89
Total	5.71	**9.56**	**14.38**	**0.89**

Description of Assets	Gross Block			
	As at April 01, 2023	Additions	Capitalization	As at March 31, 2024
Furniture and Fixtures	-	5.71	-	5.71
Total	-	**5.71**	-	**5.71**

Capital work in progress ageing schedule

As at March 31, 2025

Capital work in progress	Amount in CWIP for a period of				Total
	Less than 1 year	1-2 years	2-3 years	More than 3 years	
Projects in Progress	0.89	-	-	-	**0.89**
Projects temporarily suspended	-	-	-	-	-
Total	0.89	-	-	-	0.89

As at March 31, 2024

Capital work in progress	Amount in CWIP for a period of				Total
	Less than 1 year	1-2 years	2-3 years	More than 3 years	
Projects in Progress	5.71	-	-	-	5.71
Projects temporarily suspended	-	-	-	-	-
Total	5.71	-	-	-	**5.71**

There are no Capital work in progress, whose completion is overdue or has exceeded its cost compared to its original plan.

NANGIA & CO. LLP * CHARTERED ACCOUNTANTS *

Edelweiss Rural & Corporate Services Limited

Notes to the standalone financial statements for the year ended 31 March 2025 (continued)
(Currency : Indian rupees in millions)

2 (F) Intangible assets under development

Description of Assets	Gross Block			
	As at April 01, 2024	Additions	Capitalization	As at March 31, 2025
Software	5.01	0.80	-	5.81
Total	**5.01**	**0.80**	-	**5.81**

Description of Assets	Gross Block			
	As at April 01, 2023	Additions	Capitalization	As at March 31, 2024
Software	-	5.01	-	5.01
Total	-	-	-	**5.01**

Intangible assets under development ageing schedule

As at March 31, 2025

Intangible assets under development	Amount in Intangible assets under development for a period of				Total
	Less than 1 year	1-2 years	2-3 years	More than 3 years	
Projects in Progress	5.81	-	-	-	5.81
Projects temporarily suspended	-	-	-	-	-
Total	5.81	-	-	-	5.81

As at March 31, 2024

Intangible assets under development	Amount in Intangible assets under development for a period of				Total
	Less than 1 year	1-2 years	2-3 years	More than 3 years	
Projects in Progress	5.01	-	-	-	**5.01**
Projects temporarily suspended	-	-	-	-	-
Total	5.01	-	-	-	**5.01**

There are no Intangible assets under development, whose completion is overdue or has exceeded its cost compared to its original plan.

NANGIA & CO. LLP * CHARTERED ACCOUNTANTS *

Edelweiss Rural & Corporate Services Limited

Notes to the standalone financial statements for the year ended 31 March 2025 (continued)
(Currency : Indian rupees in millions)

	Particulars	31 March 2025 Face value	31 March 2025 Quantity	31 March 2025 Amount	31 March 2024 Face value	31 March 2024 Quantity	31 March 2024 Amount
3	**Non-current investments (at cost)**						
	(at cost unless otherwise stated)						
	Unquoted Investments						
	Investments in equity instruments of subsidiaries (fully paid up)						
	Nido Home Finance Limited (formerly known as Edelweiss Housing Finance Limited)	10	38,300,000	2,829.00	10	38,300,000	2,829.00
	Comtrade Commodities Services Limited	10	32,499,994	73.86	10	29,999,994	48.86
	Edelweiss Investment Adviser Limited	-	-	-	10	100,549,994	1,000.10
	Allium Finance Private Limited	-	-	-	10	5,034,668	926.27
	Investments in equity instruments of other companies (fully paid up)						
	Inditrade Business Consultants Limited	10	10,000	0.10	10	10,000	0.10
	Compulsorily convertible Debentures of Subsidiary						
	0.01 % Edelweiss investment Adviser Limited	-	-	-	10	575,000,000	5,750.00
	Carrying Value of Investment			**2,902.96**			**10,554.33**
	Less : Impairment Allowance			(48.96)			(1,539.06)
	Total			**2,854.00**			**9,015.27**
	(i) Investments held outside India			-			-
	(ii) Investments held in India			2,854.00			9,015.27
	Total			**2,854.00**			**9,015.27**

** Impairment allowances is taken basis the estimate of the fair value of the underlying assets*
Note: Disclosures as required by IND AS 107 have been separately provided in Note 52

Edelweiss Rural & Corporate Services Limited

NANGIA & CO. LLP CHARTERED ACCOUNTANTS

Notes to the standalone financial statements for the year ended 31 March 2025 (continued)
(Currency. Indian rupees in millions)

	Particulars	As at 31 March 2025	As at 31 March 2024
4	**Bank balances other than cash and cash equivalents**		
	Deposits with banks		
	- Fixed deposits with banks	474.08	475.86
	Earmarked balances with bank in current account (unpaid dividends)	0.15	0.29
		474.23	**476.15**
	(refer note 40 on Encumbrances on fixed deposits)		
5	**Non Current - Loans**		
	(at amortised cost unless otherwise stated)		
	Secured*		
	Receivables from financing business to others	561.59	561.59
	Provision for expected credit loss on loans	(561.59)	(561.59)
		-	-
	Unsecured		
	Loans and advances to related parties	-	6,000.32
	Provision for expected credit loss on loans	-	(5,934.73)
		-	**65.59**
	Intercorporate deposits to others	1,045.62	1,055.62
	Accrued interest on Intercorporate deposits	14.07	14.07
	Impairment on intercorporate deposits	(1,059.69)	(1,069.69)
		-	-
	(i) Loans outside India	-	-
	(ii) Loans in India	-	65.59
	Total	-	**65.59**
6	**Other financial assets**		
	Rent and other deposits	39.53	40.71
	Advances recoverable in cash or in kind for value to be received	50.07	98.08
	Deposits placed with /for exchange /depositories	3.36	3.36
		92.96	**142.15**

** Secured against securities*

NANGIA & CO. LLP * CHARTERED ACCOUNTANTS *

Edelweiss Rural & Corporate Services Limited

Notes to the standalone financial statements for the year ended 31 March 2025 (continued)
(Currency : Indian rupees in millions)

	Particulars	As at 31 March 2025	As at 31 March 2024
7	**Deferred tax assets (net)**		
	Deferred tax assets		
	Loans		
	Provision for standard assets	566.62	570.04
	Provision for non-performing and doubtful advances	131.89	134.35
	Leases	2.34	0.40
	Unused tax credit		
	MAT credit entitlement	581.92	581.92
	Unused tax losses		
	Accumulated Losses	1,479.40	203.41
	Gratuity & other Employee Benefits	4.92	3.07
	Deferred tax assets (A)	**2,767.09**	**1,493.19**
	Deferred tax liabilities		
	Property, plant and equipment and intangibles		
	On Property, plant and equipment	395.25	553.51
	Investments and other financial instruments		
	Fair valuation gain of investments	(0.01)	1.89
	Borrowings		
	On interest on borrowings (EIR)	23.51	36.11
	Others	25.52	32.09
	Deferred tax liabilities (B)	**444.27**	**623.60**
	Deferred tax assets (net) (A-B)	**2,322.82**	**869.59**
8	**Current tax assets (net)**		
	Advance income taxes	974.94	1,117.56
		974.94	**1,117.56**
9	**Other non-current assets**		
	Prepaid expense	12.70	-
		12.70	-

NANGIA & CO. LLP * CHARTERED ACCOUNTANTS *

Edelweiss Rural & Corporate Services Limited

Notes to the standalone financial statements for the year ended 31 March 2025(continued)
(Currency: Indian rupees in millions)

	Particulars	As at 31 March 2025			As at 31 March 2024		
		Face value	Quantity	Amount	Face value	Quantity	Amount
10	**Current investments**						
	(at FVTPL unless otherwise stated)						
	Unquoted						
	Investments in partnership firm - others						
	Edelweiss Multi Strategy Fund Advisors LLP	-	-	3.09	-	-	3.12
	Unsecured, quoted						
	Non Convertible Debentures of related parties						
	Ecap Equities Limited	-	-	-	100,000	8574	1,211.97
	Edelweiss Retail Finance Limited	1,000	10,307	10.41	1,000	10,307	10.33
	Edel Finance Company Limited	1,000,000	24	25.99	1,000,000	24	26.23
	Non Convertible Debentures - others						
	Others	1,000	16,340	15.55	1,000	16,340	15.70
	Total			**55.04**			**1,267.35**
	(i) Investments held outside India			-			-
	(ii) Investments held in India			55.04			1,267.35
	Total			**55.04**			**1,267.35**

NANGIA & CO. LLP ★ CHARTERED ACCOUNTANTS ★

Edelweiss Rural & Corporate Services Limited ★

Particulars	As at 31 March 2025	As at 31 March 2024
11 Trade receivables		
Unsecured		
Trade Receivables - considered good	125.51	121.88
Trade Receivables - Credit impaired	377.44	384.46
	502.95	**506.34**
Less : Allowance for expected credit losses	377.44	384.46
	125.51	**121.88**

No trade or other receivable are due from directors or other officers of the Company either severally or jointly with any other person. Nor any trade or other receivable are due from firms or private companies respectively

Trade Receivables ageing schedule
As at March 31, 2025

Particulars	Outstanding for following periods from due date of payment					Total
	Less than 6 months	6 months -1 year	1-2 years	2-3 years	More than 3 years	
i) Undisputed Trade receivables – considered good	125.28	0.01	-	-	0.22	125.51
ii) Undisputed Trade Receivables – credit impaired	0.56	-	-	-	376.88	377.44
iii) Disputed Trade Receivables–considered good	-	-	-	-	-	-
iv) Disputed Trade Receivables – which have significant increase in credit risk	-	-	-	-	-	-
Gross Receivables (A)	**125.84**	**0.01**	**-**	**-**	**377.10**	**502.95**
i) Undisputed Trade receivables – considered good	(0.26)	(0.01)	-	-	(0.22)	(0.49)
ii) Undisputed Trade Receivables – credit impaired	(0.07)	-	-	-	(376.88)	(376.95)
iii) Disputed Trade Receivables–considered good	-	-	-	-	-	-
iv) Disputed Trade Receivables – which have significant increase in credit risk	-	-	-	-	-	-
Total ECL Provision on receivables (B)	**(0.33)**	**(0.01)**	**-**	**-**	**(377.10)**	**(377.44)**
Total receivables net of provision = (A)-(B)	**125.51**	**-**	**-**	**-**	**-**	**125.51**

As at March 31, 2024

Particulars	Outstanding for following periods from due date of payment					Total
	Less than 6 months	6 months -1 year	1-2 years	2-3 years	More than 3 years	
i) Undisputed Trade receivables – considered good	121 88	-	-	-	-	121 88
ii) Undisputed Trade Receivables – credit impaired	7.79	0.11	-	-	376.56	384 46
iii) Disputed Trade Receivables–considered good	-	-	-	-	-	-
iv) Disputed Trade Receivables – which have significant increase in credit risk	-	-	-	-	-	-
Gross Receivables (A)	**129.67**	**0.11**	**-**	**-**	**376.56**	**506.34**
i) Undisputed Trade receivables – considered good	(2.81)	-	-	-	-	(2.81)
ii) Undisputed Trade Receivables – credit impaired	(4.98)	(0.11)	-	-	(376.56)	(381.65)
iii) Disputed Trade Receivables–considered good	-	-	-	-	-	-
iv) Disputed Trade Receivables – which have significant increase in credit risk	-	-	-	-	-	-
Total ECL Provision on receivables (B)	**(7.79)**	**(0.11)**	**-**	**-**	**(376.56)**	**(384.46)**
Total receivables net of provision = (A)-(B)	**121.88**	**-**	**-**	**-**	**-**	**121.88**

Particulars	As at 31 March 2025	As at 31 March 2024
12 Cash and cash equivalents		
Balances with banks		
- in current accounts	1,566.23	219.56
	1,566.23	**219.56**

NANGIA & CO. LLP * CHARTERED ACCOUNTANTS *

Edelweiss Rural & Corporate Services Limited

Notes to the standalone financial statements for the year ended 31 March 2025 (continued)
(Currency: Indian rupees in millions)

	Particulars	As at 31 March 2025	As at 31 March 2024
13	**Loans**		
	(at amortised cost unless otherwise stated)		
	Unsecured		
	Loans and advances to related parties	2,200.00	10,060.32
	Accrued interest on loans	4.79	101.63
	Provision for expected credit loss on loans	(0.24)	(1.04)
		2,204.55	**10,160.91**
	Loans and advances to employees	1.14	4.51
		2,205.69	**10,165.42**
	(i) Loans outside India	-	-
	(ii) Loans in India	2,205.69	10,165.42
	Total	**2,205.69**	**10,165.42**
14	**Other financial assets**		
	(at amortised cost unless otherwise stated)		
	Margin placed with broker	3.01	-
	Corporate Guarantee Fees Receivable	23.13	11.06
	Advances recoverable in cash or in kind for value to be received	62.68	28.09
		88.82	**39.15**
15	**Other current assets**		
	(Unsecured Considered good, unless stated otherwise)		
	Input tax credit	120.13	140.39
	Advance to employees and vendors	14.18	3.68
	Prepaid expenses	37.21	25.67
	Contribution to gratuity fund	28.24	22.56
		199.76	**192.30**

NANGIA & CO. LLP * CHARTERED ACCOUNTANTS *

Edelweiss Rural & Corporate Services Limited

Notes to the standalone financial statements for the year ended 31 March 2025 (continued)
(Currency: Indian rupees in millions)

Particulars	As at 31 March 2025	As at 31 March 2024
16 Share capital		
Authorised:		
7,25,00,000 (Previous year: 7,25,00,000) equity shares of Rs. 10 each	725.00	725.00
4,20,00,000 (Previous year: 4,20,00,000) preference shares of Rs. 10 each	420.00	420.00
	1,145.00	**1,145.00**
Issued, Subscribed and fully paid up:		
(a) Equity Shares		
6,65,80,367 (Previous year: 6,65,80,367) equity shares of Rs. 10 each, fully paid up	665.80	665.80
	665.80	**665.80**

During the year ended 31 March 2024, the Company has re-organised the Authorised Share Capital of the Company by canceling 2,50,00,000 Preference Shares of the face value of Rs. 10/- each, forming part of the existing un-issued Authorised Preference Share Capital of the Company and simultaneously creating 2,50,00,000 Equity Shares of the face value of Rs. 10/- each

Reconciliation of equity shares outstanding at the beginning and at the end of the year:

Particulars	31 March 2025		31 March 2024	
	Number of shares	Amount	Number of shares	Amount
Equity shares of Rs. 10 each fully paid				
Outstanding at the beginning of the year	66,580,367	665.80	46,535,367	465.35
Issued during the year	-	-	20,045,000	200.45
Outstanding at the end of the year	**66,580,367**	**665.80**	**66,580,367**	**665.80**

Equity shares held by holding Company

Particulars	31 March 2025		31 March 2024	
	Number of shares	Percentage Shareholding	Number of shares	Percentage Shareholding
Equity shares				
Edel Finance company Limited *	66,580,367	100.00%	66,580,367	100.00%

Details of equity shares in the Company held by each shareholder holding more than 5 percent shares:

Particulars	31 March 2025		31 March 2024	
	Number of shares	Percentage Shareholding	Number of shares	Percentage Shareholding
Equity shares of Rs 10 each fully paid up				
Edel Finance company Limited	66,580,367	100.00%	66,580,367	100.00%

Rights, preferences and restrictions attached to equity shares:
The Company has only one class of equity shares having a par value of Rs 10 each Each holder of equity shares is entitled to one vote per share held In the event of liquidation of the Company, the holders of equity shares will be entitled to receive remaining assets of the Company, after distribution of all preferential amounts The distribution will be in proportion to the number of equity shares held by the shareholders

(b) Instruments entirely equity in nature

	31 March 2025	31 March 2024
(i) Compulsory Convertible Preference Shares ('CCPS')		
13,59,955 CCPS (Previous year 13,59,955) - 0.01% Compulsory Convertible Preference Shares ("CCPS") of face value of Rs. 10/- along with premium of Rs. 357.66 Per Share	13.60	13.60
(ii) Compulsorily Convertible Debentures ('CCDs')		
12,500,000 CCDs (Previous year 90,00,000) of the face value of Rs. 1,000/- each	12,495.88	12,500.00
	12,509.48	**12,513.60**

(i) Compulsory Convertible Preference Shares ('CCPS')
Reconciliation of shares outstanding at the beginning and at the end of the year:

Particulars	31 March 2025		31 March 2024	
	Number of shares	Amount	Number of shares	Amount
CCPS of Rs. 10 each fully paid				
Outstanding at the beginning of the year	1,359,955	13.60	1,359,955	13.60
Issued during the year	-	-	-	-
Outstanding at the end of the year	**1,359,955**	**13.60**	**1,359,955**	**13.60**

NANGIA & CO. LLP * CHARTERED ACCOUNTANTS *

Edelweiss Rural & Corporate Services Limited

Shares held by holding Company

Particulars	31 March 2025		31 March 2024	
	Number of shares	Percentage Shareholding	Number of shares	Percentage Shareholding
Equity shares				
Edel Finance company Limited *	1,359,955	100.00%	1,359,955	100.00%

Details of shares in the Company held by each shareholder holding more than 5 percent shares:

Particulars	31 March 2025		31 March 2023	
	Number of shares	Percentage Shareholding	Number of shares	Percentage Shareholding
CCPS of Rs 10 each fully paid up				
Edel Finance company Limited*	1,359,955	100.00%	1,359,955	100.00%

Terms of Compulsory Convertible Preference Shares ("CCPS")
Non-cumulative Dividend of 0.01% per annum on the face value of the CCPS shall be paid to the CCPS holders. The CCPS will automatically be convertible into equity shares at the end of 10 years from the date of allotment i.e. March 30,2021. 1 CCPS will be Converted into 1 Equity Share. 13,59,955 equity shares will be issued on conversion .

(ii) Compulsorily Convertible Debentures ('CCDs')
Reconciliation of CCDs outstanding at the beginning and at the end of the year:

Particulars	31 March 2025		31 March 2024	
	Number of shares	Amount	Number of shares	Amount
CCDs of Rs. 1,000 each fully paid				
Outstanding at the beginning of the year	12,500,000	12,500.00	9,000,000	9,000.00
Issued during the year	-	-	3,500,000	3,500.00
Outstanding at the end of the year	12,500,000	12,500.00	12,500,000	12,500.00

Shares held by holding Company

Particulars	31 March 2025		31 March 2024	
	Number of shares	Percentage Shareholding	Number of shares	Percentage Shareholding
Equity shares				
Edel Finance company Limited *	12,500,000	100.00%	12,500,000	100.00%

Details of shares in the Company held by each shareholder holding more than 5 percent shares:

Particulars	31 March 2025		31 March 2024	
	Number of shares	Percentage Shareholding	Number of shares	Percentage Shareholding
Equity shares of Rs 10 each fully paid up				
Edel Finance company Limited*	12,500,000	100.00%	12,500,000	100.00%

Terms of Compulsorily Convertible Debentures (the "Debenture"/"CCDs")
CCDs carrying coupon of 0.01% on the face value of the CCDs shall be paid to the CCD holders. The CCDs will be convertible into equity shares within period not exceeding 10 years from the date of allotment i.e. March 26,2021. 1 CCD will be converted into 2.71 Equity Shares. i.e. 24,390,000 equity shares will get issued on the date of conversion of CCD.

CCDs carrying coupon of 0.01% on the face value of the CCDs shall be paid to the CCD holders. The CCDs will be convertible into equity shares within period not exceeding 10 years from the date of allotment i.e. March 27,2024. 1 CCD will be converted into 2.45 Equity Shares. i.e. 8,575,000 equity shares will get issued on the date of conversion of CCD.

Note 1:
The Company has neither allotted any shares pursuant to contract without payment being received in cash or as bonus shares nor has it bought back any share during the period of five years immediately preceding the balance sheet date.

*Includes shares held by Nominee Shareholders

Edelweiss Rural & Corporate Services Limited

NANGIA & CO. LLP CHARTERED ACCOUNTANTS

Notes to the standalone financial statements for the year ended 31 March 2025 (continued)
(Currency : Indian rupees in millions)

	Particulars	As at 31 March 2025	As at 31 March 2024
17	**Other Equity**		
	(i) Reserves & Surplus		
	(a) Capital Reserve	402.85	402.85
	(b) Capital Redemption Reserve	30.00	30.00
	(c) Securities Premium Account	5,564.51	5,564.51
	(d) ESOP Reserve	62.41	62.41
	(e) Retained earnings	(15,081.14)	(14,260.26)
	(f) Debenture Redemption Reserve	1,202.05	1,202.05
	(ii) Revaluation Reserve through other comprehensive income	737.93	817.89
		(7,081.39)	**(6,180.55)**

Nature and purpose of reserves

1. **Capital Reserve**
The company recognises profit and loss on purchase, sale, issue or cancellation of the company's own equity instruments to capital reserve.

2. **Capital redemption reserve**
As per Companies Act, 2013, capital redemption reserve is created when company purchases its own shares out of free reserves or securities premium. A sum equal to the nominal value of the shares so purchased is transferred to capital redemption reserve. The reserve is utilised in accordance with the provisions of section 69 of the Companies Act, 2013.

3. **Securities premium**
Securities premium is used to record the premium on issuance of shares. The reserve is utilised in accordance with the provisions of section 52 of the Companies Act, 2013. Of the above, Securities premium pertaining to CCPS is Rs. 486.40 million (previous year: Rs, 486.40 million).

4. **ESOP reserve**
Certain employees of the company have been granted options to acquire equity shares of the Ultimate Parent Company (Edelweiss Financial Services Limited). This reserve represents the cost of these options based on their fair value at the grant dates as recognised over the vesting period of such options, to the extent that the Ultimate Parent Company has not recovered such cost from the company.

5. **Retained earnings**
Retained earnings comprises of the Company's undistributed earnings after taxes.

6. **Debenture redemption reserve**
The Companies Act 2013 requires companies that issue debentures to create a debenture redemption reserve from annual profits until such debentures are redeemed. The Company is required to transfer a specified percentage (as provided in the Companies Act, 2013) of the outstanding redeemable debentures to debenture redemption reserve. The amounts credited to the debenture redemption reserve may not be utilised except to redeem debentures. On redemption of debentures, the amount may be transferred from debenture redemption reserve to retained earnings.

7. **Revaluation Reserve**
The company decided to move to revaluation model from cost model for accounting a class of asset (i.e. flats and building) as at 31st March 2020. The management approved revaluation of owned land and buildings classified under property plant and equipment after assessing the valuation made by duly appointed independent valuer. The difference between valuation amount and the carrying value of land and buildings is accounted under Revaluation Reserve through other comprehensive income.





	Particulars	As at 31 March 2025	As at 31 March 2024
18	**Non-Current borrowings**		
	(at amortised cost unless otherwise stated)		
	Secured		
	Non-convertible redeemable debentures - Others*	7,290.13	6,096.64
	Unsecured		
	Non-convertible redeemable debentures (NCDs) - related party	-	2,750.00
	Preference Shares Capital - related party	20.00	20.00
	Loans and advances from related parties	-	2,400.00
		7,310.13	**11,266.64**

*Secured by charge on immovable property and a pari passu charge on the receivables to the extent equal to the principal and interest amount i.e. redemption value of debentures.(Refer Note 58)

19	**Other financial liabilities**		
	Rental Deposits	111.52	87.88
	Financial Guarantee obligation	23.13	11.06
		134.65	**98.94**
20	**Non-Current provisions**		
	Provision for employee benefits		
	Compensated leave absences	6.49	6.59
		6.49	**6.59**

Edelweiss Rural & Corporate Services Limited

NANGIA & CO. LLP CHARTERED ACCOUNTANTS

Notes to the standalone financial statements for the year ended 31 March 2025 (continued)
(Currency : Indian rupees in millions)

	Particulars	As at 31 March 2025	As at 31 March 2024
21	**Current borrowings**		
	(at amortised cost unless otherwise stated)		
	Current Maturities of Long term borrowing		
	Non-convertible debentures	-	2,750.00
	Commercial paper	-	4,720.00
	Less : Unamortised discount	-	(69.75)
	Interest accrued on borrowings	511.06	586.49
		511.06	**7,986.74**

Edelweiss Rural & Corporate Services Limited

NANGIA & CO. LLP CHARTERED ACCOUNTANTS

22	Trade Payables	As at 31 March 2025	As at 31 March 2024
	(at amortised cost unless otherwise stated)		
	Total outstanding dues of micro, small and medium enterprises	-	-
	Total outstanding dues to creditors other than micro, small and medium enterprises	201.31	743.84
		201.31	**743.84**

Trade payables ageing schedule

As at March 31, 2025

Particulars	Outstanding for following periods from due date of payment				Total
	Less than 1 year	1-2 years	2-3 years	More than 3 years	
(i) MSME	-	-	-	-	-
(ii) Others	137.44	-	9.51	54.36	201.31
(iii)Disputed dues-MSME	-	-	-	-	-
(iv)Disputed dues-Others	-	-	-	-	-
Total	**137.44**	**-**	**9.51**	**54.36**	**201.31**

As at March 31, 2024

Particulars	Outstanding for following periods from due date of payment				Total
	Less than 1 year	1-2 years	2-3 years	More than 3 years	
(i) MSME	-	-	-	-	-
(ii) Others	679.98	9.51	-	54.36	743.84
(iii)Disputed dues-MSME	-	-	-	-	-
(iv)Disputed dues-Others	-	-	-	-	-
Total	**679.98**	**9.51**	**-**	**54.36**	**743.84**

Ageing is determined from the date of transaction.

	Particulars	As at 31 March 2025	As at 31 March 2024
23	**Other financial liabilities**		
	Accrued salaries and benefits	91.61	152.71
	Unpaid dividends	0.15	0.29
	Retention money payable	1.28	1.28
	Other payables	2.71	4.28
		95.75	**158.56**
24	**Other current liabilities**		
	Withholding taxes, Goods & services tax and other taxes payable	42.53	19.90
	Others	1.27	4.03
		43.80	**23.93**
25	**Current provisions**		
	Provision for Employee Benefits		
	Compensated absences	1.51	-
	Provision for capex	2.29	0.16
		3.80	**0.16**

NANGIA & CO. LLP * CHARTERED ACCOUNTANTS *

Edelweiss Rural & Corporate Services Limited

Notes to the standalone financial statements for the year ended 31 March 2025 (continued)

(Currency : Indian rupees in millions)

	Particluars	For the year ended 31 March 2025	For the year ended 31 March 2024
26	**Fee and commission income**		
	Business support services income	578.31	550.10
	Advisory income	27.96	6.74
		606.27	**556.84**
27	**Net gain/(loss) on fair value changes**		
	(A) Net gain/ (loss) on financial instruments at fair value through profit or loss		
	Investments		
	(Loss)/ profit on trading of securities (net)	3,104.93	49.92
	Fair value gain/(loss)	-	(243.81)
	Fair value gain - Debt Instruments	(3.78)	2.66
	Derivatives		
	(Loss)/ profit on trading in equity derivative instruments (net)	(2,463.40)	9.91
	(B) Others		
	Profit / (loss) on sale of long term investment	-	109.31
	Income distribution from Fund	6.29	9.04
	Share of profit / (loss) in a Limited Liability Partnership	(0.03)	(0.05)
	Total Gain/(loss) **from treasury**	**644.01**	**(63.02)**
28	**Dividend Income**		
	Dividend on Investment	28.92	-
		28.92	**-**
29	**Interest income**		
	Interest Income from group company loan	920.90	1,075.08
	Interest income on fixed deposits	30.62	24.74
	Interest income on debt instrument	6.00	208.60
	Interest income on margin with brokers	3.54	-
	Interest Income - others	0.08	0.12
		961.14	**1,308.54**
30	**Other operating revenue**		
	Rental income	378.20	281.82
		378.20	**281.82**
31	**Other income**		
	Interest on Income Tax Refund	16.34	37.61
	Miscellaneous income	7.55	171.03
	Profit / (loss) on sale of long term investment *	32.51	-
		56.40	**208.64**

*The Company has sold its stake in one of its subsidiary based on independent valuer report to the Holding Company and accordingly, other income includes a gain on sale amounting to Rs. 32.51 millions (Previous year Rs. Nil millions).

NANGIA & CO. LLP * CHARTERED ACCOUNTANTS *

Edelweiss Rural & Corporate Services Limited

Notes to the standalone financial statements for the year ended 31 March 2025 (continued)
(Currency: Indian rupees in millions)

	Particulars	For the year ended 31 March 2025	For the year ended 31 March 2024
32	**Impairment on financial instruments**		
	Bad- debts and advances written off (net of recoveries)	0.65	3.61
	Others	57.44	(54.58)
		58.09	**(50.97)**
33	**Employee benefits expenses**		
	Salaries and Wages	349.31	401.52
	Contribution to provident and other funds	21.54	19.44
	Share based payment to employees	(3.77)	2.12
	Staff welfare expenses	25.59	15.82
		392.67	**438.90**
34	**Finance costs**		
	Interest		
	Interest on debentures	1,085.84	1,277.53
	Interest on loan from group companies	905.34	568.94
	Interest - others	21.56	-
	Interest on lease liabilities	0.23	0.22
	Others Borrowing Cost		
	Discount on commercial paper	214.51	267.60
	Other financial and bank charges	31.60	5.04
		2,259.08	**2,119.33**

Edelweiss Rural & Corporate Services Limited

NANGIA & CO. LLP CHARTERED ACCOUNTANTS

Notes to the standalone financial statements for the year ended 31 March 2025 (continued)
(Currency: Indian rupees in millions)

	Particulars	For the year ended 31 March 2025	For the year ended 31 March 2024
35	**Other expenses**		
	Advertisement and business promotion	4.36	6.14
	Auditor's remuneration (refer note below)	10.09	10.72
	Commission and brokerage	0.79	-
	Communication expenses	15.27	34.65
	Computer expenses	108.12	111.72
	Computer software	120.33	78.75
	Directors' sitting fees	1.20	1.35
	Donation*	22.95	0.50
	Electricity charges (net)	25.55	23.25
	Foreign exchange loss (net)	0.32	0.10
	Loss on sale of Investments (refer note 61)	1,422.93	-
	Legal and professional fees	137.36	170.19
	Membership and subscription	3.94	3.21
	Office expenses	37.77	49.86
	Rates and taxes	14.33	10.37
	Rating support fees	4.80	4.63
	Rent	5.88	6.14
	Repairs and maintenance - Building & others	13.49	24.82
	Security transaction tax	62.82	-
	Goods and service tax (GST)	83.64	19.92
	Stamp duty	1.82	1.06
	Stock exchange expenses	6.21	1.46
	Travelling and conveyance	9.69	11.17
	Miscellaneous expenses	20.45	20.28
		2,134.11	**590.29**
	Auditor's remuneration:		
	Statutory audit	5.10	5.96
	Limited Review	3.90	3.95
	Certification and consultation	0.98	0.75
	Reimbursement of expenses	0.11	0.07
		10.09	**10.72**

* Includes political donation amounting to Rs. 20.00 million made during the year (previous year: Rs. Nil) in accordance with Section 182 of the Companies Act 2013.





36 Segment reporting

Primary Segment (Business segment)

For management purpose, the Company's business is organised into business segments based in products and services and has four reportable segments as mentioned below:

	Segment	Activities covered
1.	Business Support Services	Centralized support services in the nature of administration, compliance, payroll, finance and accounts, Technical support etc. provided to group companies
2.	Trading in commodities	Purchase and sale of commodities
3.	Capital based business	Capital business includes Lending, guarantees given, investing and investment property
4.	Treasury management	Interest income and trading in securities

Income for each segment has been specifically identified Expenditure, assets and liabilities are either specifically identified with individual segments or have been allocated to segments on a systematic basis. Based on such allocations, segment disclosures relating to revenue, results, assets and liabilities have been prepared.

The Executive management committee is the Chief operating decision maker(CODM) and monitors the operating results of its business units separately for the purpose of making decisions about resource allocation and performance assessment.

Secondary Segment

Since the business operations of the Company are primarily concentrated in India, the Company is considered to operate only in the domestic segment and therefore there is no reportable geographic segment.

The following table gives information in terms of provisions of Accounting Standard on Segment Reporting (Ind AS 108)

Particulars		As at/ For the year ended 31 March 2025	As at/ For the year ended 31 March 2024
I	**Segment Revenue**		
	a) Capital based business	1,422.66	1,636.94
	b) Treasury management	650.03	68.17
	c) Business Support Services	578.35	550.10
	d) Trading in commodities	-	816.55
	e) Unallocated	23.90	37.61
	Total Income	**2,674.94**	**3,109.37**
II	**Segment Results**		
	a) Capital based business	(3,134.46)	(1,105.37)
	b) Treasury management	559.72	(73.65)
	c) Business Support Services	189.28	132.48
	d) Trading in commodities	-	0.22
	e) Unallocated	23.90	37.61
	Loss before taxation	**(2,361.56)**	**(1,008.71)**
	Less : Provision for taxation	(1,451.10)	17.66
	Profit after taxation	**(910.46)**	**(1,026.37)**
III	**Segment Assets**		
	a) Capital based business	10,936.95	23,975.46
	b) Treasury management	51.95	1,267.28
	c) Business Support Services	120.79	55.29
	d) Unallocated	3,297.90	1,987.30
	Total	**14,407.59**	**27,285.34**
IV	**Segment Liabilities**		
	a) Capital based business	8,313.70	18,944.94
	b) Treasury management	-	1,341.55
	Total	**8,313.70**	**20,286.49**
V	**Capital expenditure (Including intangibles under development)**		
	a) Capital based business	39.00	17.16
	Total	**39.00**	**17.16**
VI	**Depreciation and amortisation**		
	a) Capital based business	187.25	198.15
	b) Treasury management	1.40	0.96
	c) Business Support Services	3.90	5.09
	Total	**192.55**	**204.20**
VII	**Significant non-cash expenses other than depreciation and amortisation**		
	a) Capital based business	58.09	(50.97)
	Total	**58.09**	**(50.97)**

NANGIA & CO. LLP CHARTERED ACCOUNTANTS

Edelweiss Rural & Corporate Services Limited

37 Disclosure as required by Indian Accounting Standard 24 – "Related Party Disclosure":

37.1	**List of related party**
(A)	**Names of related parties by whom control is exercised**
	Edelweiss Financial Services Limited, ultimate Holding Company
	Edel Finance Company Limited , Holding Company
(B)	**Entities which are controlled by the Company (Subsidiary Companies)**
	NIDO Home Finance Limited (Formerly Edelweiss Housing Finance Limited)
	Comtrade Commodities Services Limited
	Edelweiss Investment Adviser Limited (upto March 03, 2025)
	Allium Corporate Services Private Limited (Formerly Allium Finance Private Limited) (upto Sep 04, 2024)
(C)	**Fellow Subsidiaries with whom the Company has transactions**
	ECL Finance Limited
	Edelweiss Investment Adviser Limited
	Allium Corporate Services Private Limited (Formerly Allium Finance Private Limited)
	Edelcap Securities Limited
	ECap Securities and Investments Limited
	EAAA India Alternatives Limited (Formerly Edelweiss Alternative Asset Advisors Limited)
	Ecap Equities Limited
	Edel Investments Limited
	Edelweiss Life Insurance Company Limited (Formerly Edelweiss Tokio Life Insurance Company Limited)
	Edelweiss Trusteeship Company Limited
	Edelweiss Asset Management Limited
	Edelgive Foundation
	Edelweiss International (Singapore) Pte Limited
	Edelweiss Retail Finance Limited
	ZUNO General Insurance Limited
	Edelweiss Asset Reconstruction Company Limited
	Edelweiss Securities and Investments Private Limited
	Edelweiss Global Wealth Management Limited
	Edelweiss Multi Strategy Fund Advisors LLP
	Edelweiss Value and Growth Fund
	Sekura India Management Limited
	EAAA Real Assets Managers Limited (Formerly Edelweiss Real Assets Managers Limited)
	Nuvama Custodial Services Limited
(D)	**Key Management Personnel**
	Mr. Ravindra Dhobale (Executive Director & Chief Financial Officer)
	Ms. Christina Dsouza (Executive Director & Company Secretary)
	Non-Executive Directors
	Mr. Nikhil Johari
	Ms. Ananya Suneja
	Independent Directors
	Dr. Vinod Juneja
	Mr. Bharat Bakshi

NANGIA & CO. LLP * CHARTERED ACCOUNTANTS *

Edelweiss Rural & Corporate Services Limited

Related Parties (Continued)

37.2 Transaction and Balances with related parties

(A) Transaction with related parties for the year ended March 31, 2025

Particulars	Name of related parties	For the year ended 31-Mar-25	For the year ended 31-Mar-24
Capital account transactions during the year			
Redemption of Preference Share issued	Ecap Equities Limited	-	415.35
Loans taken from	Edelweiss Financial Services Limited	3,280.50	2,325.00
	ECL Finance Limited	2,250.00	2,050.00
	Edel Finance Company Limited	-	610.00
	Edelweiss Retail Finance Limited	-	250.00
	Nido Home Finance Limited	5,000.00	4,550.00
	Ecap Equities Limited	17,675.00	3,036.50
Loans repaid to	Edelweiss Financial Services Limited	5,680.50	4,025.00
	ECL Finance Limited	2,250.00	2,050.00
	Edel Finance Company Limited	-	2,281.50
	Edelweiss Retail Finance Limited	-	250.00
	Nido Home Finance Limited	5,000.00	4,550.00
	Ecap Equities Limited	17,675.00	4,496.60
Loans given to	Edel Finance Company Limited	2,420.00	-
	Edel Investments Limited	-	388.50
	Edelcap Securities Limited	-	1,316.50
	Edelweiss Global Wealth Management Limited	2,874.10	1,720.00
	EAAA India Alternatives Limited	-	220.00
	Comtrade Commodities Services Limited	22.25	-
	Ecap Equities Limited	770.00	7,025.40
	ECap Securities And Investments Limited	799.50	7,020.33
	Edelweiss Investment Adviser Limited	2,200.00	1,990.60
	Edelweiss Retail Finance Limited	2,000.00	-
	Allium Corporate Services Private Limited	5.10	-
Loans repaid by	Edel Finance Company Limited	2,420.00	-
	Edelcap Securities Limited	-	1,316.50
	Edel Investments Limited	-	388.50
	Edelweiss Investment Adviser Limited	7,880.32	-
	Edelweiss Global Wealth Management Limited	3,814.10	780.00
	Edelweiss Retail Finance Limited	2,000.00	-
	EAAA India Alternatives Limited	220.00	220.00
	Comtrade Commodities Services Limited	22.25	-
	Ecap Equities Limited	770.00	7,025.40
	Allium Corporate Services Private Limited	5.10	-
	ECap Securities And Investments Limited	7,819.83	-
Purchase of Security from	ECL Finance Limited	-	5,505.14
	Edelweiss Retail Finance Limited	-	1,600.42
Loss on redemption of ICIF III units paid to	ECL Finance Limited	-	509.70
Sale of debenture to (including CCD)	ECap Securities And Investments Limited	-	2,670.24
	Edelcap Securities Limited	1,068.18	114.71
	Edel Finance Company Limited	0.21	-
	Ecap Equities Limited	3,526.43	295.64
	Edelweiss Investment Adviser Limited	468.11	-
	Edel Investments Limited	51.50	-
Investments in equity shares sold to	Ecap Equities Limited	301.68	-
	Edel Finance Company Limited	1,228.78	-
Investments in Compulsory Convertible debentures of	Edelweiss Investment Adviser Limited	6,000.00	-
Investments in equity shares of	Comtrade Commodities Services Limited	25.00	10.00
Repayment from fund	India Credit Investment Fund II	-	2,879.15
	India Credit Investment Fund III	-	2,683.75
Margin placed with	Edel Investments Limited	81.17	3.71
Margin withdrawn from	Edel Investments Limited	81.17	3.71
Dividend Income on Investment	Nido Home Finance Limited	28.73	-
Purchase of fixed assets from	Ecap Equities Limited	0.42	0.53
	Edel Investments Limited	0.05	0.27
	Edelcap Securities Limited	0.59	0.91
Sale of fixed assets to	Allium Corporate Services Private Limited	0.01	-
	Edelcap Securities Limited	0.04	0.12
	Ecap Equities Limited	0.03	0.00
	Edel Investments Limited	0.05	0.06
	EAAA India Alternatives Limited	-	0.01

NANGIA & CO. LLP ★ CHARTERED ACCOUNTANTS ★
Edelweiss Rural & Corporate Services Limited

Related Parties (Continued)

37.2 Transaction and Balances with related parties

(A) Transaction with related parties for the year ended March 31, 2025

Particulars	Name of related parties	For the year ended 31-Mar-25	For the year ended 31-Mar-24
Purchase/subscription of debentures from	Ecap Equities Limited	-	406.88
	Edelcap Securities Limited	504.77	-
Redemption of debentures held in	Ecap Equities Limited	-	6,600.59
Redemption / buyback of debentures held by	Ecap Equities Limited	1,265.25	-
	Edelcap Securities Limited	1,543.02	-
Remuneration paid to	Mr.Santosh Dadheech	-	6.00
	Mr.Chirag Shah	-	1.12
	Ms.Christina D'souza	3.79	0.61
Director Sitting Fees	Mr.Bharat Bakshi	0.50	0.60
	Mr.Vinod Juneja	0.70	0.75
Income			
Business support service charges from	ECL Finance Limited	68.40	59.67
	Nido Home Finance Limited	62.05	52.98
	Edelweiss Retail Finance Limited	2.53	1.51
	Edelweiss Asset Reconstruction Company Limited	40.28	37.23
	Edel Finance Company Limited	3.56	2.15
	Edelweiss Financial Services Limited	53.72	50.50
	Edelweiss Global Wealth Management Limited	0.14	0.05
	EAAA India Alternatives Limited	36.17	8.32
	ZUNO General Insurance Limited	63.71	62.27
	Edelweiss Asset Management Limited	37.18	8.41
	Edelcap Securities Limited	37.85	39.38
	Comtrade Commodities Services Limited	0.02	0.03
	Edel Investments Limited	22.00	21.93
	Edelweiss International (Singapore) Pte. Limited	8.45	6.64
	Ecap Equities Limited	22.44	16.75
	Allium Corporate Services Private Limited	3.10	-
	Edelweiss life Insurance Company Limited	72.23	76.02
	EdelGive Foundation	6.80	7.03
	Edelweiss Real Assets Managers Limited	-	0.20
	Edelweiss Investment Adviser Limited	0.65	1.34
	Edelweiss Securities And Investments Private Limited	-	52.53
	Edelweiss Trusteeship Company Limited	0.01	0.00
	Sekura India Management Limited	7.01	6.88
	ECap Securities And Investments Limited	0.05	0.01
Corporate Guarantee Commission Income	Nido Home Finance Limited	3.47	0.03
	ECL Finance Limited	2.31	0.04
	Edel Finance Company Limited	4.41	6.36
	Edelweiss Investment Adviser Limited	17.75	0.30
Interest income on debentures (including CCD)	Edelweiss Investment Adviser Limited	1.04	0.58
	Edelweiss Retail Finance Limited	0.95	0.95
	Edel Finance Company Limited	2.64	2.64
	Ecap Equities Limited	0.08	0.03
Interest income on loan from	ECap Securities And Investments Limited	668.25	28.34
	Allium Corporate Services Private Limited	0.06	-
	Edelweiss Investment Adviser Limited	66.70	700.27
	Edelcap Securities Limited	-	6.32
	EAAA India Alternatives Limited	23.06	25.77
	Edel Investments Limited	-	2.18
	Edelweiss Global Wealth Management Limited	135.49	36.40
	Edelweiss Retail Finance Limited	4.62	-
	Ecap Equities Limited	1.51	275.80
	Comtrade Commodities Services Limited	1.04	-
	Edel Finance Company Limited	20.15	-
Share of loss from fund	Edelweiss Multi Strategy Fund Advisors LLP	0.03	0.05
Rental income from	ECL Finance Limited	6.76	14.54
	Edelweiss Financial Services Limited	31.21	30.47
	EAAA India Alternatives Limited	142.06	97.97
	Edelweiss Asset Reconstruction Company Limited	61.35	55.06
	Nido Home Finance Limited	0.01	0.00
	Edelweiss Global Wealth Management Limited	2.51	-
	Edelcap Securities Limited	26.94	23.75
	Edel Investments Limited	9.10	10.97
	Edelweiss Asset Management Limited	0.16	0.10
	ZUNO General Insurance Limited	0.00	-
	Edelweiss life Insurance Company Limited	0.00	-
	Ecap Equities Limited	7.22	6.47
	EdelGive Foundation	1.38	1.21
	Allium Corporate Services Private Limited	0.74	-
Investment management support service from	Edelweiss International (Singapore) Pte. Limited	13.23	10.93

NANGIA & CO. LLP * CHARTERED ACCOUNTANTS *
Edelweiss Rural & Corporate Services Limited

Related Parties (Continued)

37.2 Transaction and Balances with related parties

(A) Transaction with related parties for the year ended March 31, 2025

Particulars	Name of related parties	For the year ended 31-Mar-25	For the year ended 31-Mar-24
Cost reimbursements recovered from	ECL Finance Limited	3.10	2.47
	Edelweiss Financial Services Limited	1.12	0.98
	EAAA India Alternatives Limited	9.00	4.80
	Edelcap Securities Limited	2.47	1.96
	Nido Home Finance Limited	0.00	0.00
	Edelweiss Global Wealth Management Limited	0.09	-
	Comtrade Commodities Services Limited	0.00	-
	Edel Investments Limited	0.88	0.99
	ZUNO General Insurance Limited	15.95	15.29
	Edelweiss life Insurance Company Limited	-	0.01
	Ecap Equities Limited	0.67	0.02
	EdelGive Foundation	0.07	0.10
	Edel Finance Company Limited	0.00	-
	Allium Corporate Services Private Limited	0.02	-
	Edelweiss Asset Management Limited	0.14	0.01
	Edelweiss Asset Reconstruction Company Limited	3.62	1.96
	Edelweiss Investment Adviser Limited	-	0.00
	Sekura India Management Limited	-	0.00
Expenses			
Cost reimbursement to	Edelweiss Financial Services Limited	-	0.11
	EAAA India Alternatives Limited	0.40	2.66
	Ecap Equities Limited	1.86	2.12
	ECL Finance Limited	7.31	2.98
	Edel Investments Limited	5.64	-
	Edelweiss Rural & Corporate Services Limited	0.00	-
Management fees paid to	ECL Finance Limited	-	53.38
Brokerage and commission expenses	Edel Investments Limited	7.73	0.44
Interest expenses on loans from	Edelweiss Financial Services Limited	335.12	388.22
	Edel Finance Company Limited	-	13.35
	ECL Finance Limited	41.79	43.32
	Ecap Equities Limited	472.17	19.00
	Edelweiss Retail Finance Limited	-	6.00
	Nido Home Finance Limited	56.26	99.05
Interest expenses on debentures	Edelcap Securities Limited	53.67	-
	Ecap Equities Limited	229.88	-
	ECL Finance Limited	13.65	-
Interest on CCD	Edel Finance Company Limited	1.25	0.83
Interest / dividend on preference shares	Ecap Equities Limited	-	8.60
Interest expenses on receivable	ECL Finance Limited	23.35	-
Corporate Guarantee support fee	Edelweiss Financial Services Limited	19.89	0.08
Assets			
Accrued interest income on loans given	Edelweiss Investment Adviser Limited	2.97	57.15
	Edelweiss Global Wealth Management Limited	0.00	13.91
	Comtrade Commodities Services Limited	0.18	-
	ECap Securities And Investments Limited	1.58	25.51
	Ecap Equities Limited	0.00	0.32
	Edel Investments Limited	0.00	0.06
	EAAA India Alternatives Limited	-	1.83
	Edelcap Securities Limited	-	2.86
	Allium Corporate Services Private Limited	0.08	-
Interest receivable on debentures from	Edelweiss Retail Finance Limited	0.03	0.03
	Edel Finance Company Limited	1.78	1.78
Investments in equity shares in	Nido Home Finance Limited	2,829.00	2,829.00
	Comtrade Commodities Services Limited	73.86	48.86
	Edelweiss Investment Adviser Limited	-	1,000.10
	Allium Corporate Services Private Limited	-	926.27
Partner's current account - receivable from	Edelweiss Multi Strategy Fund Advisors LLP	3.04	3.06
Partner's capital account - receivable from	Edelweiss Multi Strategy Fund Advisors LLP	0.05	0.05
Investments in debentures(including CCD)	Edelweiss Investment Adviser Limited	-	5,750.00

NANGIA & CO. LLP ★ CHARTERED ACCOUNTANTS ★
Edelweiss Rural & Corporate Services Limited ★

Related Parties (Continued)

37.2 Transaction and Balances with related parties

(A) Transaction with related parties for the year ended March 31, 2025

Particulars	Name of related parties	For the year ended 31-Mar-25	For the year ended 31-Mar-24
Trade receivables from	Edel Finance Company Limited	1.34	0.57
	Edelweiss International (Singapore) Pte. Limited	3.51	2.00
	EdelGive Foundation	0.75	0.65
	Edelweiss Trusteeship Company Limited	0.00	-
	Edel Investments Limited	3.22	2.54
	Ecap Equities Limited	2.70	1.75
	Edelcap Securities Limited	6.33	5.12
	EAAA India Alternatives Limited	19.24	10.52
	Edelweiss Asset Management Limited	3.14	0.89
	Edelweiss Asset Reconstruction Company Limited	10.11	12.27
	Edelweiss Financial Services Limited	6.30	12.51
	ZUNO General Insurance Limited	6.23	6.73
	Nido Home Finance Limited	13.93	9.79
	Edelweiss Retail Finance Limited	0.46	0.01
	Edelweiss Securities And Investments Private Limited	0.07	5.06
	Edelweiss life Insurance Company Limited	20.24	12.22
	ECL Finance Limited	17.72	31.50
	Edelweiss Global Wealth Management Limited	0.33	0.22
	Edelweiss Investment Adviser Limited	1.81	0.43
	ECap Securities And Investments Limited	0.01	0.00
	Allium Corporate Services Private Limited	1.33	-
	Sekura India Management Limited	1.60	0.68
	Comtrade Commodities Services Limited	0.00	0.00
Other Receivable	ECL Finance Limited	2.15	0.00
	ZUNO General Insurance Limited	0.12	0.30
	Edelweiss Global Wealth Management Limited	0.00	0.13
	Edelcap Securities Limited	0.00	0.51
	Comtrade Commodities Services Limited	-	0.00
	Edel Investments Limited	0.01	0.57
	Edelweiss Investment Adviser Limited	-	0.01
	Edelweiss Securities And Investments Private Limited	0.00	0.01
	Ecap Equities Limited	-	0.03
	Edel Finance Company Limited	-	0.11
	EAAA India Alternatives Limited	-	0.05
	ECap Securities And Investments Limited	0.00	0.01
	Edelweiss Financial Services Limited	-	1.98
	Allium Corporate Services Private Limited	0.00	0.02
	EdelGive Foundation	0.37	3.38
	Edelweiss Asset Management Limited	0.11	0.11
	Edelweiss Asset Reconstruction Company Limited	0.05	0.15
	Nido Home Finance Limited	0.00	0.00
	Edelweiss Retail Finance Limited	-	0.29
	Edelweiss life Insurance Company Limited	0.01	0.02
	Edelweiss Multi Strategy Fund Advisors LLP	0.02	0.02
Loans and advances given to	Edelweiss Investment Adviser Limited	2,200.00	7,880.32
	Edelweiss Global Wealth Management Limited	-	940.00
	EAAA India Alternatives Limited	-	220.00
	Ecap Equities Limited	-	0.00
	ECap Securities And Investments Limited	-	7,020.33
Non Convertible Debentures	Ecap Equities Limited	-	1,208.21
Non Convertible Debentures	Edelweiss Retail Finance Limited	10.38	10.31
	Edel Finance Company Limited	24.21	24.45
Liabilities			
Subordinated Preference Shares	Edel Finance Company Limited	20.00	20.00
Accrued interest expense on loans taken from	ECL Finance Limited	-	10.54
	Edel Finance Company Limited	-	2.42
	Edelweiss Retail Finance Limited	-	1.87
	Edelweiss Financial Services Limited	22.21	32.19
	Nido Home Finance Limited	10.17	19.75
	Ecap Equities Limited	13.88	8.70
Interest Payable-CCD	Edel Finance Company Limited	-	0.02
Non convertible debentures held by	Ecap Equities Limited	-	4,000.00
	ECL Finance Limited	-	1,500.00
	Edelweiss life Insurance Company Limited	200.00	200.00
Interest Payable on Debenture	Ecap Equities Limited	-	65.13
	Edelcap Securities Limited	-	0.02
Rental deposits received from	Edelweiss Asset Reconstruction Company Limited	50.00	50.00
	ECL Finance Limited	0.54	0.54
	EAAA India Alternatives Limited	37.41	17.72

NANGIA & CO. LLP CHARTERED ACCOUNTANTS
Edelweiss Rural & Corporate Services Limited

Related Parties (Continued)

37.2 Transaction and Balances with related parties

(A) Transaction with related parties for the year ended March 31, 2025

Particulars	Name of related parties	For the year ended 31-Mar-25	For the year ended 31-Mar-24
Trade payables to	Edelweiss Financial Services Limited	-	0.27
	Edelweiss Global Wealth Management Limited	-	0.21
	Edel Finance Company Limited	-	0.01
	Edel Investments Limited	0.86	-
	Ecap Equities Limited	-	0.48
	ECL Finance Limited	0.00	557.55
	Edelweiss Investment Adviser Limited	-	0.01
	Comtrade Commodities Services Limited	-	0.00
	Edelweiss Asset Management Limited	-	0.63
	Edelcap Securities Limited	-	0.21
	ZUNO General Insurance Limited	0.00	0.00
	Edelweiss Asset Reconstruction Company Limited	0.56	0.56
	Nido Home Finance Limited	-	0.05
	Edelweiss life Insurance Company Limited	-	0.00
	EAAA India Alternatives Limited	-	0.43
Other Payable	Edelweiss Financial Services Limited	1.06	0.74
	Edel Finance Company Limited	-	1.74
	Edelweiss Asset Reconstruction Company Limited	-	0.10
	Edelweiss Retail Finance Limited	0.03	0.31
	Allium Corporate Services Private Limited	0.05	0.00
	Edelweiss Investment Adviser Limited	0.06	0.02
	EdelGive Foundation	-	1.96
	Comtrade Commodities Services Limited	-	0.00
	Nido Home Finance Limited	-	0.00
	Edelweiss Asset Management Limited	0.09	0.08
	EAAA India Alternatives Limited	0.00	0.01
	Edel Investments Limited	-	0.18
	ZUNO General Insurance Limited	-	0.18
	ECL Finance Limited	-	0.00
	ECap Securities And Investments Limited	0.01	2.94
	Ecap Equities Limited	-	0.56
	Edelweiss life Insurance Company Limited	-	0.01
	Edelweiss Securities And Investments Private Limited	-	0.00
	Sekura India Management Limited	-	0.03
	Edelcap Securities Limited	-	0.03
	Edelweiss Global Wealth Management Limited	0.51	0.05
Loans taken from	Edelweiss Financial Services Limited	-	2,400.00
Off balance sheet item			
Corporate guarantee given for	Nido Home Finance Limited	682.22	826.23
	ECL Finance Limited	227.43	355.90
	Edel Finance Company Limited	378.81	621.93
	Edelweiss Investment Adviser Limited	-	2,665.46
Corporate guarantee taken from	Edelweiss Financial Services Limited	1,157.40	-

0.00 indicates amounts less than Rs. 0.01 millions

NANGIA & CO. LLP CHARTERED ACCOUNTANTS

Edelweiss Rural & Corporate Services Limited

38 Investments in partnership firms:

Particulars	Edelweiss Multi Strategy Fund Advisors LLP	
	As at 31 March 2025	As at 31 March 2024
Total capital of partnership firm	Rs. 0.10 millions	Rs. 0.10 millions
Name of partners	Share in capital and share in profit/loss	
Ecap Equities Limited (formerly known as Edel Land Limited)	50.00%	50.00%
Edelweiss Rural & Corporate Services Limited	50.00%	50.00%





39 Contingent liabilities and commitments :

39.1 Contingent liabilities and commitments

a) Claims against the Company not acknowledged as debt:

- Income Tax matters in respect of which appeal is pending **₹ 84.84 million** (Previous year: ₹ 84.84 million).
-Service Tax matters in respect of which appeal is pending **₹ 118.62 million** (Previous year: ₹ 124.44 million).

The Company's pending litigations mainly comprise of claims against the Company pertaining to proceedings pending with Income Tax, Excise, Custom, Sales/VAT tax / GST and other authorities. The Company has reviewed all its pending litigations and proceedings and has adequately provided for where provisions are required and disclosed as contingent liabilities where applicable, in the financial statements. The amount of provisions / contingent liabilities is based on management's estimate, and no significant liability is expected to arise out of the same.

The Company has received demand notices from tax authorities on account of disallowance of expenditure for earning exempt income under Section 14A of Income Tax Act 1961 read with Rule 8D of the Income Tax Rules, 1962. The Company has filed appeal/s and is defending its position. Based on the favourable outcome in Appellate proceedings in the past and as advised by the tax advisors, Company is reasonably certain about sustaining its position in the pending cases, hence the possibility of outflow of resources embodying economic benefits on this ground is remote.

b) Guarantees excluding financial guarantees :

Corporate/other guarantee not acknowledged as debt:
Corporate/other guarantee given by the Company on behalf of its subsidiaries and to third party which is outstanding as at 31 March 2025 and 31 March 2024 is given below:

Particulars	As at 31 March 2025	As at 31 March 2024
Guarantee to trustees and others for non convertible debentures and other borrowings	378.81	3,287.39
Guarantee to Banks for loan taken by subsidiaries / fellow subsidiaries	909.65	1,182.13
Total	**1,288.46**	**4,469.52**

39.2 Pursuant to the Income Tax Authorities ("the ITA") search during March 2023. The Company is filing necessary responses to the notices received from the ITA. Post March 31, 2024, the Company has received assessment order from ITA for AY 2022-23 with Nil tax demand. Thus, no adjustment has been made or is required in the standalone financial statement of the Company.

40 Encumbrances on fixed deposits held by the Company:

Fixed deposits aggregating to Rs. 474.08 millions (Previous year: Rs. 475.86 millions) have been pledged with banks for obtaining the bank guarantee provided to various regulatory authorities (VAT, Customs, Mandis , Bank guarantee etc.) for meeting statutory requirements.

Edelweiss Rural & Corporate Services Limited

NANGIA & CO. LLP CHARTERED ACCOUNTANTS

41 Earnings per share (EPS)

Basic earnings per share (EPS) is calculated by dividing the net profit for the year attributable to equity holders by the weighted average number of equity shares outstanding during the year.

Diluted earnings per share is computed by dividing the numerator for calculating dilutive earnings per share by weighted average number of equity shares considered for deriving basic earnings per share and weighted average number of equity shares that could have been issued upon conversion of all potential equity shares.

In accordance with Ind AS- 33 – "Earnings Per Share" prescribed by Companies (Accounts) Rules, 2015, the computation of earnings per share is set out below:

Particulars		As at 31 March 2025	As at 31 March 2024
Profit /(loss) for the year	**(A)**	**(910.46)**	**(1,026.37)**
Weighted average number of equity shares for calculating basic EPS			
Number of shares outstanding at the beginning of the year		66,580,367	46,535,367
Number of Shares issued during the year		-	20,045,000
Compulsory Convertible Debenture and Preference share		34,324,955	34,324,955
Total number of equity shares outstanding at the end of the year		100,905,322	100,905,322
Weighted average number of equity shares for calculating Basic EPS	**(B)**	**100,905,322**	**86,477,781**
Number of dilutive potential equity shares		-	-
Weighted average number of equity shares for calculating diluted EPS	**(C)**	**100,905,322**	**86,477,781**
Earnings per share (EPS) (Face value Re.1 each)			
Basic earnings share (in Rs) *	(A/B)	(9.03)	(11.87)
Dilutive earning per share (in Rs)	(A/C)	(9.03)	(11.87)

*The weighted average number of shares takes into account 3,43,24,955 equity shares to be converted on issuance of compulsorily convertible debentures ("CCD") & compulsorily convertible preference shares ("CCPS")

42 Capital commitments (to the extent not provided for):

Estimated amount of contracts remaining to be executed on capital account (net of advances) and not provided for is Rs. Nil millions (Previous year: Rs. Nil millions).

Edelweiss Rural & Corporate Services Limited

NANGIA & CO. LLP CHARTERED ACCOUNTANTS

43 Leases:-

1) This note provides information for Right of use assets where the company is a lessee. Company has not given any property on lease.

Carrying amounts of right-of-use assets recognised and the movements

Particulars	As at March 31, 2025	As at March 31, 2024
Opening balance	0.22	0.92
Addition / disposal during year	7.46	-
Amortisation for the year	(0.79)	(0.70)
Closing balance	**6.89**	**0.22**

2) This note provides information for leases where the Company is a lessee.

Carrying amounts of lease liabilities and the movements

Particulars	As at March 31, 2025	As at March 31, 2024
Opening balance	1.09	1.14
Addition / disposal during year	5.68	(0.27)
Accretion of interest	0.23	0.22
Less : Lease payment for the year	(0.29)	-
Closing balance	**6.71**	**1.09**

3) The statement of profit or loss shows the following amounts relating to leases.

Particulars	For the year ended March 31, 2025	For the year ended March 31, 2024
Depreciation on ROU of assets	0.79	0.70
Interest cost	0.23	0.22
Total amount recognised in the statement of profit and loss	**1.02**	**0.92**

4) This note provides information for total cash outflow on account of leases.

Particulars	For the year ended March 31, 2025	For the year ended March 31, 2024
Cash outflow of long term leases	0.23	0.22

5) This note provides details regarding the contractual maturities of lease liabilities, on an undiscounted basis.

Particular	As at March 31, 2025	As at March 31, 2024
Less than 1 year	1.93	0.82
1-3 years	5.90	0.66
3-5 years	1.06	-
More than 5 years	-	-

The weighted average incremental borrowing rate applied to these leases is 11.50% (Previous Year 12.00%)





44 Retirement benefit plan

A) Defined contribution plan (Provident fund and National Pension Scheme):

Rs. 18.10 million (Previous year: Rs. 17.08 million) is recognised as expense and included in "Employee benefit expense" in the statement of profit and loss.

B) Defined benefit plan (Gratuity):

The following tables summarise the components of the net benefit expenses recognised in the statement of profit and loss and the funded and unfunded status and amount recognised in the balance sheet for the gratuity benefit plan

Statement of profit and loss

Expenses recognised in the Statement of Profit and Loss:

	2024-25	2023-24
Current service cost	4.89	4.50
Interest on defined benefit obligation	(1.45)	(2.14)
Total included in 'Employee benefits expense'	**3.44**	**2.36**

Movement in Other Comprehensive Income:

	2024-25	2023-24
Balance at start of year (Loss)/ Gain	(36.52)	(24.52)
Re-measurements on define benefit obligation (DBO)		
a. Actuarial (Loss)/ Gain from changes in financial assumptions	(1.54)	(0.18)
b. Actuarial (Loss)/ Gain from experience over the past year	(2.93)	(1.81)
Return on plan assets excluding amount included in net interest on the net defined benefit liability/ (asset)	1.37	7.28
Re-measurements on Asset Ceiling		
Changes in the effect of limiting a net defined benefit asset to the asset ceiling excluding amount included in net interest on the net defined benefit liability/ (asset)	9.17	(17.29)
Balance at end of year (Loss)/ Gain	**(30.45)**	**(36.52)**

Balance sheet

Reconciliation of defined benefit obligation (DBO) :

	2024-25	2023-24
Present value of DBO at the beginning of the year	36.58	35.85
Transfer in / (Out)	1.52	(1.48)
Interest cost	2.67	2.44
Current service cost	4.89	4.50
Benefits paid	(4.58)	(6.73)
Actuarial (gain)/loss	4.47	2.00
Present value of DBO at the end of the year	**45.55**	**36.58**

Reconciliation of fair value of plan assets:

	2024-25	2023-24
Fair value of plan assets at the beginning of the year	109.76	95.69
Contributions by Employer	4.58	6.73
Benefits paid	(4.58)	(6.73)
Interest income	7.66	6.79
Return on plan asset excluding amount included in net interest on the net defined benefit liability/ (asset)	1.38	7.28
Fair value of plan assets at the end of the year	**118.80**	**109.76**

Net Liability/ (Asset) recognised in the Balance Sheet

	2024-25	2023-24
Present Value of DBO	45.55	36.58
Fair Value of Plan Assets	118.80	109.76
Net Liability/ (Asset)	(73.25)	(73.19)
Funded Status [Surplus/ (Deficit)]	73.25	73.19
Less: Amount not recognized as asset [Effect of limiting net assets to asset ceiling]	45.01	50.62
Net (Liability)/ Asset recognised in the Balance Sheet	**28.24**	**22.56**
Of Which, Short term Liability		
Experience Adjustment on Plan Liabilities: (Gain)/ Loss	2.93	1.81

NANGIA & CO. LLP * CHARTERED ACCOUNTANTS *

Edelweiss Rural & Corporate Services Limited

44 Retirement benefit plan (Continued)

B) Defined benefit plan (Gratuity) (Continued):

Net asset / (liability) recognised in the balance sheet:

	March 31, 2025	March 31, 2024	March 31, 2023	March 31, 2022	March 31, 2021
Present value of Defined Benefit Obligation	45.55	36.58	35.85	37.43	53.23
Fair value of plan assets at the end of the year	118.80	109.76	95.69	92.61	86.07
Net Liability / (Assets)	**(73.25)**	**(73.18)**	**(59.84)**	**(55.16)**	**(32.84)**
Less: Effect of limiting net assets to asset ceiling	45.01	50.62	31.13	26.28	-
Liability / (Assets) recognised in the balance sheet	**(28.24)**	**(22.56)**	**(28.71)**	**(28.89)**	**(32.84)**

Experience adjustments:

	2025	2024	2023	2022	2021
On plan liabilities: loss / (gain)	2.93	1.81	0.75	3.38	(6.10)
On plan assets: gain / (loss)	-	-	-	-	-
Estimated contribution for next year	-	-	-	-	-

Principal actuarial assumptions at the balance sheet date:

	2024-25	2023-24
Discount rate	6.30%	7.00%
Salary escalation	7.00%	7.00%
Employees attrition rate	16.00%	16.00%
Expected return on plan asset	7.00%	7.10%
Mortality Rate	IALM 2012-14 (Ultimate)	IALM 2012-14 (Ultimate)

Percentage Break-down of Total Plan Assets

	2024-25	2023-24
Investment Funds with Insurance Company and Cash	96.9%	96.7%
Cash and cash equivalents	3.1%	3.3%
Total	100.0%	100.0%

Sensitivity Analysis

DBO increases / (decreases) by	2024-25	2023-24
Increase of 1% in Salary Growth Rate	2.19	1.78
Decrease of 1% in Salary Growth Rate	(2.03)	(1.65)
Increase of 1% in Discount Rate	(2.02)	(1.64)
Decrease of 1% in Discount Rate	2.23	1.80
Increase of 1% in Attrition Rate	(0.07)	Negligible
Decrease of 1% in Attrition Rate	0.07	Negligible
Mortality (Increase in expected lifetime by 1 year)	0.00	Negligible
Mortality (Increase in expected lifetime by 3 years)	0.01	Negligible

45 **Employee Stock Option Plans**

The Ultimate Holding Company (Edelweiss Financial Services Limited ("EFSL")) has Employee Stock Option Plans and Stock Appreciation Rights Plans (SAR) in force. Based on such ESOP/SAR schemes, EFSL has granted an ESOP/SAR option to acquire it's equity shares that would vest in a graded manner to Company's employees. Based on group policy / arrangement, EFSL has charged the fair value of such Stock Appreciation Rights. The company has accepted such cross charge and recognised the same under the employee benefit expense. Current year release of Rs.3.77 millions (previous year charge of Rs. 2.12 millions).





46 Cost sharing and other recoveries

Edelweiss Rural & Corporate Services Limited, being the group company incurs certain expenditure which is for the common benefit of itself and other group companies. Hence, such costs incurred by the company for the benefit of group companies are recovered as reimbursement by the company from the group companies on similar basis.

Other recoveries:
As per the master service agreement, the company provides necessary support for activities relating to information technology, human resource, administrative, finance and operations related services to its ultimate holding company, holding company, subsidiaries and fellow subsidiaries.

Rental income relates to amount recovered from the holding company, subsidiaries, fellow subsidiaries, for occupying office premises in the company's building.

47 Disclosure of loans and advances pursuant to regulation 53(f) of the Securities and Exchange Board of India (SEBI) (Listing obligations and disclosure requirements) Regulations, 2015:

	March 31, 2025		March 31, 2024	
	Amount outstanding	Maximum Amount o/s during the year	Amount outstanding	Maximum Amount o/s during the year
Loan to Holding Company & Subsidiary				
a)Edel Finance Company Limited	-	1,550.00	-	-
b)Comtrade Commodities Services Limited	-	22.25	-	-
c)Edelweiss Investment Adviser Limited	2,200.00	7,880.32	7,880.32	7,880.32
d)ECap Securities And Investments Limited	-	7,120.93	7,020.33	7,020.33
e)Edelweiss Alternative Asset Advisors Limited	-	220.00	220.00	220.00
f)Ecap Equities Limited	-	540.00	-	4,602.40
g)Edelweiss Global Wealth Management Limited	-	3,624.10	940.00	1,720.00
h)Allium Corporate Services Private Limited	-	5.10	-	-
i)Edelcap Securities Limited	-	-	-	842.70
j)Edel Investments Limited	-	-	-	382.50
k) Edelweiss Retail Finance Limited	-	2,000.00	-	-
Loan from Ultimate Holding Company, Holding Company & Subsidiary				
a)Edelweiss Financial Services Limited	-	5,380.00	2,400.00	4,150.00
b)Edel Finance Company Limited	-	-	-	1,671.50
c) Nido Home Finance Limited (Formerly known as Edelweiss Housing Finance Limited)	-	2,300.00	-	1,650.00
d)Ecap Equities Limited	-	11,675.00	-	2,460.00
e)ECL Finance Limited	-	750.00	-	2,050.00
f) Edelweiss Retail Finance Limited	-	-	-	250.00

*Refer note no 55 Credit Quality of loans.

Edelweiss Rural & Corporate Services Limited

NANGIA & CO. LLP CHARTERED ACCOUNTANTS

Notes to the standalone financial statements for the year ended 31 March 2025 (continued)
(Currency : Indian rupees in millions)

48 Details of dues to micro, small and medium enterprises:

Trade Payables includes Rs. Nil million (Previous year: Nil million) payable to "Suppliers" registered under the Micro, Small and Medium Enterprises Development Act, 2006. Rs Nil million interest has been paid by the Company during the year (Previous year: Rs. 0.05 million) to "Suppliers" registered under this act. The afore mentioned is based on the responses received by the Company to its inquiries with suppliers with regard to applicability under the said act.

There are no "unbilled" trade payable, hence the same is not disclosed in the ageing schedule.

Details of dues to micro and small enterprises as defined under the MSMED Act ,2006

Particulars	2024-25	2023-24
The principal amount and interest due thereon remaining unpaid to any supplier as at end of accounting year		
Principal amount due to micro and small enterprises	-	-
Interest due on above	-	-
Total	-	-
The amount of interest paid by the buyer in terms of section 16 of the MSMED Act 2006 along with amounts of the payment made to the supplier beyond the appointed day during each accounting year	-	0.05
The amount of interest due and payable for the period of delay in making payment (which have been paid but beyond the appointed day during the year) but without adding the interest specified under the MSMED Act 2006	-	-
The amount of interest accrued and remaining unpaid at the end of each accounting year	-	-
The amount of further interest remaining due and payable even in the succeeding years, until such date when the interest dues as above are actually paid to the small enterprise for the purpose of disallowance as a deductible expenditure under section 23 of the MSMED Act 2006	-	-

49 Corporate social responsibility (CSR):

As per the provisions of Section 135 of the Companies Act, 2013:

i) Gross amount required to be spent by the Company during the year was Rs. Nil millions (Financial Year 2023-24 Rs. Nil millions)

ii) Amount spent during the year on:

Particulars	In cash	Yet to be paid in cash	Total
Constructions / acquisition of any assets	-	-	-
On purpose other than (i) above	-	-	-

iii) Shortfall at the end of the year was Rs. Nil millions (Financial Year 2023-24 Rs. Nil millions)

iv) Total of previous years shortfall was Rs. Nil millions (Financial Year 2023-24 Rs. Nil millions)

NANGIA & CO. LLP * CHARTERED ACCOUNTANTS *

Edelweiss Rural & Corporate Services Limited

Notes to the standalone financial statements for the year ended 31 March 2025 (continued)
(Currency : Indian rupees in millions)

50 Risk Management framework

A) Governance framework

The primary objective of the Company's risk and financial management framework is to protect the company's shareholders from events that hinder the sustainable achievement of financial performance objectives, including failing to exploit opportunities. The management recognises the critical importance of having efficient and effective risk management systems in place.

B) Risk Management

The Company has operations in India. Whilst risk is inherent in the Company's activities, it is managed through an integrated risk management framework, including ongoing identification, measurement and monitoring, subject to risk limits and other controls. This process of risk management is critical to the Company. The Company is exposed to credit risk, liquidity risk and market risk. It is also subject to various operating and business risks.

Risk management strategy

The strategy at an execution level is supported by -

1. Three tiered risk management structure to manage and oversee risks
2. Board and Executive Level Committees to review and approve risk exposures
3. Risk Management framework to ensure each risk the Company is exposed to is given due importance and managed through a well-defined framework and guidelines
4. Well-defined Standard Operating Procedures and Product approval framework to ensure risks are mitigated at operational level
5. Adequate segregation of duties to ensure multi-layered checks and balances
6. Exception reporting framework to ensure process and policy deviations are adequately addressed

C) Approach to capital management

Company objectives when managing capital, are to maximise shareholder value and provide benefits to other stakeholders and maintain an optimal capital structure to reduce the cost of capital.

Company monitors capital using debt-equity ratio, which is total debt divided by total equity.

Particular	As at 31 March 2025	As at 31 March 2024
Total Debt	7,821.19	19,253.38
Equity	6,093.89	6,998.85
Net Debt to Equity	1.28	2.75

D) Credit Risk

Credit risk arises when a customer or counterparty does not meet its obligations under a customer contract or financial instrument, leading to a financial loss. The Company is exposed to credit risk from its operating activities primarily financial instruments.

The company's management policy is to closely monitor creditworthiness of counterparties by reviewing their credit ratings, financial statements on regular basis.

The company's financial assets subject to the expected credit loss model within Ind AS 109 are short-term trade and other receivables and financial instruments. Company applies the expected credit loss model for recognising impairment loss. Expected credit loss allowance in respect of receivables is computed based on a provision matrix which takes into account historical credit loss experience.

The expected credit loss is a product of exposure at default, probability of default and loss given default. The company has devised an internal model to evaluate the probability of default and loss given default based on the parameters set out in Ind AS. Accordingly, the financial instruments are classified into various stages as follows:

Internal rating grade	Internal grading description	Stages
Performing		
High grade	0 dpd and 1 to 30 dpd*	Stage I
Standard grade	31 to 90 dpd*	Stage II
Non-performing		
Individually impaired	90+ dpd*	Stage III

* dpd indicates days past due.

Significant increase in credit risk (SICR)

Company considers a financial instrument defaulted, classified as Stage 3 (credit-impaired) for ECL calculations, in all cases when the borrower becomes 90 days past due. Classification of assets form stage 1 to stage 2 has been carried out based on SICR criterion. Accounts which are more than 30 days past due have been identified as accounts where significant increase in credit risk has been observed. These accounts have been classified as Stage 2 assets. As a part of a qualitative assessment of whether a customer is in default, the Company also considers a variety of instances that may indicate unlikeliness to pay. When such events occur, the company carefully considers whether the event should result in treating the customer as defaulted and therefore assessed as Stage 3 for ECL calculations or whether Stage 2 is appropriate.

Probability of Default

Historical dpd data is used to calculate historic default rates for each portfolio. This is done by using transition matrix which are calculated by assessing the transition from the one dpd state to the default dpd state 12 months from the cohort date.

Loss Given Default (LGD)

The LGD represents expected losses on the EAD given the event of default, taking into account, among other attributes, the mitigating effect of collateral value at the time it is expected to be realised and the time value of money. The Loss Given Default (LGD) has been computed with workout methodology. Workout LGD is widely considered to be the most flexible, transparent and logical approach to build an LGD model. Along with actual recoveries, value of the underlying collateral has been factored in to estimate future recoveries in LGD computation. Workout LGD computation involves the actual recoveries as well as future recoveries (as a part of the workout process) on a particular facility, as a percentage of balance outstanding at the time of Default/Restructuring. The assessment of workout LGD was then performed. Principal outstanding at NPA was assessed, which went into the denominator of the LGD calculation. LGD computation has been done for each segment and sub-segment separately.

Exposure at Default (EAD)

The amount which the borrower will owe to the portfolio at the time of default is defined as Exposure at Default (EAD). While the drawn credit line reflects the explicit exposure for the Company, there might be variable exposure that may increase the EAD. These exposures are of the nature where the company provides future commitments, in addition to the current credit. Therefore, the exposure will contain both on and off balance sheet values. The value of exposure is given by the following formula:

EAD = Drawn Credit Line + Credit Conversion Factor * Undrawn Credit Line

Where,

Drawn Credit Line = Current outstanding amount

Credit Conversion Factor (CCF) = Expected future drawdown as a proportion of undrawn amount Undrawn Credit Line = Difference between the total amount which the Company has committed and the drawn credit line While the drawn exposure and limits for the customer are available, the modelling of CCF is required for computing the EAD.

NANGIA & CO. LLP CHARTERED ACCOUNTANTS
Edelweiss Rural & Corporate Services Limited

Notes to the standalone financial statements for the year ended 31 March 2025 (continued)
(Currency : Indian rupees in millions)

50 Risk Management framework (continued)

E) Liquidity risk and funding management

Liquidity risk is defined as the risk that the Company will encounter difficulty in meeting obligations associated with financial liabilities that are settled by delivering cash or another financial asset. Exposure to liquidity risk arises because of:

I) Possibility that the Company could be required to pay its current liabilities earlier than expected.
II) Mismatch in maturity profile of assets and liabilities
III) Delay in receipt of receivables including agency receivables

The Company's policy is to satisfy redemption requests by the following means (in decreasing order of priority):

I) Withdrawal of cash deposits
II) Disposal of highly liquid assets (i.e. short-term, low-risk debt investments, inventory)
III) Either disposal of other assets or increase of leverage

50.1 Analysis of financial assets and financial liabilities by remaining contractual maturities

The table below summarises the maturity profile of the undiscounted cash flows of the Company's non derivatives financial liabilities. Repayments which are subject to notice are treated as if notice were to be given immediately. However, the Company expects that the counterparties will not request repayment on the earliest date it could be required to pay.

Analysis of non-derivative financial liabilities by remaining contractual maturities

As at 31-Mar-25

Non-derivative financial liabilities	Upto 3 months	Between 3 to 6 months	Between 6 months to 1 year	Between 1 year to 3 years	More than 3 years	Total
Trade payables	137.44	-	-	9.51	54.36	201.31
Borrowings (other than debt securities)	46.26	-	-	-	-	46.26
Debt securities	1,058.80	-	18.45	7,290.13	-	8,367.38
Subordinated financial liabilities	-	-	-	-	20.00	20.00
Other financial liabilities	95.75	-	1.09	140.27	-	237.11
Total undiscounted non-derivative financial liabilities	**1,338.25**	**-**	**19.54**	**7,439.90**	**74.36**	**8,872.06**

Analysis of non-derivative financial assets by remaining contractual maturities

Non-derivative financial assets	Upto 3 months	Between 3 to 6 months	Between 6 months to 1 year	Between 1 year to 3 years	More than 3 years	Total
Cash and cash equivalent and other bank balances	1,566.23	-	-	-	474.23	2,040.46
Trade receivables	125.51	-	-	-	-	125.51
Loans	2,204.55	-	1.14	-	-	2,205.69
Investments at fair value through profit or loss	51.95	-	-	-	3.09	55.04
Investments at amortised cost	-	-	-	2,829.00	25.00	2,854.00
Other financial assets	43.82	45.00	-	92.96	-	181.78
Total undiscounted non-derivative financial assets	**3,992.06**	**45.00**	**1.14**	**2,921.96**	**502.32**	**7,462.48**

Commitments	Upto 3 months	Between 3 to 6 months	Between 6 months to 1 year	Between 1 year to 3 years	More than 3 years	Total
Undrawn loan and other commitments	-	-	-	-	-	-

Analysis of non-derivative financial liabilities by remaining contractual maturities

As at 31-Mar-24

Non-derivative financial liabilities	Upto 3 months	Between 3 to 6 months	Between 6 months to 1 year	Between 1 year to 3 years	More than 3 years	Total
Trade payables	743.84	-	-	-	-	743.84
Borrowings (other than debt securities)	75.48	-	-	2,400.00	-	2,475.48
Debt securities	8,669.06	141.79	207.83	2,750.00	6,096.64	17,865.32
Subordinated financial liabilities	-	-	-	-	20.00	20.00
Other financial liabilities	158.56	-	-	100.03	-	258.59
Total undiscounted non-derivative financial liabilities	**9,646.94**	**141.79**	**207.83**	**5,250.03**	**6,116.64**	**21,363.23**

Analysis of non-derivative financial assets by remaining contractual maturities

Non-derivative financial assets	Upto 3 months	Between 3 to 6 months	Between 6 months to 1 year	Between 1 year to 3 years	More than 3 years	Total
Cash and cash equivalent and other bank balances	219.56	-	-	-	476.15	695.71
Trade receivables	121.88	-	-	-	-	121.88
Loans	1,980.59	-	8,184.83	-	65.59	10,231.01
Investments at fair value through profit or loss	-	-	1,264.23	-	-	1,264.23
Investments at amortised cost	-	-	3.12	-	9,015.27	9,018.39
Other financial assets	39.67	-	-	122.80	-	162.47
Total undiscounted non-derivative financial assets	**2,361.70**	**-**	**9,452.18**	**122.80**	**9,557.01**	**21,493.69**

Commitments	Upto 3 months	Between 3 to 6 months	Between 6 months to 1 year	Between 1 year to 3 years	More than 3 years	Total
Undrawn loan and other commitments	-	-	-	-	-	-

NANGIA & CO. LLP CHARTERED ACCOUNTANTS

Edelweiss Rural & Corporate Services Limited

Notes to the standalone financial statements for the year ended 31 March 2025 (continued)

(Currency : Indian rupees in millions)

50.2 Analysis of risk concentration

As at 31-Mar-25

Industry analysis - Risk concentration

Components	Financial services	Total
Cash and bank balances	2,040.46	2,040.46
Trade receivables	125.51	125.51
Loans	2,205.69	2,205.69
Investments	2,909.04	2,909.04
Other financial assets	181.78	181.78
Total	**7,462.48**	**7,462.48**
Other Commitments	-	-

As at 31-Mar-24

Industry analysis - Risk concentration

Components	Financial services	Total
Cash and bank balances	695.71	695.71
Trade receivables	121.88	121.88
Loans	10,231.01	10,231.01
Investments	10,282.62	10,282.62
Other financial assets	162.47	162.47
Total	**21,493.69**	**21,493.69**
Other Commitments	-	-

NANGIA & CO. LLP CHARTERED ACCOUNTANTS

Edelweiss Rural & Corporate Services Limited

50.3 Collateral held and other credit enhancements

I The tables on the following pages show the maximum exposure to credit risk by class of financial asset.

Maximum exposure to credit risk (carrying amount before ECL) as at	31-Mar-25	31-Mar-24	Principal type of collateral
Financial assets			
Loans:			
Retail Loans	1.14	4.51	No Collateral
Wholesale loans- Credit Substitutes	561.59	561.59	Listed Equity shares & immovable Properties
Inter Corporate deposit	1,059.69	1,069.69	No Collateral
Group Loans	2,204.79	16,162.27	No Collateral
Trade receivables-Others	502.95	506.34	Unsecured
Other Financial Assets	181.78	162.47	No Collateral
Total financial assets at amortised cost	4,511.94	18,466.87	
Financial assets at FVTPL	55.04	1,267.35	No Collateral
Total financial instruments at fair value through profit or loss	**55.04**	1,267.35	
Total Financial assets	4,566.98	19,734.22	
Financial guarantee contracts	1,288.46	4,469.51	No Collateral
Other commitments (max exposure)	**1,288.46**	**4,469.51**	
Total	**5,855.44**	**24,203.73**	

II **Financial assets that are stage 3 and related collateral held in order to mitigate potential losses are given below:**

31-Mar-25	Maximum exposure to credit risk (carrying amount before ECL)	Associated ECL	Carrying amount	Fair value of collateral
Financial assets				
Loans:				
Wholesale loans	561.59	561.59	-	-
Inter Corporate deposit	1,059.69	1,059.69	-	-
Group Loans	-	-	-	-
Total financial assets at amortised cost	**1,621.28**	**1,621.28**	-	-
Loan commitments	-	-	-	-
Total	1,621.28	1,621.28	-	-

31-Mar-24	Maximum exposure to credit risk (carrying amount before ECL)	Associated ECL	Carrying amount	Fair value of collateral
Financial assets				
Loans:				
Wholesale loans	561.59	561.59	-	-
Inter Corporate deposit	1,069.69	1,069.69	-	-
Group Loans	5,934.73	5,934.73	-	-
Total financial assets at amortised cost	**7,566.01**	**7,566.01**	-	-
Loan commitments	-	-	-	-
Total	7,566.01	7,566.01	-	-





50.4 Market risk

Market risk is the risk which can affect the Company's income or the value of its holdings of financial instruments due to adverse movements in market prices of instrument due to interest rates, equity prices, foreign exchange rates and credit spreads. The objective of the Company's market risk management is to manage and control market risk exposures within acceptable parameters. The Company separates its exposure to market risks between trading and non-trading portfolios.

Market risk is the risk that the fair value or future cash flows of financial instruments will fluctuate due to changes in market variables such as interest rates, foreign exchange rates and equity prices. Company classifies exposures to market risk into either trading or non–trading portfolios and manages each of those portfolios separately.

(i) Interest rate risk

Interest rate risk arises from the possibility that changes in interest rates will affect future cash flows or the fair values of financial instruments. The Company is not exposed to interest rate risk as it does not trade in Interest Rate Derivatives and does not have any loans having variable interest rates.

(ii) Currency risk

Currency risk is the risk that the value of a financial instrument will fluctuate due to changes in foreign exchange rates. Foreign currency risk arise majorly on account of Trade Receivables.

	2024-25					
Currency	Increase in exchange rate (%)	Effect on profit before tax	Effect on Equity	Decrease in exchange rate (%)	Effect on profit before tax	Effect on Equity
US Dollar	5%	0.18	0.18	5%	(0.18)	(0.18)

	2023-24					
Currency	Increase in exchange rate (%)	Effect on profit before tax	Effect on Equity	Decrease in exchange rate (%)	Effect on profit before tax	Effect on Equity
US Dollar	5%	0.10	0.10	5%	(0.10)	(0.10)

(iii) Equity price risk

Equity price risk is the risk that the fair value or future cash flows of a financial instrument will fluctuate because of changes in the level of individual investment in equity share prices.

There is no Equity price risk in F.Y. 2024-25 and F.Y. 2023-24.

(iv) Other price risk

Other price risk is the risk that the fair value or future cash flows of a financial instrument will fluctuate because of changes in the level of market prices other than equity and index prices.

	2024-25					
Impact on	Increase in price (%)	Effect on profit before tax	Effect on Equity	Decrease in price (%)	Effect on profit before tax	Effect on Equity
Debt Securities	5%	2.60	2.60	5%	(2.60)	(2.60)
Others	5%	0.15	0.15	5%	(0.15)	(0.15)

	2023-24					
Impact on	Increase in price (%)	Effect on profit before tax	Effect on Equity	Decrease in price (%)	Effect on profit before tax	Effect on Equity
Debt Securities	5%	63.21	63.21	5%	(63.21)	(63.21)
Others	5%	0.16	0.16	5%	(0.16)	(0.16)

NANGIA & CO. LLP ★ CHARTERED ACCOUNTANTS ★

Edelweiss Rural & Corporate Services Limited ★

51 Fair Value Measurement

a) Valuation Principles :

Fair value is the price that would be received to sell an asset or paid to transfer a liability in an orderly transaction in the principal (or most advantageous) market at the measurement date under current market conditions (i.e., an exit price), regardless of whether that price is directly observable or estimated using a valuation technique. In order to show how fair values have been derived, financial instruments are classified based on a hierarchy of valuation techniques.

b) Assets and liabilities by fair value hierarchy

The following table shows an analysis of financial instruments measured at fair value at the reporting date, by the level in the fair value hierarchy into which the fair value measurement is categorized.

Particulars	31-Mar-25			
	Level 1	Level 2	Level 3	Total
Investments				
Equity instruments	-	-	0.10	0.10
Debt Securities	15.55	36.40	-	51.95
Nifty linked debentures	-	-	-	-
Total investments measured at fair value	**15.55**	**36.40**	**0.10**	**52.05**
Total financial assets measured at fair value on a recurring basis	**15.55**	**36.40**	**0.10**	**52.05**

Particulars	31-Mar-24			
	Level 1	Level 2	Level 3	Total
Investments				
Equity instruments	-	-	0.10	0.10
Debt Securities	15.70	36.56	-	52.26
Nifty linked debentures	-	-	1,211.97	1,211.97
Total investments measured at fair value	**15.70**	**36.56**	**1,212.07**	**1,264.33**
Total financial assets measured at fair value on a recurring basis	**15.70**	**36.56**	**1,212.07**	**1,264.33**

51.1 Fair valuation techniques :

Debt securities
Whilst most of these instruments are standard fixed or floating rate securities, however nifty linked debentures have embedded derivative characteristics. Fair value of these instruments is derived based on the indicative quotes of price and yields prevailing in the market as at the reporting date. Company has used quoted price of national stock exchange wherever bonds are traded actively. In cases where debt securities are not actively traded, Company has used CRISIL Corporate Bond Valuer model for measuring fair value.

Equity instruments
The majority of equity instruments are actively traded on recognised stock exchanges with readily available active prices on a regular basis. Such instruments are classified as Level 1. Units held in funds are measured based on fund net asset value (NAV), taking into account redemption and/or other restrictions. Such NAV Such instruments are generally Level 3. Equity instruments in non-listed entities are initially measured at transaction price and re-measured at each reporting date at valuation provided by external valuer at instrument level. Such unlisted equity securities are classified at Level 3

Derivatives
The Company enters into derivative financial instruments with various counter-parties, primarily banks with investment grade credit ratings. Derivatives valued using valuation techniques with market observable inputs are mainly interest rate swaps, exchange traded futures and options contracts. The most frequently applied valuation techniques include quoted price for exchange traded derivatives and Black Scholes models (for option valuation).

Embedded derivatives
An embedded derivative is a component of a hybrid instrument that also includes a non-derivative host contract with the effect that some of the cash flows of the combined instrument vary in a way similar to a stand-alone derivative.

Company uses valuation models. Inputs to valuation models are determined from observable market (Indices) data wherever possible, including prices available from exchanges, dealers, brokers. Company classify these embedded derivative as level 3 instruments

NANGIA & CO. LLP * CHARTERED ACCOUNTANTS *

Edelweiss Rural & Corporate Services Limited

51 Fair Value Measurement (continued)

c) Financial instruments measured at amortised cost

The following table sets out the fair values of financial instruments measured at amortised cost and analysing them by the level in the fair value hierarchy into which each fair value measurement is categorised. Carrying amounts of cash and cash equivalents, trade receivables, trade and other payables as on 31 March 2025 approximate the fair value because of their short-term nature. Difference between carrying amounts and fair values of bank deposits, other financials assets and other financial liabilities is not significant in each of the years presented.

	31 March 2025				
Particulars	Total Carrying Amount	Total fair value	Level 1	Level 2	Level 3
Financial assets:					
Corporate Loans	2,205.69	2,205.69	-	-	2,205.69
Total	**2,205.69**	**2,205.69**	-	-	**2,205.69**
Financial liabilities					
Debt securities	7,754.93	7,754.93	-	-	7,754.93
Borrowing (other than debt securities)	46.26	46.26	-	-	46.26
Subordinated liabilities	20.00	20.00	-	20.00	-
Total	**7,821.19**	**7,821.19**	-	**20.00**	**7,801.19**

	31 March 2024				
Particulars	Total Carrying Amount	Total fair value	Level 1	Level 2	Level 3
Financial assets:					
Corporate Loans	10,231.01	10,231.01	-	-	10,231.01
Total	**10,231.01**	**10,231.01**	-	-	**10,231.01**
Financial liabilities					
Debt securities	16,757.90	16,757.90	-	-	16,757.90
Borrowing (other than debt securities)	2,475.48	2,475.48	-	-	2,475.48
Subordinated liabilities	20.00	20.00	-	20.00	-
Total	**19,253.38**	**19,253.38**	-	**20.00**	**19,233.38**

NANGIA & CO. LLP ★ CHARTERED ACCOUNTANTS ★

Edelweiss Rural & Corporate Services Limited ★

d) Movement in level 3 financial instruments measured at fair value

The following table shows a reconciliation of the opening balances and the closing balances for fair value measurements in Level 3 of the fair value hierarchy.

Particulars	Financial assets			Total
	Investments in units of AIF	Investments in unquoted equity shares categorised at Level 3	Nifty Linked Debentures	
At 1 April 2024	-	0.10	1,211.97	1,212.07
Purchase	-	-	763.25	763.25
Sales	-	-	2,031.19	2,031.19
Gains / (losses) for the period (2024-25) recognised in profit or loss	-	-	55.97	55.97
At 31 March 2025	-	0.10	-	0.10
Unrealised gains / (losses) related to balances held at the end of the period	-	-	-	-

Particulars	Financial assets			Total
	Investments in units of AIF	Investments in unquoted equity shares categorised at Level 3	Nifty Linked Debentures	
At 1 April 2023	3,580.48	0.10	123.76	3,704.34
Purchase	4,305.66	-	1,607.32	5,912.98
Sales	7,941.19	-	538.51	8,479.70
Gains / (losses) for the period (2023-24) recognised in profit or loss	55.05	-	19.39	74.44
At 31 March 2024	-	0.10	1,211.97	1,212.07
Unrealised gains / (losses) related to balances held at the end of the period	-	-	3.74	3.74

NANGIA & CO. LLP * CHARTERED ACCOUNTANTS *

Edelweiss Rural & Corporate Services Limited

e) **Unobservable inputs used in measuring fair value categorised within Level 3 and sensitivity of fair value measurement to change in unobservable market data.**
Following tables set out information about significant unobservable inputs used at respective balance sheet dates in measuring financial instruments categorised

Type of Financial Instruments	Fair value of asset as on 31 March 2025	Valuation Techniques	Significant Unobservable input	Increase in the unobservable input (% or as the case may be)	Change in fair value	Decrease in the unobservable input (% or as the case may be)	Change in fair value
Nifty linked debentures	-	Fair value using Black scholes Model or Monte Carlo approach based on the embedded derivative	Market index curve	5%	-	5%	-
			Risk - adjusted discounted rate	1%	-	1%	-
Investments in unquoted equity shares categorised at Level 3	0.10	Comparable transaction and P/E and discounted cash flow	Fair value per share	5%	0.01	5%	(0.01)
Total	**0.10**				**0.01**		**(0.01)**

Type of Financial Instruments	Fair value of asset as on 31 March 2024	Valuation Techniques	Significant Unobservable input	Increase in the unobservable input (% or as the case may be)	Change in fair value	Decrease in the unobservable input (% or as the case may be)	Change in fair value
Nifty linked debentures	1,211.97	Fair value using Black scholes Model or Monte Carlo approach based on the embedded derivative	Market index curve	5%	60.60	5%	(60.60)
			Risk - adjusted discounted rate	1%	12.12	1%	(12.12)
Investments in unquoted equity shares categorised at Level 3	0.10	Comparable transaction and P/E and discounted cash flow	Fair value per share	5%	0.01	5%	(0.01)
Total	1,212.07				72.73		(72.73)

NANGIA & CO. LLP CHARTERED ACCOUNTANTS

Edelweiss Rural & Corporate Services Limited

52 Investments

As at 31 March 2025

Particulars	At fair value Through P&L (1)	At cost (subsidiaries) (2)	Total (3)= (1+2)
(i) Debt securities (other than group)	15.55		15.55
(ii) Equity instruments (other than group)	0.10	-	0.10
(iii) Subsidiaries			
a) Equity	-	2,902.86	2,902.86
b) Debt securities	36.40	-	36.40
c) Preference shares	-	-	-
(iv) Others - Investment in Partnership Firm- Group	3.09	-	3.09
(v) Others - Investment in Funds	-	-	-
(vi) Investment in compulsory convertible instruments - Group	-	-	-
TOTAL - Gross (A)	**55.14**	**2,902.86**	**2,958.00**
(i) Investment outside India			-
(ii) Investment in India	55.14	2,902.86	2,958.00
Total (B)	**55.14**	**2,902.86**	**2,958.00**
Less: Allowance for impairment (C)	-	**48.96**	**48.96**
Total Net (A-C)	**55.14**	2,853.90	2,909.04
Aggregate amount of quoted investments			55.14
Aggregate market value of quoted investments			55.14
Aggregate amount of unquoted investments			2,853.90

As at 31 March 2024

Particulars	At fair value Through P&L (1)	At cost (subsidiaries) (2)	Total (3)= (1+2)
(i) Debt securities (other than group)	15.70		15.70
(ii) Equity instruments (other than group)	0.10	-	0.10
(iii) Subsidiaries			-
a) Equity	-	4,804.23	4,804.23
b) Debt securities	1,248.53	-	1,248.53
c) Preference shares	-	-	-
(iv) Others - Investment in Partnership Firm - Group	3.12	-	3.12
(v) Others - Investment in Funds	-	-	-
(vi) Investment in compulsory convertible instruments and put options	-	5,750.00	5,750.00
TOTAL - Gross (A)	**1,267.45**	**10,554.23**	**11,821.68**
(i) Investment outside India	-	-	-
(ii) Investment in India	1,267.45	10,554.23	11,821.68
Total (B)	**1,267.45**	**10,554.23**	**11,821.68**
			-
Less: Allowance for impairment (C)	-	**1,539.06**	**1,539.06**
Total Net (A-C)	**1,267.45**	**9,015.17**	**10,282.62**
Aggregate amount of quoted investments			1,264.33
Aggregate market value of quoted investments			1,264.33
Aggregate amount of unquoted investments			9,018.29

NANGIA & CO. LLP * CHARTERED ACCOUNTANTS *

Edelweiss Rural & Corporate Services Limited

53 Income tax

The components of income tax expense recognised in profit or loss for the years ended 31 March 2025 and 31 March 2024 are:

Particulars	2024-25	2023-24
Current tax	-	-
Adjustment in respect of current income tax of prior years	-	-
Deferred tax relating to origination and reversal of temporary differences	(1,451.10)	17.66
Total tax expense	**(1,451.10)**	**17.66**
Total current tax	-	-
Total deferred tax	**(1,451.10)**	**17.66**

Reconciliation of the total tax expense

The tax expense shown in the statement of profit and loss differs from the tax expense that would apply if all profits had been charged at India corporate tax rate. A reconciliation between the tax expense and the accounting profit multiplied by India's domestic tax rate for the years ended 31 March 2025 and 31 March 2024 are follows:

Particulars	2024-25	2023-24
Profit / (Loss) before tax	(2,361.56)	(1,008.71)
Tax rate	34.94%	34.94%
Income tax expense calculated based on above tax rate	(825.22)	(352.48)
Write-down / reversal of write down of deferred tax assets on unused tax credits and unused tax losses (net)	(1,451.10)	17.66
Effect of non-recognition of deferred tax asset on current-period losses	825.22	352.48
Tax expense recognised in profit or loss	**(1,451.10)**	**17.66**

The Government of India, on 20 September 2019, vide the Taxation Laws (Amendment) Ordinance 2019 (the Ordinance), inserted a new Section 115BAA in the Income tax Act, 1961, which provides an option to the Company for paying Income tax at reduced rates. The Company is continuing status quo and in due course will evaluate whether to transit to available option under the Ordinance.

NANGIA & CO. LLP * CHARTERED ACCOUNTANTS *

Edelweiss Rural & Corporate Services Limited

54.A Components of deferred tax

The following table shows deferred tax recorded in the Balance sheet and changes recorded in the income tax expense:

31-Mar-25	Opening deferred tax asset/(liability)	Recognised in profit or loss	Recognised in other comprehensive income	Others	Total Movement	Closing deferred tax asset/(liability)
Deferred taxes in relation to:						
Property, Plant and Equipment - revaluation	(553.52)	158.27	-	-	158.27	(395.25)
Investments	(1.89)	1.91	-	-	1.91	0.01
Employee benefits obligations	3.07	(0.27)	2.12	-	1.85	4.92
Loans Given	704.39	(5.89)	-	-	(5.89)	698.51
Borrowings	(36.11)	12.60	-	-	12.60	(23.51)
Unused tax losses (including but not limited to business losses, unabsorbed depreciation)	203.41	1,275.99	-	-	1,275.99	1,479.40
Unused tax credits (including but not limited to Minimum Alternate Tax credit)	581.92	-	-	-	-	581.92
Capitalised borrowing costs on building	(32.09)	6.57	-	-	6.57	(25.52)
Other	0.41	1.92	-	-	1.92	2.33
Total	**869.59**	**1,451.10**	**2.12**	**-**	**1,453.22**	**2,322.82**

31-Mar-24	Opening deferred tax asset/(liability)	Recognised in profit or loss	Recognised in other comprehensive income	Others	Total Movement	Closing deferred tax asset/(liability)
Deferred taxes in relation to:						
Property, Plant and Equipment - revaluation	(508.74)	(44.78)	-	-	(44.78)	(553.52)
Investments	(1.44)	(0.45)	-	-	(0.45)	(1.89)
Employee benefits obligations	2.30	0.77	-	-	0.77	3.07
Loans Given	686.74	17.65	-	-	17.65	704.39
Borrowings	(47.85)	11.74	-	-	11.74	(36.11)
Unused tax losses (including but not limited to business losses, unabsorbed depreciation)	203.41	-	-	-	-	203.41
Unused tax credits (including but not limited to Minimum Alternate Tax credit)	581.92	-	-	-	-	581.92
Capitalised borrowing costs on building	(28.29)	(3.80)	-	-	(3.80)	(32.09)
Other	(0.80)	1.21	-	-	1.21	0.41
Total	**887.25**	**(17.66)**	-	-	**(17.66)**	**869.59**

NANGIA & CO. LLP * CHARTERED ACCOUNTANTS *

Edelweiss Rural & Corporate Services Limited

Notes to the standalone financial statements for the year ended 31 March 2025 (continued)

(Currency : Indian rupees in millions)

54.B Deductible temporary differences, unused tax losses and unused tax credits on which deferred tax asset is not recognised in balance sheet

March 31, 2025

Financial Year to which the loss relates to	Deductible temporary differences		Unused tax losses										Unused tax credits	
			Unabsorbed depreciation		Unabsorbed long-term capital losses		Unabsorbed business losses		Others		Total		MAT Credit	
	Amount	Expiry year - financial year	Amount	Expiry year - financial year	Amount	Expiry year - financial year	Amount	Expiry year - financial year	Amount	Expiry year - financial year	Amount		Amount	Expiry year - financial year
FY 2024-25	10.00	Not applicable	-	-	-	-	-	-	-	-	-		-	-
FY 2023-24	-		101.72	Not Applicable	-	-	379.18	FY 2031-32	-	-	480.90		-	-
FY 2022-23	15.86	Not applicable	124.96	Not Applicable	-	-	925.69	FY 2030-31	-	-	1,050.65		-	-
FY 2021-22	-		153.03	Not Applicable	-	-	553.41	FY 2029-30	64.02	Not Applicable	770.46		-	-
FY 2020-21	23.00	Not applicable	195.77	Not Applicable	936.18	FY 2028-29	902.17	FY 2028-29	25.50	Not Applicable	2,059.62		-	-
FY 2019-20	-		205.07	Not Applicable	-	-	688.79	FY 2027-28	-	-	893.86		-	-
FY 2018-19	-		191.34	Not Applicable	-	-	71.70	FY 2026-27	-	-	263.04		-	-

March 31, 2024

Financial Year to which the loss relates to	Deductible temporary differences		Unused tax losses										Unused tax credits	
			Unabsorbed depreciation		Unabsorbed long-term capital losses		Unabsorbed business losses		Others		Total		MAT Credit	
	Amount	Expiry year - financial year	Amount	Expiry year - financial year	Amount	Expiry year - financial year	Amount	Expiry year - financial year	Amount	Expiry year - financial year	Amount		Amount	Expiry year - financial year
FY 2023-24	83.42	Not applicable	101.69	Not Applicable	-	-	823.28	FY 2031-32	-	-	924.97		-	-
FY 2022-23	556.00	Not applicable	124.96	Not Applicable	-	-	1,050.65	FY 2030-31	-	-	1,175.62		-	-
FY 2021-22	140.55	Not applicable	153.03	Not Applicable	-	-	553.41	FY 2029-30	64.02	Not Applicable	706.44		-	-
FY 2020-21	6,777.15	Not applicable	-	-	936.18	FY 2028-29	902.17	FY 2028-29	25.50	Not Applicable	1,838.35		-	-
FY 2019-20	-	-	205.07	Not Applicable	-	-	688.79	FY 2027-28	-	-	893.86		-	-
FY 2018-19	-		191.34	Not Applicable	-	-	71.70	FY 2026-27	-	-	263.04		-	-

NANGIA & CO. LLP * CHARTERED ACCOUNTANTS *

Edelweiss Rural & Corporate Services Limited

55 Credit Quality

The table below shows the credit quality and the maximum exposure to credit risk based on the company's internal credit rating system and year-end stage classification. The amounts presented are gross of impairment allowances. Details of the Company's internal grading system are explained in Note 50 and policies on whether ECL allowances are calculated on an individual or collective basis are set out in Note 50.

Particulars	31-Mar-25		31-Mar-24	
	At amortised cost	Total	At amortised cost	Total
Loans				
Corporate Loans	3,827.21	3,827.21	17,798.06	17,798.06
Total Gross (A)	**3,827.21**	**3,827.21**	**17,798.06**	**17,798.06**
Less: Impairment loss allowance	1,621.52	1,621.52	7,567.05	7,567.05
Total (Net) (A)	**2,205.69**	**2,205.69**	**10,231.01**	**10,231.01**

NANGIA & CO. LLP CHARTERED ACCOUNTANTS

Edelweiss Rural & Corporate Services Limited

55 Credit Quality (Continued)

The table below shows the credit quality and the maximum exposure to credit risk based on the Company internal grading and year-end stage classification. The amounts presented are gross of impairment allowances. Details of the company internal grading system are explained in Note 52 and policies on whether ECL allowances are calculated on an individual or collective basis are set out in Note 52.

Gross carrying amount of loan assets allocated to Stage 1, Stage 2, Stage 3

Loans at amortised cost

Particulars	31-Mar-25				31-Mar-24			
	Stage I	Stage II	Stage III	Total	Stage I	Stage II	Stage III	Total
Performing								
High grade	2,205.69	-	-	2,205.69	10,231.01	-	-	10,231.01
Standard grade	-	-	-	-	-	-	-	-
Substandard grade	-	-	-	-	-	-	-	-
Non-performing								
Impaired	0.24	-	1,621.28	1,621.52	-	-	7,567.05	7,567.05
Total	2,205.93	-	1,621.28	3,827.21	10,231.01	-	7,567.05	17,798.06

Reconciliation of changes in gross carrying amount and allowances for expected credit loss

Particulars	Non-credit impaired				Credit impaired		Total	
	Stage I		Stage II		Stage III			
	Gross carrying amount	Allowance for ECL	Gross carrying amount	Allowance for ECL	Gross carrying amount	Allowance for ECL	Gross carrying amount	Allowance for ECL
Balance at 1 April 2024	10,232.05	1.04	-	-	7,566.01	7,566.01	17,798.06	7,567.05
Transfers:								
Transfers to 12 Month ECL (Stage 1)	-	-	-	-	-	-	-	-
Transfers to lifetime ECL (Stage 2)	-	-	-	-	-	-	-	-
Transfers to lifetime ECL- Credit impaired (Stage 3)	-	-	-	-	-	-	-	-
Net re-measurement of ECL arising from transfer of stage	-	-	-	-	-	-	-	-
Net new and further lending/(repayments) (including write-off)	(8,026.12)	(0.80)	-	-	(5,944.72)	(5,944.72)	(13,970.85)	(5,945.53)
Balance at 31 March 2025	2,205.93	0.24	-	-	1,621.29	1,621.29	3,827.21	1,621.52

Particulars	Non-credit impaired				Credit impaired		Total	
	Stage I		Stage II		Stage III			
	Gross carrying amount	Allowance for ECL	Gross carrying amount	Allowance for ECL	Gross carrying amount	Allowance for ECL[2]	Gross carrying amount	Allowance for ECL
Balance at 1 April 2023	236.34	-	-	-	7,598.57	7,537.25	7,834.92	7,537.25
Transfers:								
Transfers to 12 Month ECL (Stage 1)	-	-	-	-	-	-	-	-
Transfers to lifetime ECL (Stage 2)	-	-	-	-	-	-	-	-
Transfers to lifetime ECL- Credit impaired (Stage 3)	-	-	-	-	-	-	-	-
Net re-measurement of ECL arising from transfer of stage	-	-	-	-	-	-	-	-
Net new and further lending/(repayments) (including write-off)	9,995.70	1.04	-	-	(32.56)	28.76	9,963.14	29.80
Balance at 31 March 2024	10,232.05	1.04	-	-	7,566.01	7,566.01	17,798.06	7,567.05

NANGIA & CO. LLP CHARTERED ACCOUNTANTS

Edelweiss Rural & Corporate Services Limited

56 Other Disclosures:

a) Changes in liabilities arising from financing activities

Below table shows changes in in liabilities arising from financing activities during the reporting period

Particulars	1-Apr-24	Cash flows(net)	Others	31-Mar-25
Debt securities*	19,253.38	(11,461.41)	29.22	7,821.19
Total liabilities from financing activities	**19,253.38**	**(11,461.41)**	**29.22**	**7,821.19**

* Comprises of debt securities and borrowings (other than debt securities).

Particulars	1-Apr-23	Cash flows(net)	Others	31-Mar-24
Debt securities*	22,097.85	(2,809.73)	(34.74)	19,253.38
Total liabilities from financing activities	**22,097.85**	**(2,809.73)**	**(34.74)**	**19,253.38**

* Comprises of debt securities and borrowings (other than debt securities).

NANGIA & CO. LLP CHARTERED ACCOUNTANTS

Edelweiss Rural & Corporate Services Limited

56 Other Disclosures *(Continued)*

b) Revenue from contract with customers

Below is the disaggregation of the revenue from contracts with customers and its reconciliation to amounts reported in statement of profit and loss:

For the year ended 31 March 2025		
Particulars	**Nature**	**Fees and commission income**
Service transferred at a point in time	Advisory income	27.96
Service transferred over time	Business support services income	578.31
Total revenue from contract with customers		**606.27**

For the year ended 31 March 2024		
Particulars	**Nature**	**Fees and commission income**
Service transferred at a point in time	Advisory income	6.74
Service transferred over time	Business support services income	550.10
Total revenue from contract with customers		**556.84**

NANGIA & CO. LLP * CHARTERED ACCOUNTANTS *

Edelweiss Rural & Corporate Services Limited

Notes to the standalone financial statements for the year ended 31 March 2025 (continued)
(Currency : Indian rupees in millions)

57 Details of Ratios:

Particular	31-Mar-25	31-Mar-24	Variance	Reason for Variance
Debt-equity Ratio (Refer note 1)	1.28	2.75	(53.35%)	Decrease in Borrowings
Debt Service Coverage Ratio (Refer note 2)	(0.11)	0.12	(190.97%)	Decrease in Borrowings
Interest Service Coverage Ratio (Refer note 2)	(0.05)	0.52	(108.67%)	Decrease in Borrowings
Earnings Per Share - Basic (Face Value of Rs10/- each)	(9.03)	(11.87)	(23.92%)	Increase in loss & Weighted average number of equity shares
Earnings Per Share - Dilutive(Face Value of Rs10/- each)	(9.03)	(11.87)	(23.92%)	
Total Debts/ Total Assets (Refer note 3)	0.54	0.71	(23.55%)	Decrease in Total Assets

Notes:

1 Debt-equity Ratio = Total Borrowing (Non Current Borrowing + Current Borrowings) / Net worth

2 Debt Service Coverage Ratio = Profits before interest and tax / (Interest expenses + Principal Repayment in next six months)
Interest Service Coverage Ratio = Profits before interest and tax / Interest Expenses

3 Total debt to Total assets = Total Borrowing (Non Current Borrowing + Current Borrowings) / Total assets.

4 Current ratio, Long Term Debts to Working Capital ratio, Bad Debts to Trade Receivables ratio, Current Liability ratio, Trade Receivables Turnover ratio, Inventory Turnover ratio, Operating Margin (%), Net Profit Margin (%), Return on Equity ratio, Trade Payables Turnover ratio, Net Capital Turnover ratio, Return on Capital Employee and Return on Investment are not applicable owing to the business model of the company.

NANGIA & CO. LLP * CHARTERED ACCOUNTANTS *

Edelweiss Rural & Corporate Services Limited

58 Debt Securities - as at 31 March 2025

Maturities	<1 years	1-3 years	> 3 years	Total
Rate of Interest				
8.00 - 9.00%	-	1,157.44	-	1,157.44
9.00 - 9.99%	-	6,199.96	20.00	6,219.96
10.00 - 10.99%	-	-	-	-
12.00 - 12.99%	-	-	-	-
Accrued Interest and EIR*	443.79	-	-	443.79
Total	**443.79**	**7,357.40**	**20.00**	**7,821.19**

* It includes amount on account of EIR is Rs. 67.27 million

Debt Securities - as at 31 March 2024

Maturities	<1 years	1-3 years	> 3 years	Total
Rate of Interest				
9.00 - 9.99%	7,470.00	-	6,116.64	13,586.64
10.00 - 10.99%	-	2,750.00	-	2,750.00
12.00 - 12.99%	-	2,400.00	-	2,400.00
Accrued Interest and EIR*	516.74	-	-	516.74
Total	**7,986.74**	**5,150.00**	**6,116.64**	**19,253.38**

* It includes amount on account of EIR is Rs. 103.33 million

Note:

1 Secured by charge on immovable property and a pari passu charge on the receivables to the extent equal to the principal and interest amount i.e. redemption value of debentures.

2 The assets are secured to the extent required to maintain the agreed Security Cover in respect of the Debentures. Accordingly, total asset is derived by taking into consideration the required security cover mentioned in the respective Debenture Trust Deed/ Information Memorandum.

NANGIA & CO. LLP CHARTERED ACCOUNTANTS

Edelweiss Rural & Corporate Services Limited

59 Nuvama Clearing Services Limited (NCSL), a former associate of the Holding Company, received a order from NSE Clearing Ltd (NCL) in the matter of Anugrah Stock and Broking Pvt. Ltd (Anugrah or Trading member) and Vrise Securities Pvt. Limited. The Securities Appellate Tribunal (SAT) has upheld NCL order on December 15, 2023. NCSL has appealed against the SAT order at the Supreme Court of India, asserting compliance with all relevant laws and regulations. The appeal is awaiting hearing. The Company has also provided an undertaking on behalf of NCSL with the regulatory Authority to maintain sufficient unencumbered assets worth Rs. 570 Millions on the instruction from NCL. NCSL believes that it has acted in accordance with the agreement entered with the trading member and in accordance with applicable laws and regulations. Accordingly, there is no adjustment required in the standalone financial statements of the Company.

60 The Company is in process of regularization of municipal permission with respect to the Edelweiss House owned by the Company and had placed Bank guarantee amounting to Rs. 46.00 Millions to State Environment Impact Assessment Authority. During the year ended March 31, 2025, there is no update on the said matter.

61 During the year, the Company has sold it's investment in subsidiaries to it's other fellow subsidiary company at a loss of Rs. 1,422.93 millions at Arm's length price based on fair valuation report obtained from independent valuer.

62 **Title deeds of Immovable Properties not held in name of the Company**
There is no immovable property(other than properties where the Company is lessee and the lease agreements are duly executed in favour of the lessee), held by the company, where title deeds are not held in name of the company.

63 **Details of Benami Property held**
The Company does not have any benami property, where any proceeding has been initiated or pending against the company for holding any Benami property.

64 **Wilful Defaulter**
The Company has not been declared as wilful defaulter by any bank or financial institution or other lender.

65 **Registration of charges or satisfaction of charges with Registrar of Companies (ROC)**
The Company does not have any charges or satisfaction which is yet to be registered with ROC beyond the statutory period.

66 **Relationship with Struck off Companies**
Transaction with companies struck off under section 248 of the companies Act, 2013 or Section 560 of Companies Act, 1956

For March 31, 2025			
Name of struck off Company	**Nature of transactions with struck off Company**	**Balance outstanding**	**Relationship with the struck off Company**
Creativision Pvt.Ltd.	Business Promotion Exps	Nil	Vendor
Devi & Associates Private Limited	Professional Fees	Nil	Vendor
Gurukripa Hotels Private Limited	Staff Welfare Exps	Nil	Vendor
Kamal Enterprises Private Limited	Outside Services - Housekeeping Exps	Nil	Vendor
Radiant HR Solutions Private Limited	Commission & Brokerage Exps	Nil	Vendor
Rana Enterprises India Private Limited	Repairs & Maintenance	Nil	Vendor
Shams Cable Network Private Limited	Annual Maintenance Chgs /Office Exps	Nil	Vendor
Smit Outsourcing Services Private Limited	Computer Exps / Repairs & Maintenance	Nil	Vendor

For March 31, 2024			
Name of struck off Company	**Nature of transactions with struck off Company**	**Balance outstanding**	**Relationship with the struck off Company**
Nucsoft Limited	Other Expense	Nil	Vendor

67 **Undisclosed Income**
The Company has not surrendered or disclosed any transaction, previously unrecorded in the books of account, in the tax assessment under the Income Tax Act, 1961 as income during the year.

NANGIA & CO. LLP * CHARTERED ACCOUNTANTS *

Edelweiss Rural & Corporate Services Limited

Notes to the standalone financial statements for the year ended 31 March 2025 (continued)
(Currency : Indian rupees in millions)

68 **Details of Crypto Currency or Virtual Currency**
The Company has not traded or invested in Crypto currency or Virtual Currency during the current financial year and any of the previous financial years.

69 The Company has not granted any loans or advances in the nature of loans, without specifying period of repayment of principal to companies.

For March 31, 2025

Type of Borrower	Amount of loan or advance in the nature of loan outstanding	Percentage to the total Loans and Advances in the nature of loans
Promoters	Nil	NA
Directors	Nil	NA
KMPs	Nil	NA
Related Parties	Nil	NA

For March 31, 2024

Type of Borrower	Amount of loan or advance in the nature of loan outstanding	Percentage to the total Loans and Advances in the nature of loans
Promoters	Nil	NA
Directors	Nil	NA
KMPs	Nil	NA
Related Parties	Nil	NA

70 A) During the current year and previous year, the Company has not advanced or loaned or invested funds to any other person(s) or entity(ies), including foreign entities (Intermediaries) with the understanding that the intermediary shall:
(i) directly or indirectly lend or invest in other persons or entities identified in any manner whatsoever by or on behalf of the company (Ultimate Beneficiaries) or
(ii) provide any guarantee, security, or the like to or on behalf of the Ultimate Beneficiaries

(B) During the current year and previous year, the Company has not received any fund from any person(s) or entity(ies), including foreign entities (Funding Party) with the understanding (whether recorded in writing or otherwise) that the Company shall, Other than as disclosed in note (1) below
(i) directly or indirectly lend or invest in other persons or entities identified in any manner whatsoever by or on behalf of the Funding Party (Ultimate Beneficiaries) or
(ii) provide any guarantee, security, or the like to or on behalf of the Ultimate Beneficiaries

Note (1)
The Company has taken loans from its holding / subsidiary companies and given loan to its subsidiaries/fellow subsidiary companies in the ordinary course of business, which are at Arm's length and the same is approved by Audit Committee of the Company. The Company confirms that the below transactions are in accordance with relevant provisions of the Foreign Exchange Management Act, 1999 (42 of 1999) and Companies Act, 2013 and the such transactions are not in violation of the Prevention of Money-Laundering Act, 2002 (15 of 2003).

FY 2024-25

Name of Lender	Nature	Date	Rs. in millions	Name of Company in which investment done by the Company	Nature	Date	Rs. in millions	Remarks
Nil								

FY 2023-24

Name of Lender	Nature	Date	Rs. in millions	Name of Company in which investment done by the Company	Nature	Date	Rs. in millions	Remarks
Ecap Equities Limited (Formerly known as Edel Land Limited)(ELL)	Loan Taken	15-Mar-24	1,600.00	ECAP Securities And Investments Limited (Ecap)	Loan Given	15-Mar-24	1,600.00	1) ELL and Ecap are fellow subsidiaries of ERCSL.

Note (2)
Based on the legal opinion obtained by the ultimate Holding Company (EFSL), the transactions undertaken by NBFC-CIC of borrowing/lending/investment to and from its holding/subsidiary/affiliate/group entity(ies) or borrowing from outside the Group for onward lending/investments for carrying on their respective business in ordinary course will not attract reporting under Rule 11(e) of the Companies (Audit and Auditors) Rules, 2014 (the 'Rules'). Accordingly, transactions undertaken by the Company with Edel Finance Company Limited (NBFC CIC) is not disclosed under the Rules.

71 There have been no events or transactions which have occurred since the date of balance sheet or pending that would have material effect on the standalone financial statement and requires adjusting to accounting estimates and disclosures included in standalone financial statements at that date or for the period then ended, other than those reflected or fully disclosed in the standalone financial statements. No events have occurred that are of such significance in relation to the company's affairs to require mention in a note to the financial statements in order to make them not misleading regarding the financial position, results of operations, or cash flow or changes in equity of the company.

72 The Company has complied with the Rule 3 of Companies (Accounts) Rules, 2014 amended on 5 August 2022 relating to maintenance of electronic books of account and other relevant books and papers. The Company's books of accounts and relevant books and papers are accessible in India at all times and backup of accounts and other relevant books and papers are maintained in electronic mode within India and kept in servers physically located in India on daily basis.

73 The Company is in compliance with number of layers of companies, as prescribed under clause (87) of section 2 of the Act read with the Companies (Restriction on number of Layers) Rules, 2017.

NANGIA & CO. LLP * CHARTERED ACCOUNTANTS *

Edelweiss Rural & Corporate Services Limited

74 The Company has already responded to authorities on show cause notice in respect of import of pulses in earlier years. There are no further updates subsequent to Company's management assessments, there is no impact on the financial statements for the year ended March 31, 2025.

75 All amounts disclosed in the financial statements and notes have been rounded off to the nearest million as per the requirements of Schedule III, unless otherwise stated.

76 Previous year's numbers have been regrouped and rearranged whenever necessary to confirm to current year presentation/classification.

77 These financial statements have been approved for issue by the Board of Directors of the Company on 08 May 2025.

As per our report of even date attached.

For Nangia & Co. LLP
Chartered Accountants
ICAI Firm Registration Number: 002391C/ N500069

Jaspreet Singh Bedi
Partner
Membership No: 601788

Mumbai
May 08, 2025

For and on behalf of the Board of Directors
Edelweiss Rural & Corporate Services Limited

Ravindra Dhobale
Executive Director & CFO
DIN No.:05147051

Ananya Suneja
Director
DIN : 07297081

Christina Dsouza
Company Secretary
Membership No: 18781

Mumbai
May 08, 2025

NOTICE OF THE 19TH ANNUAL GENERAL MEETING

NOTICE IS HEREBY GIVEN THAT THE 19TH ANNUAL GENERAL MEETING OF THE MEMBERS OF EDELWEISS RURAL & CORPORATE SERVICES LIMITED WILL BE HELD ON MONDAY, SEPTEMBER 29, 2025 AT 5:00 P.M. AT THE CORPORATE OFFICE OF THE COMPANY AT EDELWEISS HOUSE, OFF CST ROAD, KALINA, MUMBAI – 400 098, TO TRANSACT THE FOLLOWING BUSINESS:

ORDINARY BUSINESS

1. To receive, consider and adopt:-

a. the audited Financial Statements of the Company for the financial year ended March 31, 2025, together with the Report of the Board and the Auditors thereon; and

b. the audited Consolidated Financial Statements of the Company for the financial year ended March 31, 2025, together with the Report of the Auditors thereon.

2. To appoint a Director in place of Mr. Nikhil Johari (DIN: 01960539), who retires by rotation and, being eligible, offered himself for re-appointment.

For and on behalf of the Board of Directors
Edelweiss Rural & Corporate Services Limited

Reshma Ramchandani
Executive Director & Company Secretary
DIN: 11180972

Mumbai, September 18, 2025

Registered Office:
2nd Floor, MB Towers, Plot No. 5,
Road No. 2, Banjara Hills,
Hyderabad – 500 034.

CIN: U45201TG2006PLC078157
Email – cs@edelweissfin.com
Website - www.ercsl.edelweissfin.com

NOTES:

1. **A MEMBER ENTITLED TO ATTEND AND VOTE AT THE MEETING IS ENTITLED TO APPOINT A PROXY TO ATTEND AND VOTE INSTEAD OF HIMSELF AND SUCH PROXY NEED NOT BE A MEMBER OF THE COMPANY. PROXIES, IN ORDER TO BE EFFECTIVE MUST BE RECEIVED BY THE COMPANY NOT LESS THAN 48 HOURS BEFORE THE MEETING.**

   A person can act as proxy on behalf of Members not exceeding fifty (50) and holding in aggregate not more than 10% of the total share capital of the Company. In case a proxy is proposed to be appointed by a Member holding more than 10% of the total share capital of the Company carrying voting rights, then such proxy shall not act as a proxy for any other person or shareholder.

2. The Annual General Meeting is convened at a shorter notice after obtaining the necessary consent of the Members as required under the Companies Act, 2013.

3. Corporate members intending to send their authorised representatives to attend the Meeting are requested to send to the Company a certified copy of the Board Resolution authorising their representative to attend and vote on their behalf at the Meeting.

4. Pursuant to Secretarial Standard on General Meetings (SS-2) issued by the Institute of Company Secretaries of India, information in respect of the Directors seeking appointment at the AGM is given in the Annexure to the Notice.

5. The Statutory Registers of the Company will be available for inspection by the Members at the AGM of the Company during the business hours on all working days up to the date of the AGM.

6. A Route Map along with prominent landmark for easy location to reach the venue of the Meeting is annexed herewith.

Details of Directors seeking re-appointment at the 19th Annual General Meeting pursuant to Secretarial Standard on General Meetings (SS-2):-

Particulars	**Mr. Nikhil Johari**
Date of Birth	December 15, 1977
Age	47 years
Date of first appointment	November 14, 2020
Experience	Mr. Nikhil Johari has wide experience in the financial sector. He has been associated with Edelweiss group for the last two decades. Mr. Johari has expertise in operations, compliance, governance, risk management, regulatory risk, internal audit, treasury and asset allocation. Mr. Johari has played a pivotal role in managing key regulatory interface, litigations, arbitrations pertaining to the Commodities business. He has handled various roles in treasury, institutional securities businesses. In the year 2008, he handled the role of Chief Risk Officer and in the year 2011, Chief Operating Officer of the Commodities Business in Edelweiss group entities.
Qualification	Mr. Johari holds MBA degree in Finance from SP Jain Institute of Management and Research, Mumbai.
Terms and Conditions of Re-appointment	Appointed as a Non-executive Director, liable to retire by rotation
Remuneration to be paid	Nil
Remuneration last drawn	Nil
Number of Board Meetings attended during the FY 2024-25	3
Directorship in other Companies (Public Limited Companies)	Edelweiss Trusteeship Company Limited
Name of listed entities from which the person has resigned in the past three years	None
Membership/ Chairmanship of Committees of other public limited companies (Audit Committee and Stakeholders' Relationship)	Nil
Relationship with other Directors and with Key Managerial Personnel of the Company	None
No. of shares held in the Company	Nil

Form No. MGT-11

Proxy form

[Pursuant to section 105(6) of the Companies Act, 2013 and rule 19(3) of the Companies (Management and Administration) Rules, 2014*]*

Edelweiss Rural & Corporate Services Limited
Corporate Identity No. (CIN): U45201TG2006PLC078157
Registered Office: 2nd Floor, MB Towers, Plot No.5,
Road No. 2, Banjara Hills,
Hyderabad – 500034
Email: cs@edelweissfin.com

Folio No./ Depository A/c No. _____

I/We, being the member (s) of ……Shares of the above-named company, hereby appoint:

1. Name	2. Name	3. Name
Address	Address	Address
E-mail Id	E-mail Id	E-mail Id
Signature ……, or failing him	Signature …….. or failing him	Signature ……

as my/our proxy to attend and vote (on a poll) for me/us and on my/our behalf at the 19th Annual General Meeting of the Company, to be held on Monday, September 29, 2025 at 5:00 p.m. at the Corporate Office of the Company at Edelweiss House, Off CST Road, Kalina, Mumbai – 400 098 and at any adjournment thereof in respect of such resolutions as are indicated below:

Sr. No.	Resolution	For	Against
1.	To receive, consider and adopt:- a) the audited Financial Statements of the Company for the financial year ended March 31, 2025, together with the Report of the Board and the Auditors thereon; and		

	b) the audited Consolidated Financial Statements of the Company for the financial year ended March 31, 2025, together with the Report of the Auditors thereon.		
2.	To appoint a Director in place of Mr. Nikhil Johari (DIN:01960539), who retires by rotation and, being eligible, offered himself for re-appointment.		

Signed this…… day of…… 2025.

Affix Revenue Stamp

Signature of shareholder Signature of Proxy holder(s)

Edelweiss Rural & Corporate Services Limited

CIN:U45201TG2006PLC078157

Registered Office: 2nd Floor, M.B. Towers,
Plot No.5, Road No. 2, Banjara Hills,
Hyderabad – 500 034.

ATTENDANCE SLIP

19th Annual General Meeting

Monday, September 29, 2025 at 5:00 p.m.

Folio No. /Client ID No./DP Id No.	
No. of shares	

I/we certify that I/we am/are a Registered Member/Authorised Representative of Registered Member under Section 113 of the Companies Act, 2013 /Proxy for Registered Member of Edelweiss Rural & Corporate Services Limited.

I/we hereby record my/our presence at the 19th Annual General Meeting of the Company to be held on Monday, September 29, 2025 at 5:00 p.m. at the Corporate Office of the Company at Edelweiss House, Off CST Road, Kalina, Mumbai – 400 098 and at any adjournment thereof.

*Member's/ Authorised

Representative's/ Proxy's full name in block letters

Member's/Authorised
Representative/ Proxy's
Signature

Note: Please fill in this attendance slip and hand it over at the venue of the meeting.

* Please strike off whichever is not applicable

Route Map of the venue of the 19th Annual General Meeting of Edelweiss Rural & Corporate Services Limited to be held on Monday, September 29, 2025

AGM Venue: Edelweiss House, Off CST Road, Kalina, Mumbai – 400 098.

Prominent Landmark: University of Mumbai, Kalina

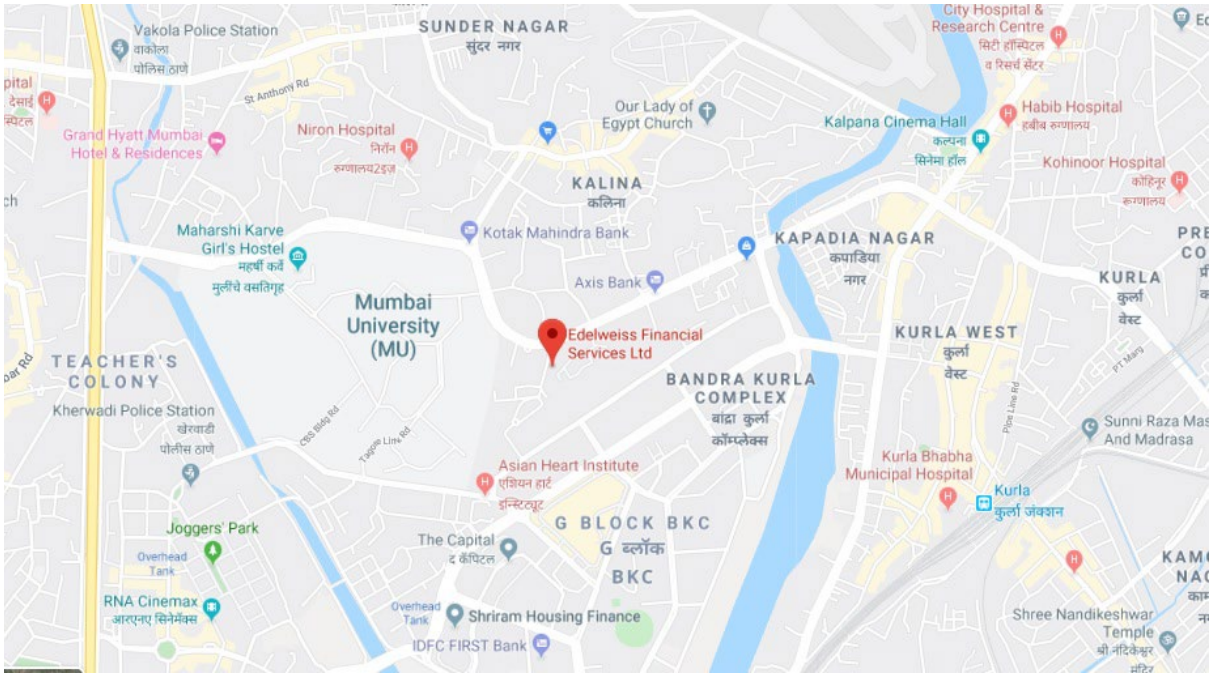

Edelweiss Rural & Corporate Services Limited
CIN: U45201TG2006PLC078157
Regd. Off.: 2nd Floor, MB Towers, Plot No. 5, Road No. 2, Banjara Hills, Hyderabad 500 034 Tel. No.: +91 40 40316900
Corporate Office: Edelweiss House, CST Road, Kalina, Mumbai – 400098 Tel. No.: +91 22 4079 5199
Email: cs@edelweissfin.com Website: https://ercsl.edelweissfin.com